

EARLY CARE & EDUCATION PROFILE

STATE OF OREGON 2024

Oregon Child
Care Research
Partnership
June 2025

*A closer look at
policy-relevant
information related
to Oregon's children,
families, and the
early care and
education system.*

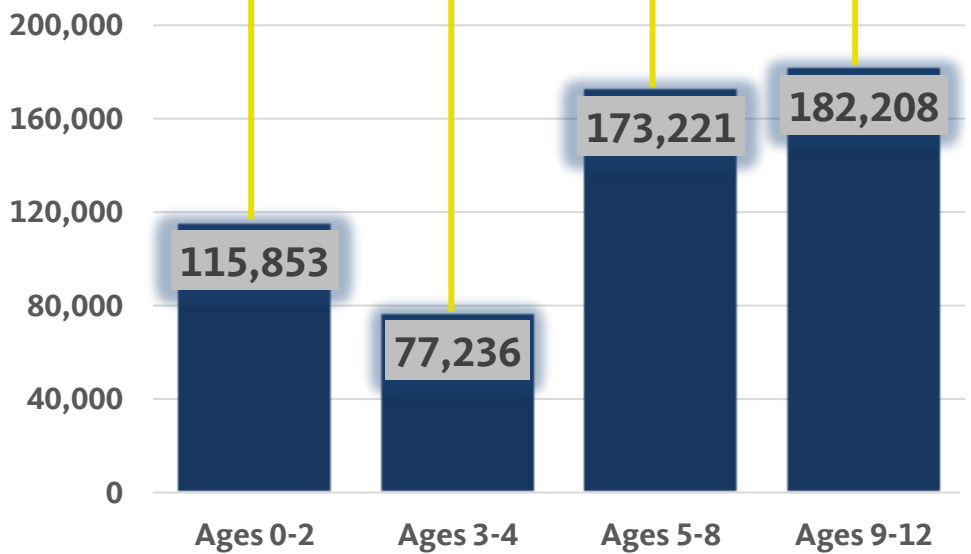


Early Care & Education in Oregon

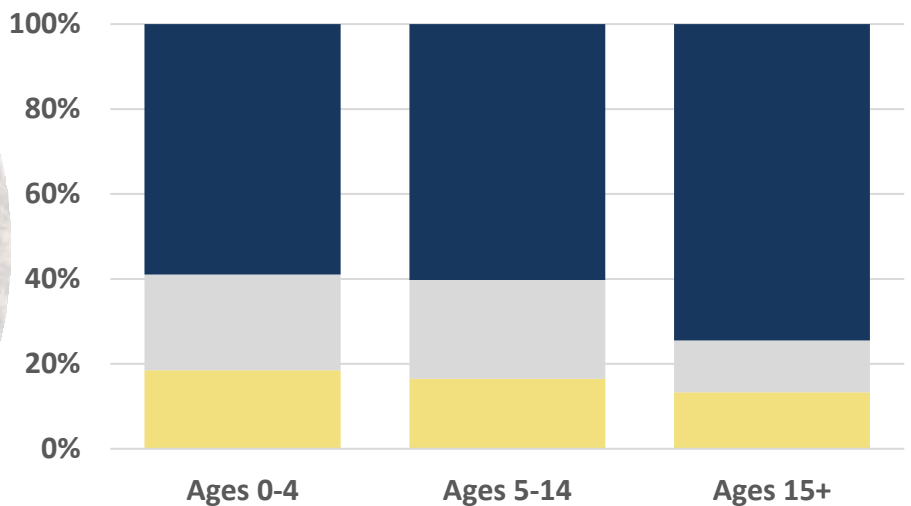
Growing awareness of the importance of the early years in a child’s life increases the need to know more about Oregon’s young children, their families, and the early care and education that exists to support them.

How Many
Children
Under 13 Live
in Oregon?

548,518 Total Children



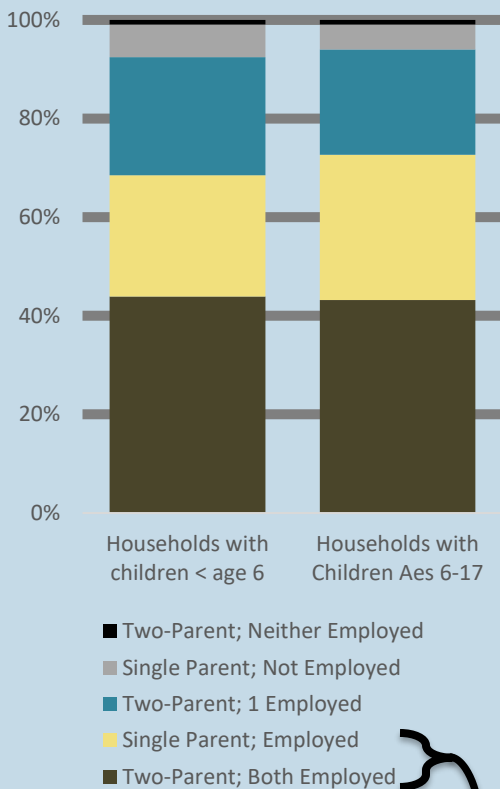
**41% of
Oregon
Children
Under Age 5
are Hispanic
or Non-White**



- White; Non-Hispanic
- Hispanic; Any Race
- Non-white; Non-Hispanic

Early Care and Education Supply & Demand

How much child care do we need?³



Nearly **69%** of children have both parents employed or a single employed parent



How much child care do we have right now?⁴

548,518

children under age 13 living in Oregon



114,403

slots in centers and family child care homes for children currently under age 13 living in Oregon



- 86,568 slots in Child Care Centers
- 27,835 slots in Family Homes

21% of children under age 13 have access to visible child care in Oregon



45% of 3- and 4-year old children were enrolled in preschool in 2023⁵

Affordability

\$20,040

median annual price of toddler care in a child care center₆



\$10,567

median annual price of public university tuition in Oregon₇

The price of child care can exceed tuition at Oregon's public universities



What percent of a minimum wage₈ worker's annual income pays the price of center care for a toddler?

50%

Standard

67%

Portland Metro

36%

Nonurban Counties

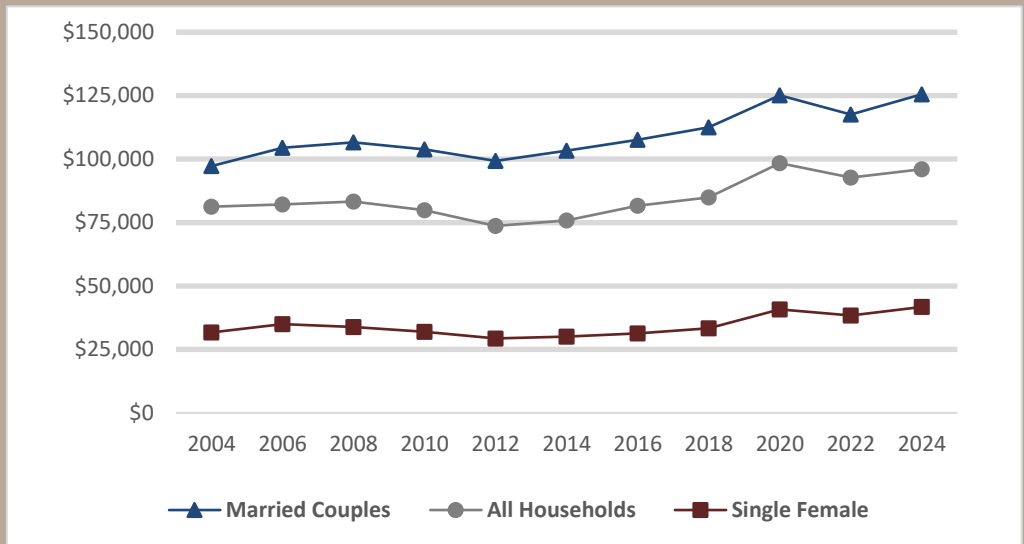


Oregon Child Care Center Teacher Earnings_{9,10}

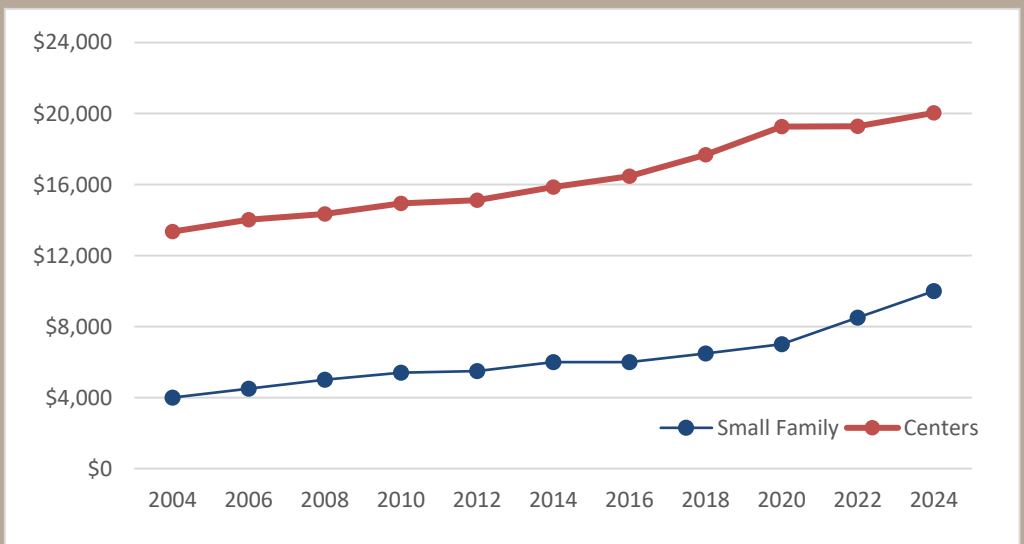
Annual median teacher wages range from a median low of \$34,840 to a median high of \$47,840. Thirty-five percent of center teachers and 44% of head teachers have a bachelor's degree or higher.



Stabilizing Median Income¹¹



Increasing Child Care Prices⁶



Between 2004 and 2024 child care prices have increased at a faster rate than the incomes of households with children under 18 years of age.^{11, 6}

In those twenty years, inflation-adjusted child care prices increased by **50%** for center care and **51%** for small family homes, while household incomes fluctuated and ultimately increased by only **18%**. Child care prices continue to challenge households headed by female single parents who face the same prices, but with median incomes that are only **44%** of the income of all households with children.

How many Children are in Families Receiving Help Paying for Child Care?

Oregon parents fund the majority of child care expenditures.¹² State and federal funding helps parents access child care through reduced price or no-cost options:

Oregon Public Early Learning Programs¹³

Oregon state-administered programs that receive both state and federal dollars include Oregon Prenatal to Three, Baby Promise, Oregon Pre-Kindergarten, and Preschool Promise. Federal investment for Oregon families also includes Federal Head Start and Early Head Start. These slots are typically available only to children from low-income families.

Together these programs provide:

2,802

slots or seats for children ages 0-2 in regulated child care programs

14,745

slots or seats for children ages 3-5 in regulated child care programs

Oregon Child Care Subsidy Program^{14,15}

A family is eligible for the Oregon Child Care Subsidy Program if their income is equal to or less than 200% of the Federal Poverty Level.¹⁶

25,265

Oregon children were served by child care subsidy throughout Federal Fiscal Year 2023.

The program served an average of

16,687

children per month.

Approximately

16% of Oregon's

licensed child care slots were filled by children on subsidy in December 2024.

***This research effort is supported in part by the
Oregon Department of Early Learning and Care.***

References

- [1] Oregon Population Research Center, Portland State University. (2025). *2024 Oregon Population Estimates*.
- [2] U.S. Census Bureau, American Community Survey, *Tables B01001, B01001 H & I, 2023 1-year estimate*.
- [3] U.S. Census Bureau, American Community Survey, *Table B23008, 2023 1-year estimate*.
- [4] Oregon Child Care Research Partnership, Oregon State University. Estimated Supply of Child Care in Oregon as of December 2024. health.oregonstate.edu/early-learners/research/estimated-supply-2024 *Number of child care slots includes licensed and exempt centers (excluding recorded programs), certified family homes, registered family homes, and exempt family homes.*
- [5] U.S. Census Bureau, American Community Survey, *Table B14003, 2023 1-year estimate*.
- [6] Pratt, M. & Sektnan, M. (2025). *2024 Oregon Child Care Market Price Study*. Oregon Child Care Research Partnership, Oregon State University. health.oregonstate.edu/early-learners/research/oregon-child-care-market-price-study-2024
- [7] Average annual tuition for an Oregon University System undergraduate student during 2024-2025 academic year from Oregon universities' websites.
- [8] Oregon Bureau of Labor and Industries (2024). Oregon Minimum Wage Rate Summary. <https://www.oregon.gov/boli/workers/Pages/minimum-wage-schedule.aspx>
- [9] 2023 wage for center teachers and head teachers collected by Oregon Department of Early Learning and Care, Child Care Licensing Division. Analyzed by Oregon Child Care Research Partnership, Oregon State University. health.oregonstate.edu/early-learners/research/oregon-early-care-and-education-teacher-wages-2023
- [10] Oregon Center for Career Development in Childhood Care and Education and Oregon Child Care Research Partnership. (2025). *Oregon Early Learning Workforce: Twelve Years Beyond Baseline—Comparison of 2012 and 2023*. health.oregonstate.edu/early-learners/research/oregon-early-learning-workforce-2023-report
- [11] U.S. Census Bureau, American Community Survey, *Tables B19125 & B19126, 2023 1-year estimate*.
- [12] Child Care Division, Oregon Employment Department (2010). *The Economic Impact of Oregon's Child Care Industry*.
- [13] Pratt, M. & Sektnan, M. (2025). *Oregon's Child Care Deserts 2024: Mapping Supply by Age Group and Percentage of Publicly Funded Slots*. Corvallis, Oregon: Oregon State University, College of Public Health and Human Sciences. health.oregonstate.edu/early-learners/research/oregon-child-care-deserts-2024. *Regulated care includes slots in licensed centers, certified family homes, registered family homes, and exempt programs that receive public funding.*
- [14] Oregon Department of Early Learning and Care. *ACF-801 administrative program data for Federal Fiscal Year 2023 (October 1, 2022 - September 30, 2023)*.
- [15] Oregon Department of Early Learning and Care. *ACF-801 administrative program data for December 2024*.
- [16] Office of the Assistant Secretary for Planning and Evaluation. Poverty Guidelines. <https://aspe.hhs.gov/topics/poverty-economic-mobility/poverty-guidelines>.



Oregon State
University

For more information:
Dr. Megan Pratt
megan.pratt@oregonstate.edu
(541) 737-5373