

Child Care and Education in Oregon and Its Counties: 2014

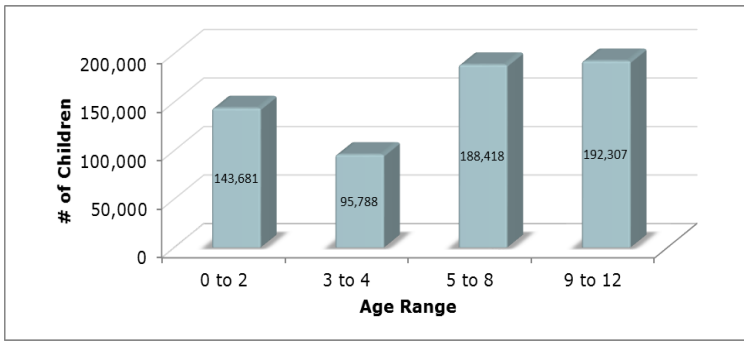


Prepared by:
Bobbie Weber, Oregon Child Care Research Partnership
Grace Hartman, Research Assistant
July 2015

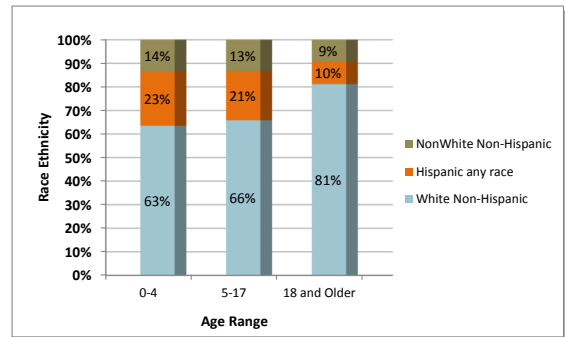
Child Care and Education in Oregon

Growing awareness of the importance of the early years in a child’s life increases the need to know more about Oregon’s young children, their families, and the child care and education that exists to support them. This report answers basic policy-relevant questions about Oregon’s children, families, and the child care and education system.

How many children under 13 live in Oregon?¹

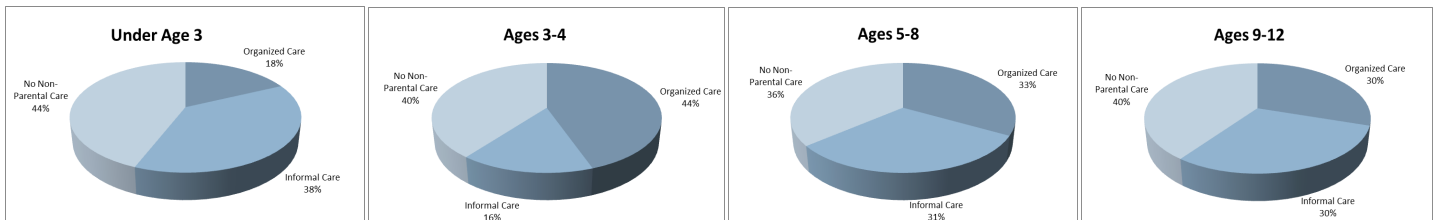


A third of young Oregon children are Hispanic or NonWhite.²



How many children are in child care and education programs?³

Regardless of age, about 40% of children are not in any form of nonparental care. Preschoolers are the most likely to be in “Organized Care”, a term used to describe centers, family child care homes, and other organized activities. Families are more likely to use relatives and friends (“Informal Care”) for care of very young children and older children when not in school. Use of child care and education depends on age of children, employment status of parents, household income, and access to free or subsidized care.



¹2013 population estimates from the Center for Population Research and Census at Portland State University.

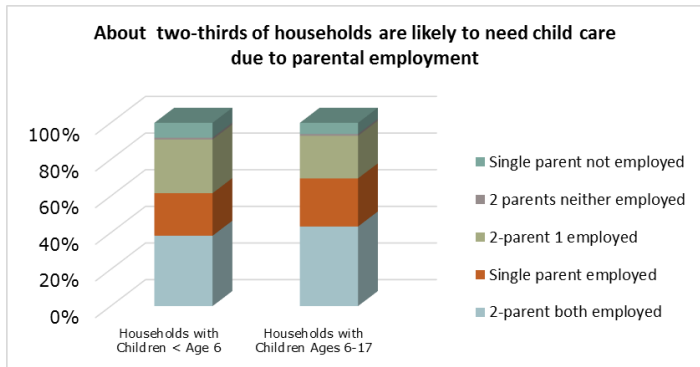
² US Census, American Community Survey (ACS), Table S01, 2013 3-Year Estimate for Oregon.

³Oregon Population Survey 2008. Analysis by Oregon Child Care Research Partnership (OCCRP), Oregon State University (OSU).

Child Care and Education Programs

How much child care and education do we need?⁴

How much child care do we have?⁵



Centers and Family Child Care Homes provide spaces for 106,886 children under age 13.

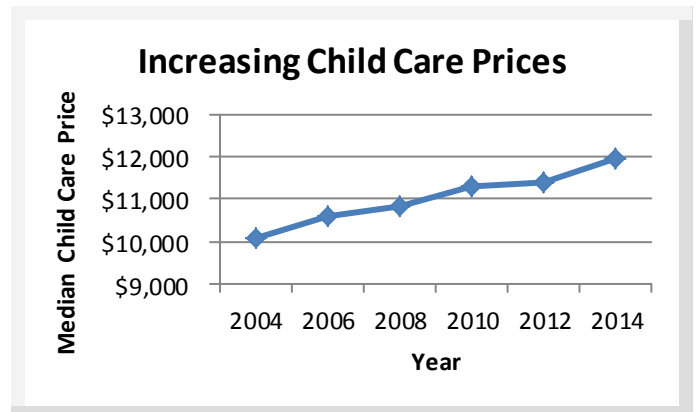
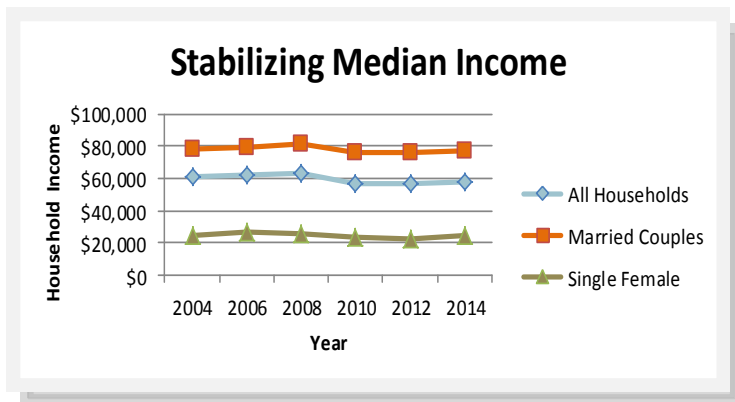
- ◆ **79,435** slots in Child Care Centers
- ◆ **27,451** slots in Family Child Care Homes

Oregon currently has **17** visible slots per 100 children

View child care on enclosed maps or create your own child care map at:
<http://health.oregonstate.edu/occrp-map>

How affordable is child care and education in Oregon?^{6 & 7}

Between 2004 and 2014 child care prices have increased 25% more quickly than have the incomes of households with children under age 13. Child Care prices only increased by 19% but household incomes actually decreased by 5% in the same ten years. Child care prices continue to challenge households headed by female single parents who face the same prices but with median incomes that are only 43% of that of all households



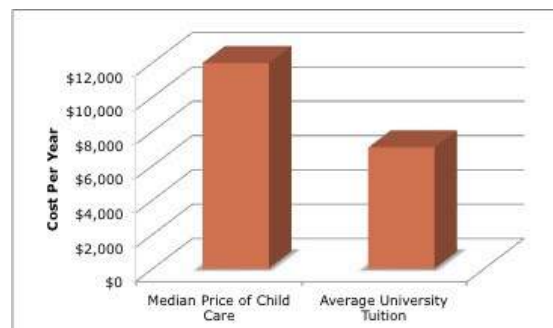
- ◆ Median annual price of toddler care in a child care center
- ◆ Average annual price of public university tuition in Oregon
- ◆ Care of a toddler as a percent of the annual income of a minimum wage worker

\$11,976

\$6,831

63%

The price of child care can exceed tuition at Oregon's public universities.⁸



⁴ US Census, ACS, B23009, 2013, 3-Year Estimate for Oregon.

⁵ Estimated Supply of Child Care in Oregon as of March 2014. OCCRP, OSU.

⁶ US Census, ACS, B 19126, 2013, 3-Year Estimate for Oregon inflation adjusted for 2014.

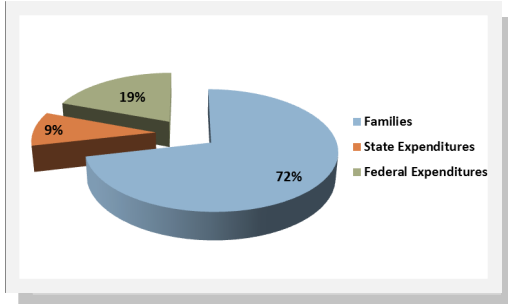
⁷ Grobe, D. & Weber, R.. 2014 Oregon Child Care Market Price Study. Oregon Child Care Research Partnership, OSU.

⁸ Child Care Price same as #7. Average annual tuition for an OUS undergraduate student during 2013-2014 academic year from Oregon universities' websites.

How Does Oregon Pay for Child Care?

Who pays for child care and education in Oregon?⁹

Oregon's total expenditures for Child Care in 2010 was **\$1,287,832,659**



◆ Families paid	\$919,509,590
◆ State paid	\$119,771,366
◆ Federal government paid	\$248,551,703

Prices and wages⁹

Together, state and federal expenditures covered **\$368,323,069** of child care costs through:

- ◆ Tax Credits \$ 73,766,677
- ◆ Programs \$294,556,402

How much do teachers in child care centers earn?¹⁰

- ◆ Median **lowest annual wage** of a child care center teacher in 2013 \$20,800
- ◆ Median **highest annual wage** of a child care center teacher in 2013 \$28,600

How many children are in families receiving help paying for child care?

Most help paying for child care and education comes through two federal/state partnerships: Oregon Head Start Prekindergarten/Early Head Start and the Child Care Subsidy program .

Early Head Start and Oregon Head Start Prekindergarten¹¹

- ◆ **14,161** total income-eligible children in Oregon are in funded programs
- ◆ **1,904** income-eligible children age 0-2 years enrolled in Early Head Start —**6% of eligible children**
- ◆ **12,257** income-eligible children age 3-5 enrolled in Oregon Head Start Prekindergarten—**55% of eligible children**

Oregon Child Care Subsidy—Employment Related Day Care^{12 & 13}

In 2014 (FFY) Oregon served **15,000** children per month, on average.

In 2011-2012 Oregon served on average **15,046** representing **16% of those eligible** under Oregon rules.

⁹ Child Care Division, Oregon Employment Department, The Economic Impact of Oregon's Child Care Industry: 2010.

¹⁰ Structural Indicators: 2013 OCCRP, OSU.

¹¹ Oregon Head Start Enrollment. Early Learning Division, Oregon Department of Education.

¹² Subsidy Data for Federal Fiscal Year (FFY) 2014 provided by the Department of Human Services. Analysis by OCCRP, OSU.

This research effort is supported in part by the Early Learning Division, Oregon Department of Education.

For additional copies of this report, contact the Oregon Child Care Research Partnership, Family Policy Program, Oregon State University, 231 Hallie Ford Center, Corvallis, Oregon 97331. Telephone: (541)737-9243; e-mail: Bobbie.Weber@oregonstate.edu.