

EARLY CARE & EDUCATION PROFILE

STATE OF OREGON 2022

Oregon Child
Care Research
Partnership
June 2023

*A closer look at
policy-relevant
information related
to Oregon's children,
families, and the
early care and
education system.*

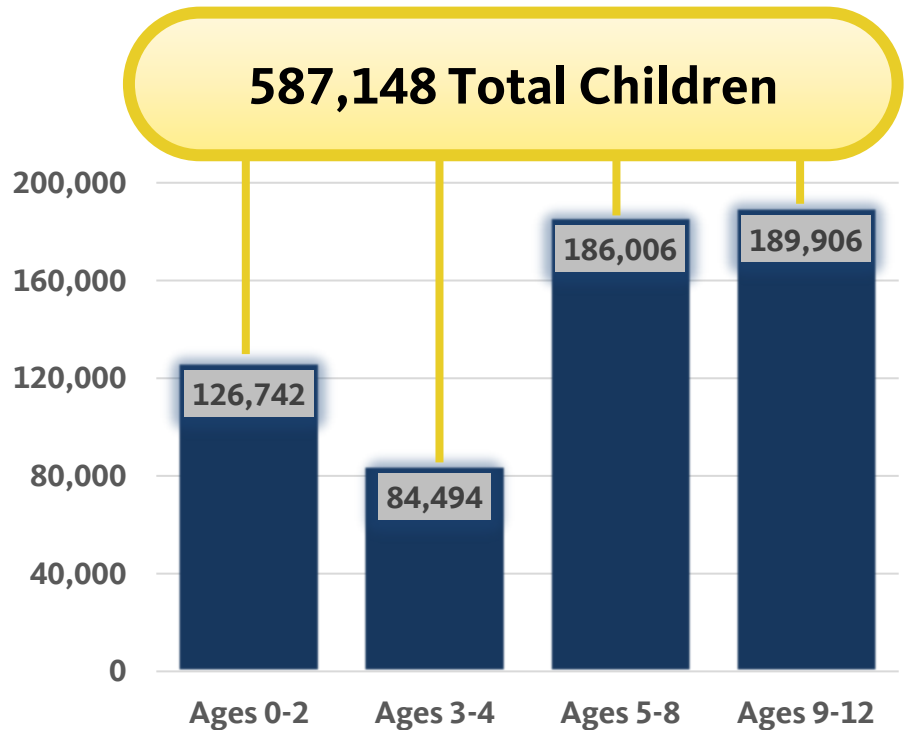


Oregon State
University

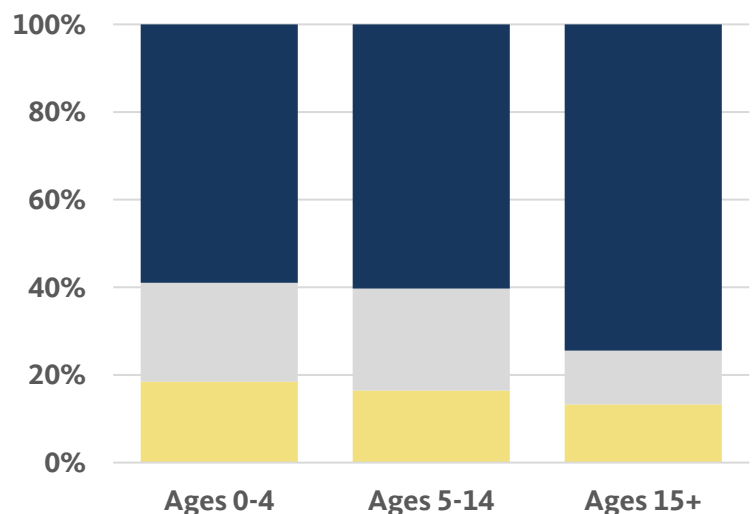
Early Care & Education in Oregon

Growing awareness of the importance of the early years in a child's life increases the need to know more about Oregon's young children, their families, and the early care and education that exists to support them.

How Many
Children
Under 13 Live
in Oregon,

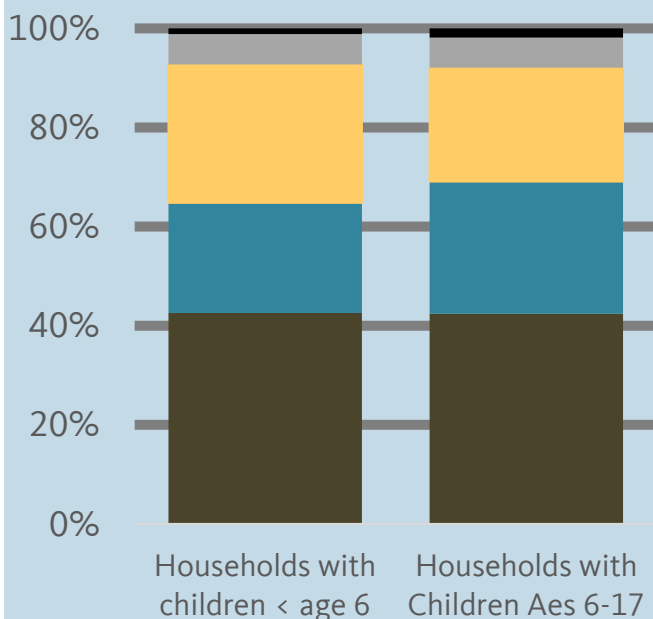


**41% of Oregon
Children
Under Age 5
are Hispanic
or Non-White,**



Early Care and Education Programs

How much child care and education do we need?₃



- Two-Parent; Neither Employed
- Single Parent; Not Employed
- Two-Parent; 1 Employed
- Single Parent; Employed
- Two-Parent; Both Employed



Nearly **70%** of children have both parents employed or a single parent employed

How much child care do we have right now?₄

587,148

children under age 13 living in Oregon



108,258

slots in centers and family child care homes for children currently under age 13 living in Oregon



- **83,914** slots in Child Care Centers
- **24,344** slots in Family Child Care Homes

18% of children under age 13 have access to visible child care in Oregon

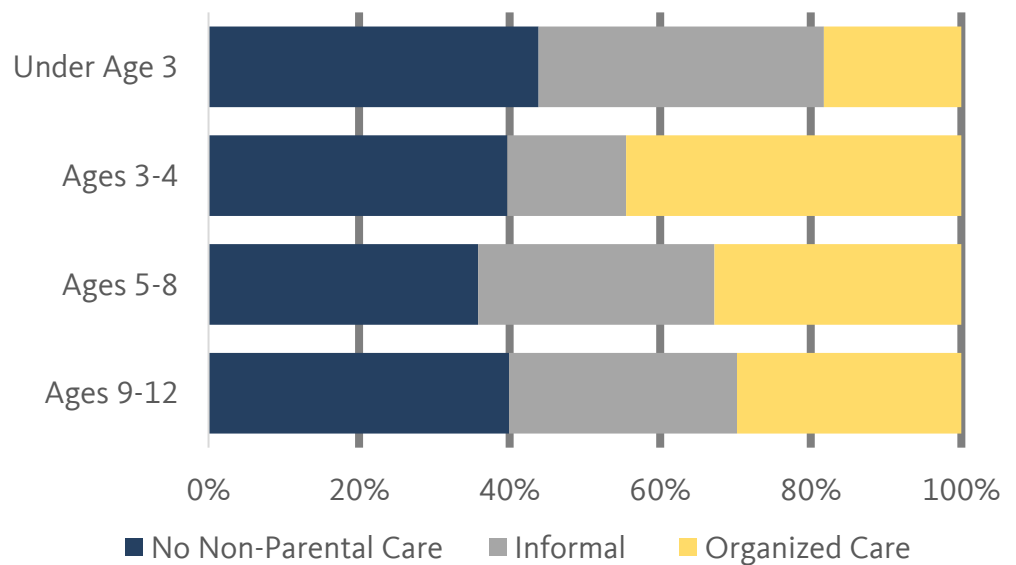


Majority of Oregon Children are not in Organized Care

Regardless of age, about 40% of children are not in any form of non-parental care.⁵

Preschoolers are the most likely to be in “Organized Care”, a term used to describe centers, family child care homes, and other organized activities. Families are more likely to use relatives and friends (“Informal Care”) for care of very young children and older children when not in school.

Use of early care and education depends on age of children, employment status of parents, household income, and access to free or subsidized care. Public and private leaders watch levels of participation in preschool by 3- and 4-year-old children because of its association with kindergarten readiness.



32% of 3- and 4-year old children were enrolled in preschool in 2021⁶

Affordability

\$18,000

median annual price of
toddler care in a child
care center⁷



\$9,704

median annual price
of public university
tuition in Oregon⁸

**The price of child care can
exceed tuition at Oregon's
public universities**



What percent of a minimum wage, worker's annual
income pays the price of center care for a toddler?

48%

Standard

65%

Portland Metro

37%

Nonurban Counties

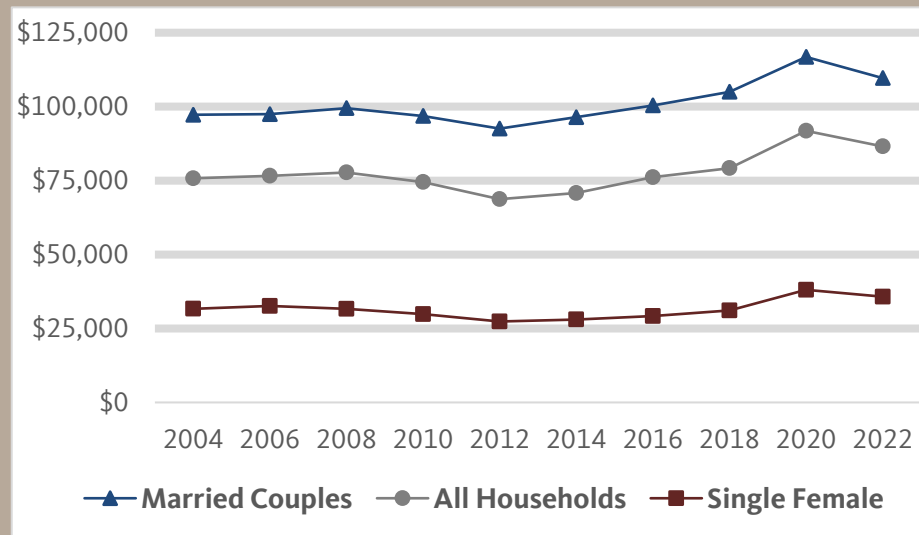


***Oregon Child Care
Center Teacher
Earnings*** ^{10,11}

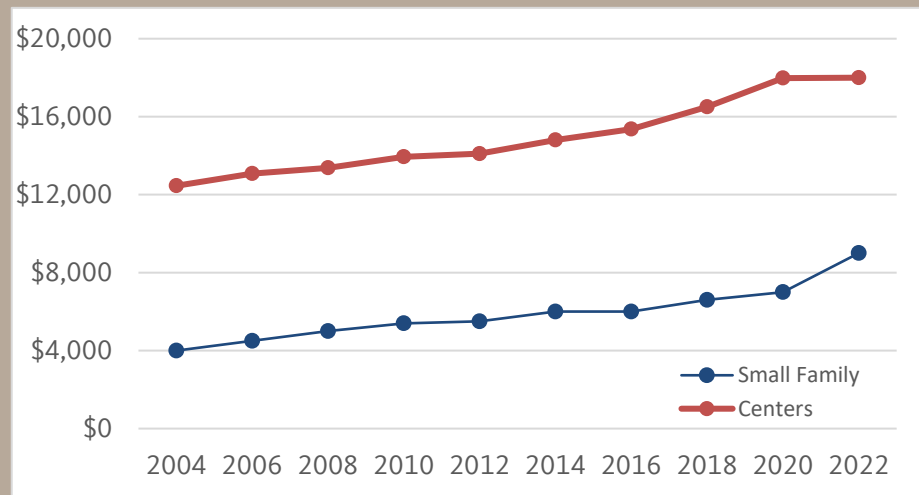
Annual median teacher wages range from a median
low of \$30,160 to a median high of \$41,704.
Thirty-three percent of center teachers and 50% of
head teachers have a bachelor's degree or higher.



Stabilizing Median Income₁₂



Increasing Child Care Prices₇



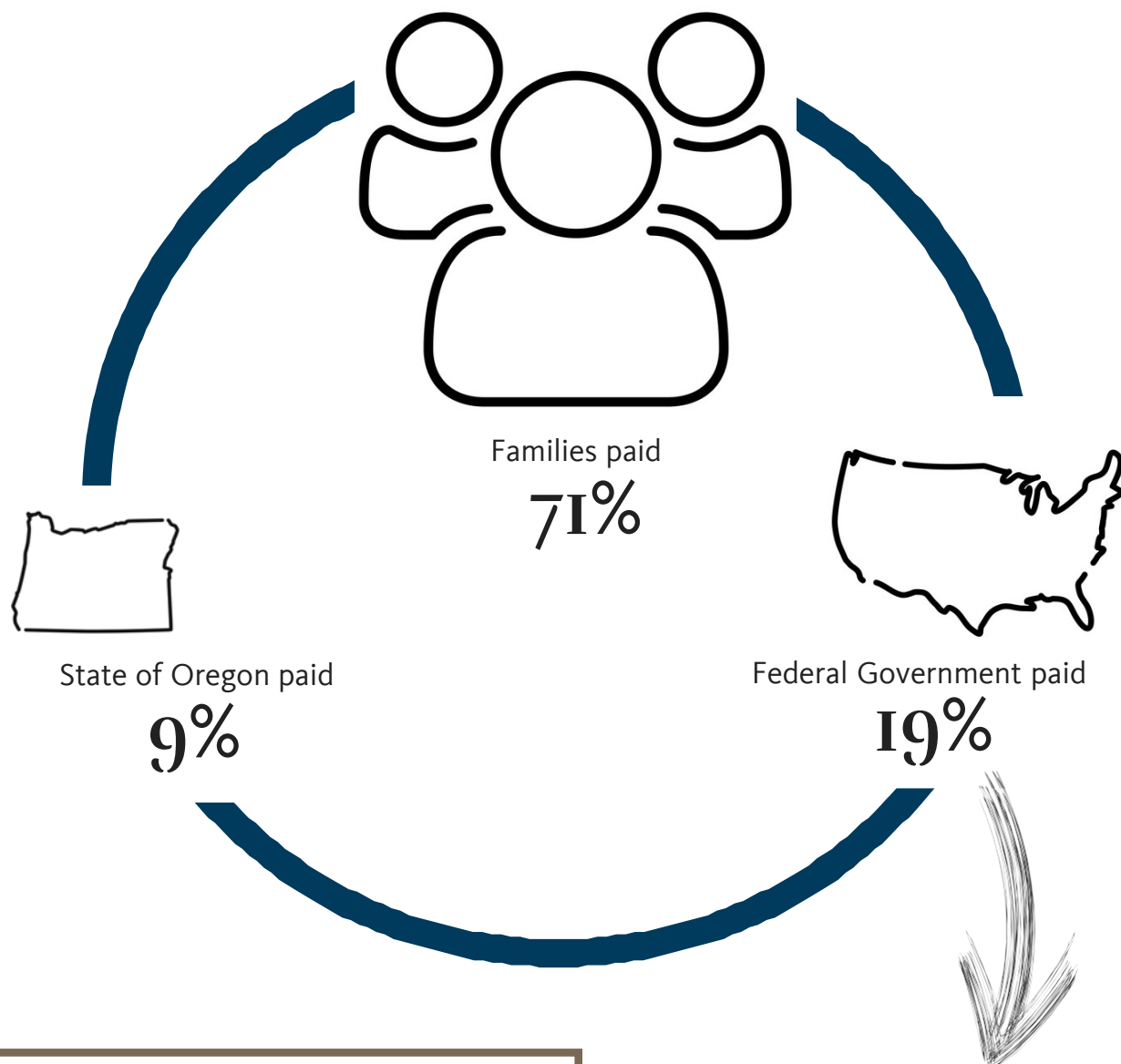
Between 2004 and 2022 child care prices have increased at a faster rate than the incomes of households with children under 18 years of age. _{12, 7}

In those eighteen years, inflation-adjusted child care prices increased by **45%** for both small family and center care while household incomes fluctuated and ultimately increased by only **14%**.

Child care prices continue to challenge households headed by female single parents who face the same prices but with median incomes that are only **41%** of the income of all households with children.

How Does Oregon Pay for Early Care and Education?

13



***Oregon parents
fund the majority
of annual child
care expenditures***

20% of combined state and federal expenditures were tax credits

80% of combined state and federal expenditures funded early care and education programs

How many Children are in Families Receiving Help Paying for Child Care?

Most help paying for early care and education comes through two state/federal partnerships:

Oregon Public Early Learning Programs¹⁴

Oregon state-administered programs that receive both state and federal dollars include Oregon Prenatal to Three, Baby Promise, Oregon Pre-Kindergarten, and Preschool Promise. Federal investment for Oregon families also includes Federal Head Start and Early Head Start.

Together these programs serve:

9%

of eligible children ages 0-2 living in families at or below 200% of the 2021 Federal Poverty Level

53%

of eligible children ages 3-4 living in families at or below 200% of the 2021 Federal Poverty Level

29%

of eligible children ages 0-4 living in families at or below 200% of the 2021 Federal Poverty Level

Oregon Child Care Subsidy Program^{15, 16}

A family is eligible for the Oregon Child Care Subsidy Program if their income is equal to or less than 200%* of the 2022 Federal Poverty Level (\$46,060 for a family of three).

118,860

Oregon children were eligible for a child care subsidy in 2019 under rules established by the federal government

59,870

Oregon children were eligible for a child care subsidy in 2019 under rules established by the state of Oregon

13,399

Oregon children were served by child care subsidy in 2019 (22% of state allowance, 11% of federal allowance)

*Effective 01/01/2023 the subsidy eligibility criteria increased from 185% to 200% of the federal poverty level. ¹⁷

References

- [1] Oregon Population Research Center, Portland State University. (2023). *2022 Oregon Population Estimates*.
- [2] U.S. Census Bureau, American Community Survey, *Tables B01001, B01001 H & I, 2021 one-year estimate*.
- [3] U.S. Census Bureau, American Community Survey, *Table B23008, 2021 one-year estimate*.
- [4] Oregon Child Care Research Partnership, Oregon State University. *Estimated Supply of Child Care in Oregon as of December 2022. Number of child care slots in licensed and exempt centers (excluding recorded programs), certified family homes, registered family homes, and exempt family homes*.
- [5] Oregon Population Survey 2008. Analysis by Oregon Child Care Research Partnership, Oregon State University).
- [6] U.S. Census Bureau, American Community Survey, *Table B14003, 2021 one-year estimate*.
- [7] Pratt, M., Sektnan, M. & Houston, L. (2023). *2022 Oregon Child Care Market Price Study*. Oregon Child Care Research Partnership, Oregon State University.
- [8] Average annual tuition for an Oregon University System undergraduate student during 2022-2023 academic year from Oregon universities' websites.
- [9] Oregon Bureau of Labor and Industries (2023). Oregon Minimum Wage Rate Summary. <https://www.oregon.gov/boli/workers/Pages/minimum-wage-schedule.aspx>.
- [10] 2021 wage for center teachers and head teachers collected by Early Learning Division, Oregon Department of Education. Analyzed by Oregon Child Care Research Partnership, Oregon State University.
- [11] Oregon Center for Career Development in Childhood Care and Education and Oregon Child Care Research Partnership. (2021). *Oregon Early Learning Workforce: Seven Years Beyond Baseline—Comparison of 2012 and 2019*.
- [12] U.S. Census Bureau, American Community Survey, *Tables B19125 & B19126, 2021 1-year estimate*.
- [13] Child Care Division, Oregon Employment Department (2010). *The Economic Impact of Oregon's Child Care Industry*.
- [14] Early Learning Division, Oregon Department of Education. (2023). Oregon Prenatal to Three, Baby Promise, Oregon Pre-Kindergarten, and Preschool Promise funded slots 2022-2023; Federal Early Head Start and Head Start slots estimate excluding Migrant/Seasonal or American Indian Alaskan Native Head Starts; Population estimates of children in families at or below 200% Federal Poverty Level from American Community Survey, Public Use Microdata Sample 2021 one-year estimate.
- [15] ACF Assistant Secretary for Planning and Evaluation Eligibility Estimates 2019. <https://aspe.hhs.gov/reports/child-care-eligibility-fy2019>.
- [16] Oregon Early Learning Division. *ACF-801 administrative program data for Federal Fiscal Year 2019 (October 1, 2018 - September 30, 2019)*.
- [17] Oregon Department of Human Services. Child Care Assistance: Information for Families. <https://www.oregon.gov/dhs/ASSISTANCE/CHILD-CARE/Pages/Parents.aspx#income>.

