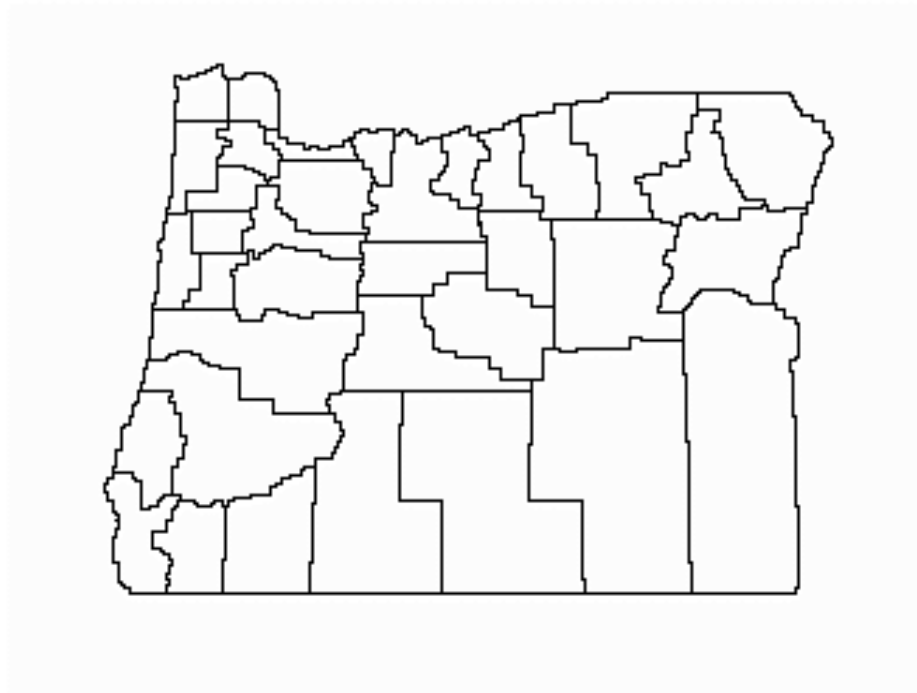

Child Care and Education in Oregon and Its Counties: 1998



Child Care and Education in Oregon and Its Counties is based on the findings from *Data for Community Planning: 1998 Oregon Population Estimates & Survey Findings*. Complete document can be downloaded from <http://www.lbcc.cc.or.us/familyresources/researchpartner>.

Prepared by Bobbie Weber and Kumiko Okuyama of the Oregon Child Care Research Partnership, Linn-Benton Community College with assistance from Beth Kapsch, graduate student in Human Development and Family Sciences, Oregon State University.

Child Care and Education in Oregon

What happens to children in the early years matters. The foundation for success in school is built. School success is ever more important and yet approximately a third of Oregon's kindergartners come to school unprepared.¹ Only one-third of children have a parent who is not in the paid workforce. Children's success depends on both care and education. Oregon's child care and education system is increasingly important to our ability to have a strong workforce today as well as to ensure that we will have one in the future.

Every two years the Child Care Research Partnership takes a snapshot of how Oregon's child care and education system is doing. *Child Care and Education in Oregon and Its Counties* describes how the system is working through state and county profiles. The report links study findings to Oregon's principal child care benchmarks: affordability, availability and quality.

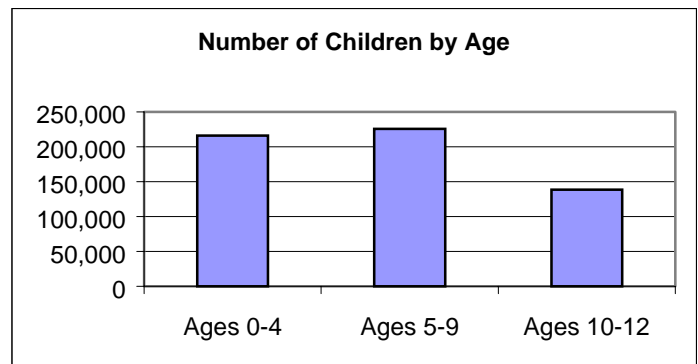
- ❑ Affordability emerges as the major issue. In most of the state the price of child care exceeds public college tuition. This is especially an issue for families earning under \$25,000 who spend 23% of their household income on child care.
- ❑ Availability of infant/toddler care and care for children with special needs is an issue throughout the state. Problems with availability of care are greatest in rural counties.
- ❑ Low wages and an absence of benefits result in a crisis-level shortage of persons willing to work in the child care industry. Low levels of training and high staff turnover threaten the quality of care available.

More detailed information can be found in a companion document, *Data for Community Planning: 1998 Oregon Population Estimates and Survey Findings*. Information on how to access the more detailed publication is found on the back page of this profile.

How Many Children Under 13 Live in Oregon?²

In 1998, there were 580,678 children age 0-12 years:

- ❑ 216,270 children age 0-4 years
- ❑ 225,755 children age 5-9 years
- ❑ 138,653 children age 10-12 years



Percentage of Children by Race/Ethnicity

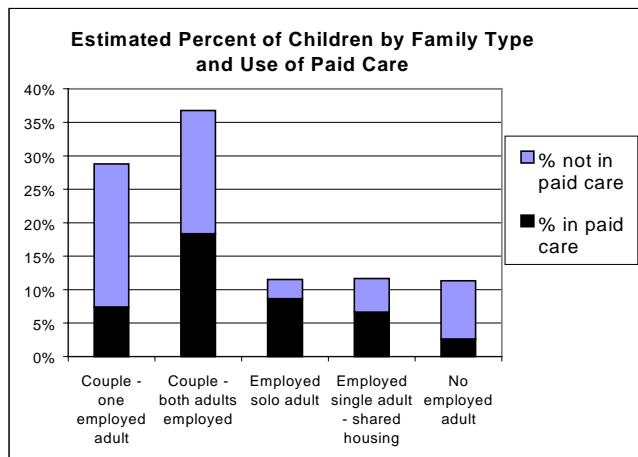
- White, non-Hispanic 88.3%
- Hispanic 9.5%
- African-American 2.2%
- Native American 1.5%
- Asian/Pacific Islander 2.8%

¹ Oregon Department of Education. *Readiness To Learn: Report 1997 Kindergarten Survey*. Salem, Oregon. 1997.

² Data generated by the Center for Population Research and Census at Portland State University, and Office of Economic Analysis, Oregon Department of Administrative Services.

How Many Children Under 13 are in Paid Care³

Use of child care depends on age of children, marital status of parents, and employment status of parents.



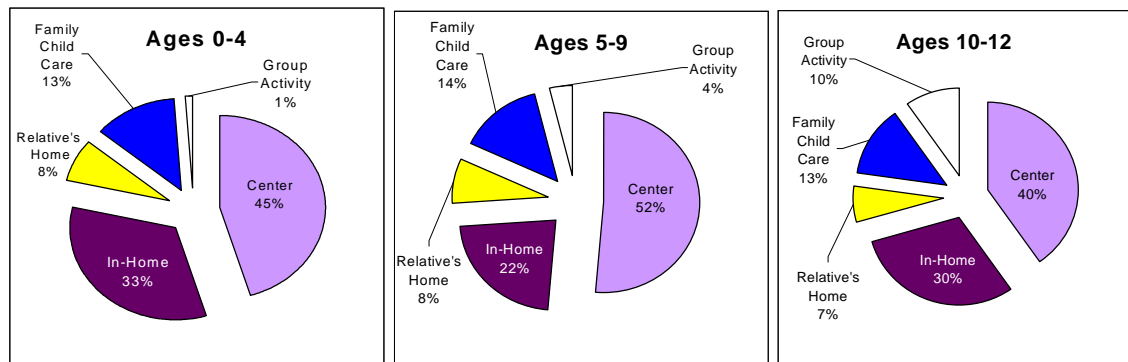
- ❑ 36% of children are in some form of paid care
- ❑ Families use an average of 27 hours of paid care per week
- ❑ 61% of children live in households where parents are employed

Percent of Children Under 13 in Paid Care by Age and Group

Use of child care depends on age of children. Whether a family uses paid care and what type of care they use is related to the age of the child.

	Ages 0-4	Ages 5-9	Ages 10-12
In Paid Care	43%	40%	20%
Not In Paid Care	57%	60%	80%

Type of Care Used for Children in Paid Care by Age Group



How Much Child Care Do We Have?⁴

The following community resources exist for Oregon families.

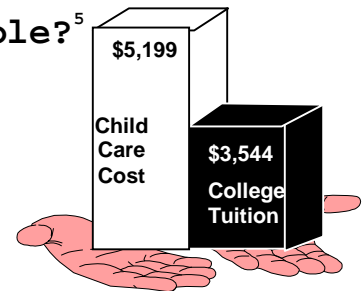
- ❑ 66,163 slots in child care and education centers
- ❑ 62,316 slots in family child care
- ❑ Oregon's goal is to have 25 *visible* slots for every 100 children. Oregon has 22 per 100 children.

³ Percentages of children by family type and use of paid care from analysis of Oregon Progress Board's Oregon Population Survey, 1998. Sample size not adequate to calculate use of paid care family type at regional level. Graph combines regional family type estimates and statewide estimates of use of paid care by family type. Estimate for use of paid care is regional estimate.

⁴ County data provided by local Child Care Resource and Referral Network (CCR&R) using Child Care Division regulatory and local data. Visible slots refer to care in child care centers and family care homes identified by the local CCR&R.

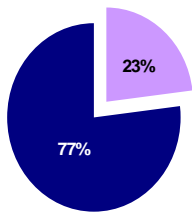
How Much Does Child Care Cost? Is It Affordable?⁵

- Average annual cost of toddler care in child care centers \$5,199
- Average annual college tuition \$3,544
- Earnings of a minimum wage worker \$12,000
- Care of a toddler as a percent of minimum wage 43%



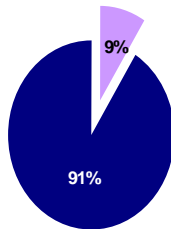
Percent of Household Income Spent on Child Care⁶

Family Income Under \$25,000



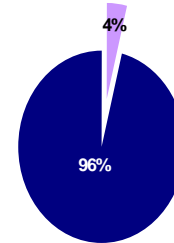
26% of Children under 13 live in families with yearly incomes under \$25,000

Family Income Between \$25,000-\$44,999



30% of Children under 13 live in families with yearly incomes between \$25,000 - \$44,999

Family Income Over \$45,000



44% of Children under 13 Live in families with yearly incomes \$45,000 or above

Affordability Benchmark

- 70% of families spend less than a tenth of their family income on child care

Number of Children Whose Families are Getting Help in Paying for Child Care⁷

- 8,189 children age 3-4 years enrolled in Head Start (47% of eligible)
- 26,291 children age 0-12 years receiving state assistance with part or all of their child care costs

What Is the Quality of Child Care Available?⁸

- 16% of children have parents who report that their children **do not** always feel safe and secure
- 39% of children have parents who report that their children **do not** always get lots of individual attention
- 32% of caregivers are reported to be **not** always open to new information and learning

⁵ County-level cost of toddler care provided by local CCR&R. Oregon minimum wage as of January 1998. Average annual tuition for a full-time undergraduate student of Oregon State University, Portland State University, and University of Oregon during the 1998-1999 academic year.

⁶ Percent of household income spent on child care and affordability measure from analysis of Oregon Population Survey, 1998.

⁷ Head Start data provided by Head Start Collaboration Project, Oregon Department of Education. Subsidy data provided by Adult and Family Services.

⁸ Parent report of quality of their child care from analysis of Oregon Population Survey, 1998.

This research effort is supported in part by the Child Care Bureau in the Administration for Children, Youth and Families, Administration for Children and Families, U.S. Department of Health and Human Services. The Child Care Division of the Oregon Employment Department provided support to the Oregon Progress Board for the 1998 Oregon Population Survey.



For additional copies of this report, contact

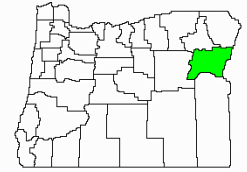
Family Resources and Education, Linn-Benton Community College, 6500 Pacific Boulevard SW, Albany, Oregon 97321.

telephone: (541) 917-4903; facsimile: (541) 967-0559; email: weberb@gw.lbcc.cc.or.us

Or download a copy from: <http://www.lbcc.cc.or.us/familyresources/researchpartner>

Child Care and Education in Baker County

Situated in northeastern Oregon, Baker County has several rural communities separated by mountains. Child care rates are lower, but children live in families with less income. Most of the paid child care is part time. Baker County has few centers and uses predominantly family child care or regulation-exempt care. The following county profile highlights the statistics of child care in Baker County in 1998.



A Parent's Story as told to their Child Care Resource and Referral

"When my first child was born, my family helped care for him. I was a young single parent and lived with my parents. Now his grandparents help care for him. Recently, I had a second child. As a single parent, I am getting financial assistance from Adult and Family Services. Part of my plan is to take classes to work on my education, and I needed to find child care for my infant while I am in class. First, I checked with my family and friends. None of them could do care because they all worked ... Looking for child care was a scary process since I've never had to look for child care before. It was hard to know what might happen in care, since my child can't talk yet ... He is currently with a wonderful registered family child care provider that welcomes him with open arms and a cheery disposition ... I love to watch him grow with the great care she is giving him."

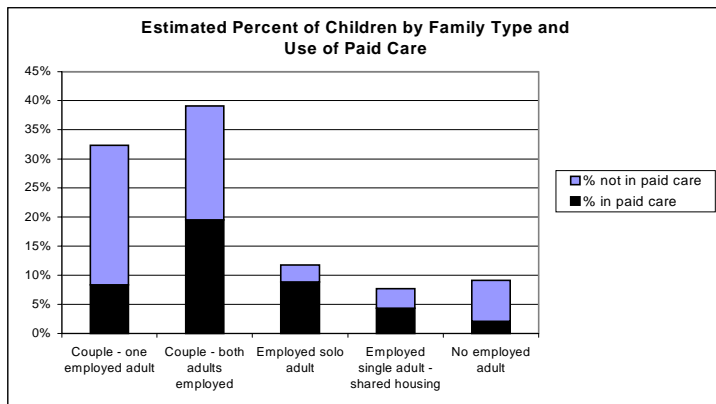
How Many Children Under 13 Live in Baker County? ¹

In 1998, there were 2,911 children age 0-12 years:

- 961 children age 0-4 years
- 1,193 children age 5-9 years
- 757 children age 10-12 years

How Many Children Under 13 are in Paid Child Care? ²

Use of child care depends on age of children, marital status of parents, and employment status of parents.



- 39% of children are in some form of paid care
- Families use an average of 25 hours of paid care per week
- 59% of children live in households where parents are employed
- 41% of children live in households where a parent is not in the paid workforce

Child Care and Education in Oregon and Its Counties is based on the findings from *Data for Community Planning: 1998 Oregon Population Estimates & Survey Findings*. Complete document can be downloaded from <http://www.lbcc.cc.or.us/familyresources/researchpartner>.

Prepared by Bobbie Weber and Kumiko Okuyama of the Oregon Child Care Research Partnership, Linn-Benton Community College with assistance from Beth Kapsch, graduate student in Human Development and Family Sciences, Oregon State University.

¹County data generated by the Center for Population Research and Census at Portland State University, and Office of Economic Analysis, Oregon Department of Administrative Services.

²Percentages of children by family type and use of paid care from analysis of Oregon Progress Board's Oregon Population Survey, 1998. Sample size not adequate to calculate use of paid care family type at regional level at regional level. Graph combines regional family type estimates and statewide estimates of use of paid care by family type. Estimate for use of paid care is regional estimate.

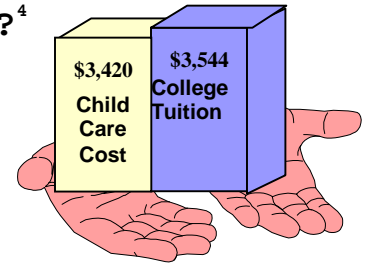
How Much Child Care Do We Have?³

The following community resources exist for Baker County families.

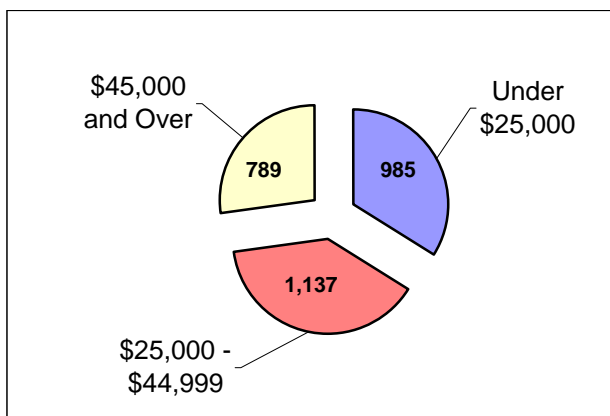
- ❑ 57 slots in child care and education centers
- ❑ 222 slots in family child care
- ❑ Oregon's goal is to have 25 *visible* slots for every 100 children. Baker County has 10 per 100 children.

How Much Does Child Care Cost? Is It Affordable?⁴

- ❑ Average annual cost of toddler care in child care centers \$3,420
- ❑ Average annual college tuition \$3,544
- ❑ Earnings of a minimum wage worker \$12,000
- ❑ Care of a toddler as a percent of minimum wage 29%



Number of Children by Family Income Groupings⁵



Number of Children Whose Families are Getting Help in Paying for Child Care⁶

- 49 children age 3-4 years enrolled in Head Start (48% of eligible)
- 163 children age 0-12 years receiving state assistance with part or all of their child care costs

For Information About Child Care in Baker County, Contact:

Child Care Resource & Referral
 4000 23rd Street
 Baker City, Oregon 97814
 (541) 523-7838; Fax: (541) 523-9128

³County data provided by local Child Care Resource and Referral Network (CCR&R) using Child Care Division regulatory and local data. Visible slots refer to care in child care centers and family care homes identified by the local CCR&R.

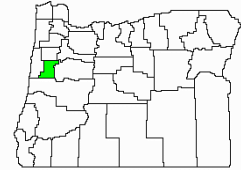
⁴County-level cost of toddler care provided by local CCR&R. Oregon minimum wage as of January 1998. Average annual tuition for a full-time undergraduate student of Oregon State University, Portland State University, and University of Oregon during the 1998-1999 academic year.

⁵Regional estimate from the Oregon Population Survey, 1998.

⁶Head Start data provided by Head Start Collaboration Project, Oregon Department of Education. Subsidy data provided by Adult and Family Services.

Child Care and Education in Benton County

The majority of Benton County families live in Corvallis and Philomath where the economy is built upon education, engineering and technology. The economies of other Benton County communities are based on natural resources. The supply of child care is predominantly in Corvallis with very limited options for families in the remainder of the county. In Corvallis, Philomath and Kings Valley community organizations collaborate to deliver enriched after-school care. Affordability is a major county issue as child care rates are among the highest in the state. There is a significant shortage of care for infants and toddlers, especially for families needing part-time care.



A Parent's Story as told to their Child Care Resource and Referral
“My husband and I have arranged our work schedules so our infant will be with one us most of the time. Unfortunately, there is an hour overlap between our schedules. We need child care daily to fill the time between when I go to work and my husband gets off. I can't find someone who will take my baby for such a short time”

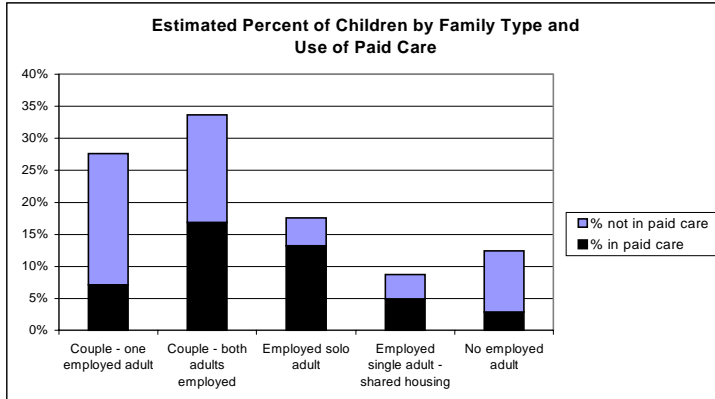
How Many Children Under 13 Live in Benton County?¹

In 1998, there were 11,825 children age 0-12 years:

- 4,356 children age 0-4 years
- 4,626 children age 5-9 years
- 2,843 children age 10-12 years

How Many Children Under 13 are in Paid Child Care?²

Use of child care depends on age of children, marital status of parents, and employment status of parents.



- 38% of children are in some form of paid care
- Families use an average of 25 hours of paid care per week
- 61% of children live in households where parents are employed
- 41% of children live in households where a parent is not in the paid workforce

Child Care and Education in Oregon and Its Counties is based on the findings from *Data for Community Planning: 1998 Oregon Population Estimates & Survey Findings*. Complete document can be downloaded from <http://www.lbcc.cc.or.us/familyresources/researchpartner>.

Prepared by Bobbie Weber and Kumiko Okuyama of the Oregon Child Care Research Partnership, Linn-Benton Community College with assistance from Beth Kapsch, graduate student in Human Development and Family Sciences, Oregon State University.

¹ County data generated by the Center for Population Research and Census at Portland State University, and Office of Economic Analysis, Oregon Department of Administrative Services.

² Percentages of children by family type and use of paid care from analysis of Oregon Progress Board's Oregon Population Survey, 1998. Sample size not adequate to calculate use of paid care family type at regional level at regional level. Graph combines regional family type estimates and statewide estimates of use of paid care by family type by family type. Estimate for use of paid care is regional estimate.

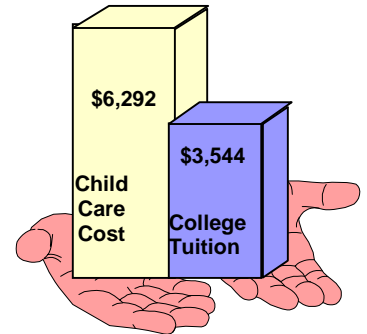
How Much Child Care Do We Have?¹

The following community resources exist for Benton County families.

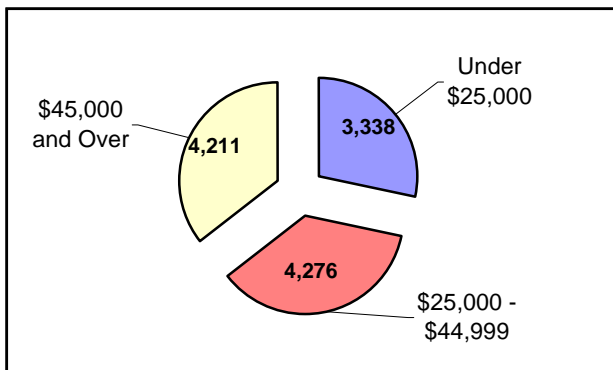
- ❑ 2,034 slots in child care and education centers
- ❑ 877 slots in family child care
- ❑ Oregon's goal is to have 25 *visible* slots for every 100 children. Benton County has 25 per 100 children.

How Much Does Child Care Cost? Is It Affordable?²

- ❑ Average annual cost of toddler care in child care centers \$6,292
- ❑ Average annual college tuition \$3,544
- ❑ Earnings of a minimum wage worker \$12,000
- ❑ Care of a toddler as a % of minimum wage 52%



Number of Children by Family Income Groupings³



Number of Children Whose Families are Getting Help in Paying for Child Care⁴

- 113 children age 3-4 years enrolled in Head Start (37 % of eligible)
- 332 children age 0-12 years receiving state assistance with part or all of their child care costs

For Information About Child Care in Benton County, Contact:

Family Connections
Linn-Benton Community College
6500 SW Pacific Blvd.
Albany, Oregon 97321
(541) 917-4899, 1-800-845-1363
Fax: (541) 967-0559
Web: <http://www.lbcc.cc.or.us/familyresources/familyconnections>

¹ County data provided by local Child Care Resource and Referral Network (CCR&R) using Child Care Division regulatory and local data. Visible slots refer to care in child care centers and family care homes identified by the local CCR&R.

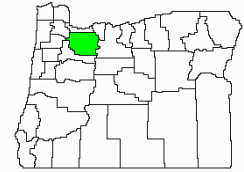
² County-level cost of toddler care provided by local CCR&R. Oregon minimum wage as of January 1998. Average annual tuition for a full-time undergraduate student of Oregon State University, Portland State University, and University of Oregon during the 1998-1999 academic year.

³ Regional estimate from the Oregon Population Survey, 1998.

⁴ Head Start data provided by Head Start Collaboration Project, Oregon Department of Education. Subsidy data provided by Adult and Family Services.

Child Care and Education in Clackamas County

In Clackamas County, although the numbers of child care slots per 100 are close to the benchmark number, there is a need to ensure that the identified child care providers are able to provide quality services. Therefore, emphasis needs to be placed on developing greater training and technical assistance and support for providers. Also, the number of child care slots per 100 are not distributed evenly throughout the county. In some parts of the county there are a larger number of slots per child, whereas in other parts of the county child care opportunities are scarce. In part, this can be attributed to the urban/rural nature of the county which impacts the availability of resources.



A Parent's Story as told to their Child Care Resource and Referral
"My husband and I have a three month-old child. I must commute to Milwaukie to work each day and we looked for a part time provider near where I work. Finding a provider who accepted an infant on a part time basis was difficult, so with the help from the CCR&R, we expanded our search to include the areas alongside my commute and found a good provider."

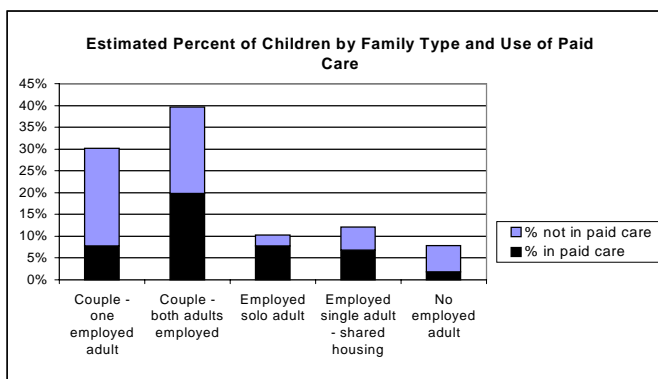
How Many Children Under 13 Live in Clackamas County?¹

In 1998, there were 57,798 children age 0-12 years:

- 20,911 children age 0-4 years
- 22,316 children age 5 - 9 years
- 14,571 children age 10-12 years

Percentage of Children Under 13 in Paid Care²

Use of child care depends on age of children, marital status of parents, and employment status of parents.



- 31% of children are in some form of paid care
- Families use an average of 25 hours of paid care per week
- 62% of children live in households where parents are employed
- 38% of children live in households where a parent is not in the paid workforce

Child Care and Education in Oregon and Its Counties is based on the findings from *Data for Community Planning: 1998 Oregon Population Estimates & Survey Findings*. Complete document can be downloaded from <http://www.lbcc.cc.or.us/familyresources/researchpartner>.

Prepared by Bobbie Weber and Kumiko Okuyama of the Oregon Child Care Research Partnership, Linn-Benton Community College with assistance from Beth Kapsch, graduate student in Human Development and Family Sciences, Oregon State University.

¹ County data generated by the Center for Population Research and Census at Portland State University, and Office of Economic Analysis, Oregon Department of Administrative Services.

² Percentages of children by family type and use of paid care from analysis of Oregon Progress Board's Oregon Population Survey, 1998. Sample size not adequate to calculate use of paid care family type at regional level. Graph combines regional family type estimates and statewide estimates of use of paid care by family type. Estimate for use of paid care is regional estimate.


How Much Child Care Do We Have?¹

The following community resources exist for Clackamas County families.

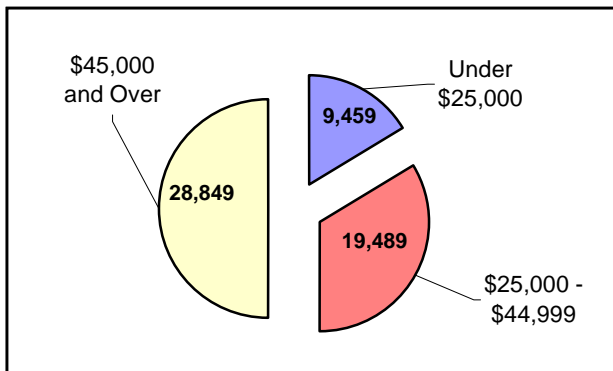
- ❑ 5,912 slots in child care and education centers
- ❑ 4,738 slots in family child care
- ❑ Oregon's goal is to have 25 *visible* slots for every 100 children. Clackamas County has 18 per 100 children.

How Much Does Child Care Cost? Is It Affordable?²

- ❑ Average annual cost of toddler care in child care centers \$6,790
- ❑ Average annual college tuition \$3,544
- ❑ Earnings of a minimum wage worker \$12,000
- ❑ Care of a toddler as a % of minimum wage 57%



Number of Children by Family Income Groupings³



Number of Children Whose Families are Getting Help in Paying for Child Care⁴

- 405 children age 3-4 years enrolled in Head Start (44 % of eligible)
- 1,352 children age 0-12 years receiving state assistance with part or all of their child care costs

For Information About Child Care in Clackamas County, Contact:

Metro Child Care Resource and Referral
 1509 SE 122nd Ave.
 Portland, Oregon 97233
 (503) 253-5000, 1-800-695-6988
 Fax: (503) 253-0406 TDD: (503) 252-1332

¹ County data provided by local Child Care Resource and Referral Network (CCR&R) using Child Care Division regulatory and local data. Visible slots refer to care in child care centers and family care homes identified by the local CCR&R.

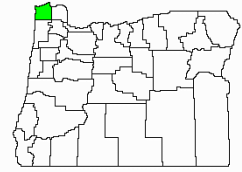
² County-level cost of toddler care provided by local CCR&R. Oregon minimum wage as of January 1998. Average annual tuition for a full-time undergraduate student of Oregon State University, Portland State University, and University of Oregon during the 1998-1999 academic year.

³ Regional estimate from the Oregon Population Survey, 1998.

⁴ Head Start data provided by Head Start Collaboration Project, Oregon Department of Education. Subsidy data provided by Adult and Family Services.

Child Care and Education in Clatsop County

Clatsop County is located in northwest Oregon. The primary employment is minimum-wage service related resulting in many low income families. In 1999 79% of the children referred by Caring Options, the Child Care Resource and Referral, were from low income families. The population of the county is approximately 35,000 with 36% of the children under thirteen in child care. Caring Options offers referral services to families looking for child care. The program also provides recruitment, training and educational support for family child care providers.



The typical family looking for child care in Clatsop County has two children ages one and five. The parent's jobs require they work a rotating schedule of evenings and weekends. Because much of the work is seasonal, it is very important to family income to work as many hours as possible during the busy summer months. The strain on the child care system is evident when there are no slots for infants/toddlers available. Increasingly, providers are advised to offer evening and weekend hours and to serve families with infants.

A Parent's Story as told to their Child Care Resource and Referral
"I'm a middle income father with two children age four and seven years. I'm flexible about the location of care. However, I need care from 2:30 a.m. to 11 a.m."

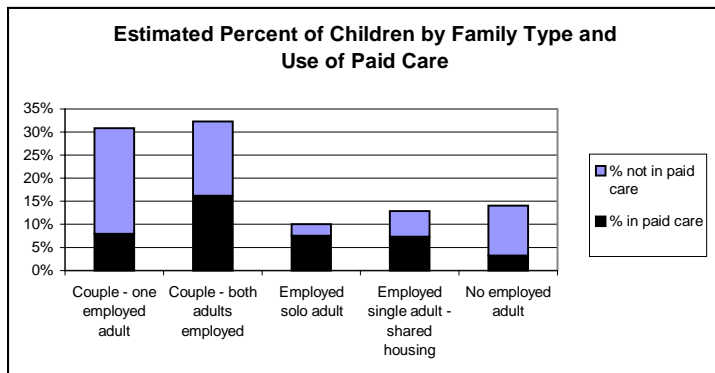
How Many Children Under 13 Live in Clatsop County?¹

In 1998, there were 6,048 children age 0-12 years:

- 2,186 children age 0-4 years
- 2,365 children age 5-9 years
- 1,497 children age 10-12 years

How Many Children Under 13 are in Paid Child Care?²

Use of child care depends on age of children, marital status of parents, and employment status of parents.



- 36% of children are in some form of paid care
- Families use an average of 20 hours of paid care per week
- 55% of children live in households where parents are employed
- 45% of children live in households where a parent is not in the paid workforce

Child Care and Education in Oregon and Its Counties is based on the findings from *Data for Community Planning: 1998 Oregon Population Estimates & Survey Findings*. Complete document can be downloaded from <http://www.lbcc.cc.or.us/familyresources/researchpartner>.

Prepared by Bobbie Weber and Kumiko Okuyama of the Oregon Child Care Research Partnership, Linn-Benton Community College with assistance from Beth Kapsch, graduate student in Human Development and Family Sciences, Oregon State University.

¹ County data generated by the Center for Population Research and Census at Portland State University, and Office of Economic Analysis, Oregon Department of Administrative Services.

² Percentages of children by family type and use of paid care from analysis of Oregon Progress Board's Oregon Population Survey, 1998. Sample size not adequate to calculate use of paid care family type at regional level. Graph combines regional family type estimates and statewide estimates of use of paid care by family type. Estimate for use of paid care is regional estimate.

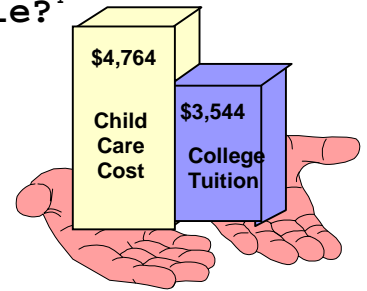
How Much Child Care Do We Have?³

The following community resources exist for Clatsop County families.

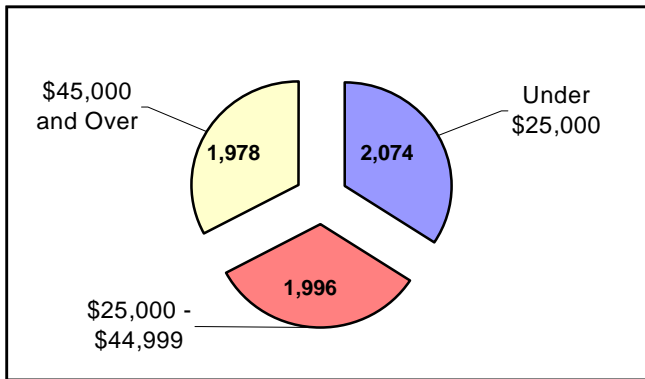
- 744 slots in child care and education centers
- 582 slots in family child care
- Oregon's goal is to have 25 *visible* slots for every 100 children. Clatsop County has 22 per 100 children.

How Much Does Child Care Cost? Is It Affordable?⁴

- Average annual cost of toddler care in child care centers \$4,764
- Average annual college tuition \$ 3,544
- Earnings of a minimum wage worker \$12,000
- Care of a toddler as a % of minimum wage 40%



Number of Children by Family Income Groupings⁵



Number of Children Whose Families are Getting Help in Paying for Child Care⁶

- 92 children age 3-4 years enrolled in Head Start (41 % of eligible)
- 313 children age 0-12 years receiving state assistance with part or all of their child care costs

For Information About Child Care in Clatsop County, Contact:

Caring Options
 #10 Sixth Street Suite 110
 Astoria Oregon 97103
 (503) 325-1053; Fax: (503) 325-3598

³ County data provided by local Child Care Resource and Referral Network (CCR&R) using Child Care Division regulatory and local data. Visible slots refer to care in child care centers and family care homes identified by the local CCR&R.

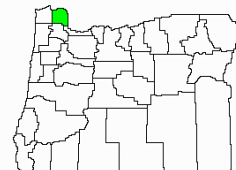
⁴ County-level cost of toddler care provided by local CCR&R. Oregon minimum wage as of January 1998. Average annual tuition for a full-time undergraduate student of Oregon State University, Portland State University, and University of Oregon during the 1998-1999 academic year.

⁵ Regional estimate from the Oregon Population Survey, 1998.

⁶ Head Start data provided by Head Start Collaboration Project, Oregon Department of Education. Subsidy data provided by Adult and Family Services.

Child Care and Education in Columbia County

Columbia County is 676 square miles with a population of approximately 40,000. It is located in the northwest corner of Oregon, bordered on the west by Clatsop County and on the south by Washington and Multnomah counties. It has the longest area bordering the Columbia River. Columbia is one of a growing number of rural counties with no hospital and no community college, making educational opportunities and health care difficult to obtain. Historically the major industries in the area have been agriculture and wood products, bringing with them extended work hours and rotating shifts. Recently, the south county has experienced a huge growth of residents who live in Columbia County and work in the Metro area. These families are expecting the services they were accustomed to in more urban areas.



A Parent's Story as told to their Child Care Resource and Referral
"I'm a mother of two. I have a five week old little girl and a twenty-one month old little boy. I get an employment related day care subsidy to help me with the cost of child care. My challenge is that I work from 5:30 p.m. to 2 a.m. rotating four days on and two days off."

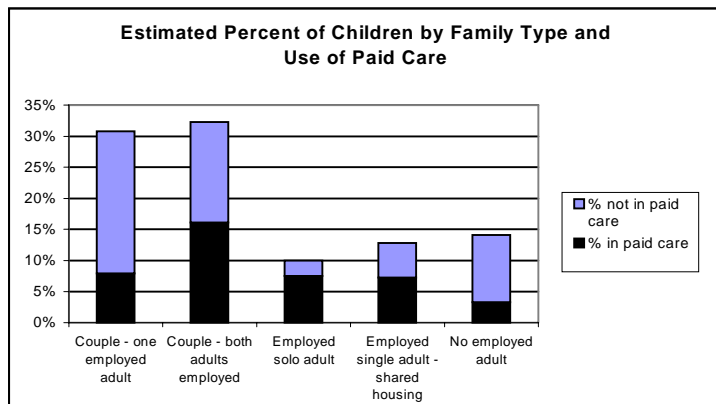
How Many Children Under 13 Live in Columbia County?¹

In 1998, there were 8,740 children age 0-12 years:

- 2,890 children age 0-4 years
- 3,420 children age 5-9 years
- 2,430 children age 10-12 years

How Many Children Under 13 are in Paid Child Care?²

Use of child care depends on age of children, marital status of parents, and employment status of parents.



- 36% of children are in some form of paid care
- Families use an average of 20 hours of paid care per week
- 55% of children live in households where parents are employed
- 45% of children live in households where a parent is not in the paid workforce

Child Care and Education in Oregon and Its Counties is based on the findings from *Data for Community Planning: 1998 Oregon Population Estimates & Survey Findings*. Complete document can be downloaded from <http://www.lbcc.cc.or.us/familyresources/researchpartner>.

Prepared by Bobbie Weber and Kumiko Okuyama of the Oregon Child Care Research Partnership, Linn-Benton Community College with assistance from Beth Kapsch, graduate student in Human Development and Family Sciences, Oregon State University.

¹ County data generated by the Center for Population Research and Census at Portland State University, and Office of Economic Analysis, Oregon Department of Administrative Services.

² Percentages of children by family type and use of paid care from analysis of Oregon Progress Board's Oregon Population Survey, 1998. Sample size not adequate to calculate use of paid care family type at regional level. Graph combines regional family type estimates and statewide estimates of use of paid care by family type. Estimate for use of paid care is regional estimate.

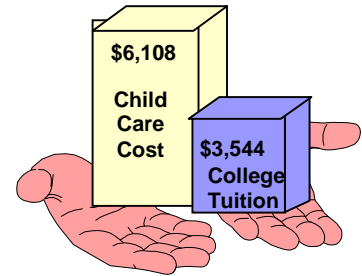
How Much Child Care Do We Have?³

The following community resources exist for Columbia County families.

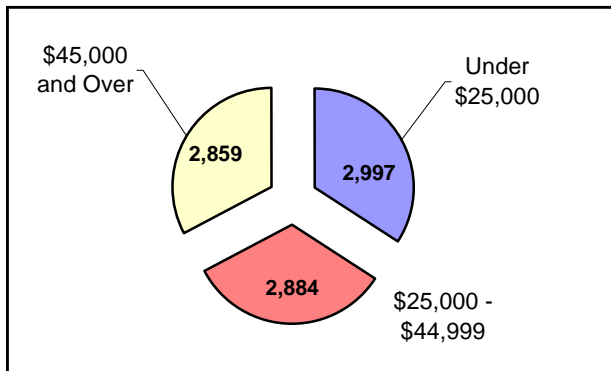
- ❑ 600 slots in child care and education centers
- ❑ 1,048 slots in family child care
- ❑ Oregon's goal is to have 25 *visible* slots for every 100 children. Columbia County has 19 per 100 children.

How Much Does Child Care Cost? Is It Affordable?⁴

- ❑ Average annual cost of toddler care in child care centers \$6,108
- ❑ Average annual college tuition \$3,544
- ❑ Earnings of a minimum wage worker \$12,000
- ❑ Care of a toddler as a % of minimum wage 75%



Number of Children by Family Income Groupings⁵



Number of Children Whose Families are Getting Help in Paying for Child Care⁶

- 93 children age 3-4 years enrolled in Head Start (42 % of eligible)
- 176 children age 0-12 years receiving state assistance with part or all of their child care costs

For Information About Child Care in Columbia County,

Contact:

Caring Options
 310 Columbia Blvd.
 St. Helens, Oregon 97051
 503-325-1053 or toll-free 1-866-504-2273
 E-mail: ccrrofc@col@columbia-center.org

³ County data provided by local Child Care Resource and Referral Network (CCR&R) using Child Care Division regulatory and local data. Visible slots refer to care in child care centers and family care homes identified by the local CCR&R.

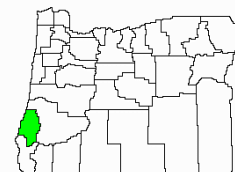
⁴ County-level cost of toddler care provided by local CCR&R. Oregon minimum wage as of January 1998. Average annual tuition for a full-time undergraduate student of Oregon State University, Portland State University, and University of Oregon during the 1998-1999 academic year.

⁵ Regional estimate from the Oregon Population Survey, 1998.

⁶ Head Start data provided by Head Start Collaboration Project, Oregon Department of Education. Subsidy data provided by Adult and Family Services.

Child Care and Education in Coos County

Coos County is located in southwestern Oregon with a population of over 60,000. Principal industries in Coos County are lumber, fishing, agriculture, shipping, and recreation.



A Parent's Story as told to their Child Care Resource and Referral

"I'm a single father with one child. I just found out that the after school program my son attends is closing for two weeks. I can't miss work so I need care immediately."

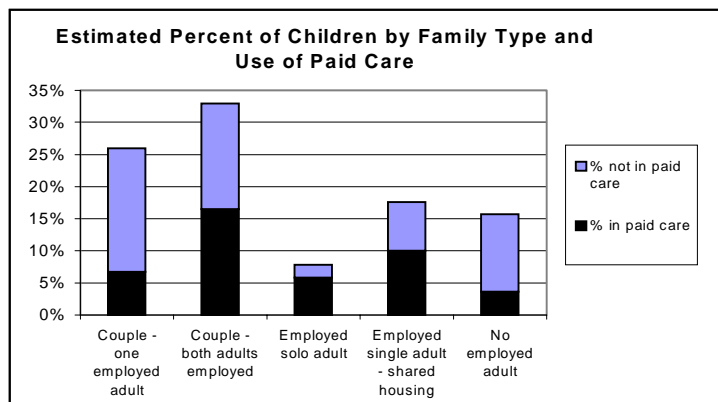
How Many Children Under 13 Live in Coos County?¹

In 1998, there were 10,088 children age 0-12 years:

- 3,573 children age 0-4 years
- 3,973 children age 5-9 years
- 2,542 children age 10-12 years

How Many Children Under 13 are in Paid Child Care?²

Use of child care depends on age of children, marital status of parents, and employment status of parents.



- 25% of children are in some form of paid care
- Families use an average of 26 hours of paid care per week
- 59% of children live in households where parents are employed
- 41% of children live in households where a parent is not in the paid workforce

Child Care and Education in Oregon and Its Counties is based on the findings from *Data for Community Planning: 1998 Oregon Population Estimates & Survey Findings*. Complete document can be downloaded from <http://www.lbcc.cc.or.us/familyresources/researchpartner>.

Prepared by Bobbie Weber and Kumiko Okuyama of the Oregon Child Care Research Partnership, Linn-Benton Community College with assistance from Beth Kapsch, graduate student in Human Development and Family Sciences, Oregon State University.

¹ County data generated by the Center for Population Research and Census at Portland State University, and Office of Economic Analysis, Oregon Department of Administrative Services.

² Percentages of children by family type and use of paid care from analysis of Oregon Progress Board's Oregon Population Survey, 1998. Sample size not adequate to calculate use of paid care family type at regional level. Graph combines regional family type estimates and statewide estimates of use of paid care by family type. Estimate for use of paid care is regional estimate.

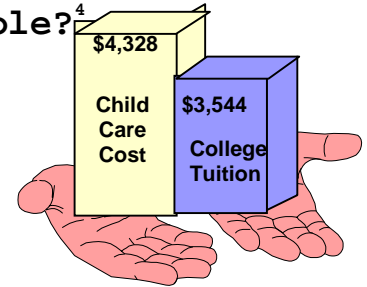
How Much Child Care Do We Have?³

The following community resources exist for Coos County families.

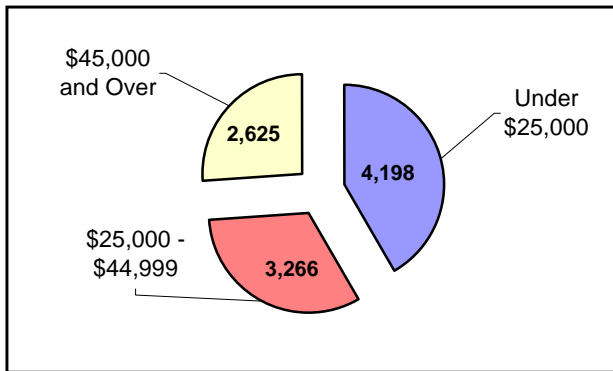
- ❑ 842 slots in child care and education centers
- ❑ 929 slots in family child care
- ❑ Oregon's goal is to have 25 *visible* slots for every 100 children. Coos County has 18 per 100 children.

How Much Does Child Care Cost? Is It Affordable?⁴

- ❑ Average annual cost of toddler care in child care centers \$4,328
- ❑ Average annual college tuition \$ 3,544
- ❑ Earnings of a minimum wage worker \$12,000
- ❑ Care of a toddler as a % of minimum wage 36%



Number of Children by Family Income Groupings⁵



Number of Children Whose Families are Getting Help in Paying for Child Care⁶

- 237 children age 3-4 years enrolled in Head Start (47 % of eligible)
- 573 children age 0-12 years receiving state assistance with part or all of their child care costs

For Information About Child Care in Coos County, Contact:

Coos & Curry Child Care Resource & Referral
 Southwestern Oregon Community College
 1988 Newmark
 Coos Bay, Oregon 97420
 (541) 888-7633
 Fax: (541) 888-7239

³ County data provided by local Child Care Resource and Referral Network (CCR&R) using Child Care Division regulatory and local data. Visible slots refer to care in child care centers and family care homes identified by the local CCR&R.

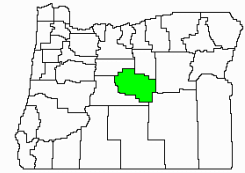
⁴ County-level cost of toddler care provided by local CCR&R. Oregon minimum wage as of January 1998. Average annual tuition for a full-time undergraduate student of Oregon State University, Portland State University, and University of Oregon during the 1998-1999 academic year.

⁵ Regional estimate from the Oregon Population Survey, 1998.

⁶ Head Start data provided by Head Start Collaboration Project, Oregon Department of Education. Subsidy data provided by Adult and Family Services.

Child Care and Education in Crook County

Situated in east central Oregon, Crook County is predominantly rural. While child care is more affordable than in other areas of the state, 38% of children in this county are under age 5 years and 29% of families have a household income under \$25,000 a year. Production work, wood mills and Les Schwab tire manufacturing are the largest employers in the county. Approximately 40% of all children under age 13 years are in paid child care. The following county profile highlights the status of child care and education in Crook County.



A Parent's Story as told to their Child Care Resource and Referral
"I've just moved to the area from another state. I'm very frustrated with my job search and my search for child care. Coming from an urban area, I'm accustomed to finding child care centers that offer "everything". There is only one center in this area and this lack of choice causes me concern."

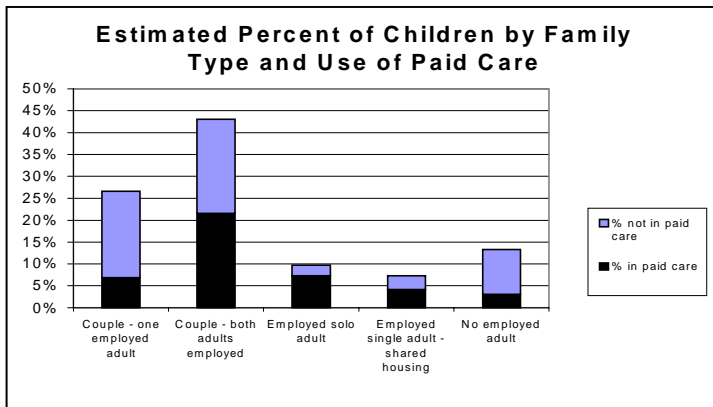
How Many Children Under 13 Live in Crook County?¹

In 1998, there were 3,081 children age 0-12 years:

- 1,165 children age 0-4 years
- 1,174 children age 5-9 years
- 742 children age 10-12 years

How Many Children Under 13 are in Paid Child Care?²

Use of child care depends on age of children, marital status of parents, and employment status of parents.



- 40% of children are in some form of paid care
- Families use an average of 26 hours of paid care per week
- 60% of children live in households where parents are employed
- 40% of children live in households where a parent is not in the paid workforce

Child Care and Education in Oregon and Its Counties is based on the findings from *Data for Community Planning: 1998 Oregon Population Estimates & Survey Findings*. Complete document can be downloaded from <http://www.lbcc.cc.or.us/familyresources/researchpartner>.

Prepared by Bobbie Weber and Kumiko Okuyama of the Oregon Child Care Research Partnership, Linn-Benton Community College with assistance from Beth Kapsch, graduate student in Human Development and Family Sciences, Oregon State University.

¹ County data generated by the Center for Population Research and Census at Portland State University, and Office of Economic Analysis, Oregon Department of Administrative Services.

² Percentages of children by family type and use of paid care from analysis of Oregon Progress Board's Oregon Population Survey, 1998. Sample size not adequate to calculate use of paid care family type at regional level. Graph combines regional family type estimates and statewide estimates of use of paid care by family type. Estimate for use of paid care is regional estimate.

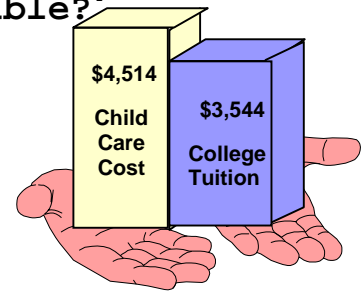
How Much Child Care Do We Have?³

The following community resources exist for Crook County families.

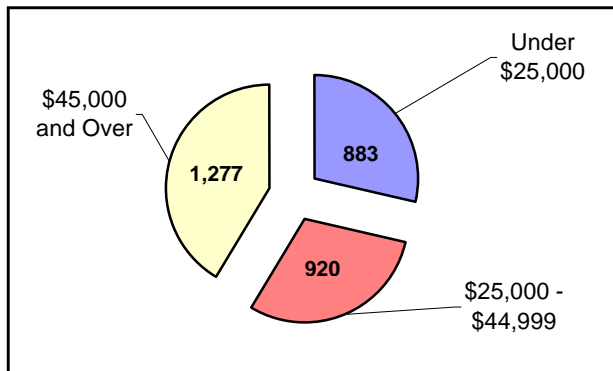
- ❑ 129 slots in child care and education centers
- ❑ 275 slots in family child care
- ❑ Oregon's goal is to have 25 *visible* slots for every 100 children. Crook County has 13 per 100 children.

How Much Does Child Care Cost? Is It Affordable?⁴

- ❑ Average annual cost of toddler care in child care centers \$4,514
- ❑ Average annual college tuition \$3,544
- ❑ Earnings of a minimum wage worker \$12,000
- ❑ Care of a toddler as a % of minimum wage 38%



Number of Children by Family Income Groupings⁵



Number of Children Whose Families are Getting Help in Paying for Child Care⁶

- 36 children age 3-4 years enrolled in Head Start (57 % of eligible)
- 158 children age 0-12 years receiving state assistance with part or all of their child care costs

For Information About Child Care in Crook County, Contact:

Child Care Resources
 2303 SW First, Suite A
 Redmond, Oregon 97756
 (541) 548-9150; 1-888-298-2672
 Fax: (541) 548-6013

³ County data provided by local Child Care Resource and Referral Network (CCR&R) using Child Care Division regulatory and local data. Visible slots refer to care in child care centers and family care homes identified by the local CCR&R.

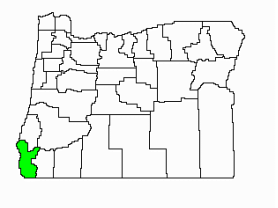
⁴ County-level cost of toddler care provided by local CCR&R. Oregon minimum wage as of January 1998. Average annual tuition for a full-time undergraduate student of Oregon State University, Portland State University, and University of Oregon during the 1998-1999 academic year.

⁵ Regional estimate from the Oregon Population Survey, 1998.

⁶ Head Start data provided by Head Start Collaboration Project, Oregon Department of Education. Subsidy data provided by Adult and Family Services.

Child Care and Education in Curry County

Curry County is located in the southwestern corner of Oregon with a population of over 22,000. Principal industries in Curry County are lumber, agriculture, commercial and sport fishing, recreation, and tourism.



A Parent's Story as told to their Child Care Resource and Referral

"I currently live in another state, but I'm relocating to Curry County. I called the Resource and Referral center for information on both child care and employment."

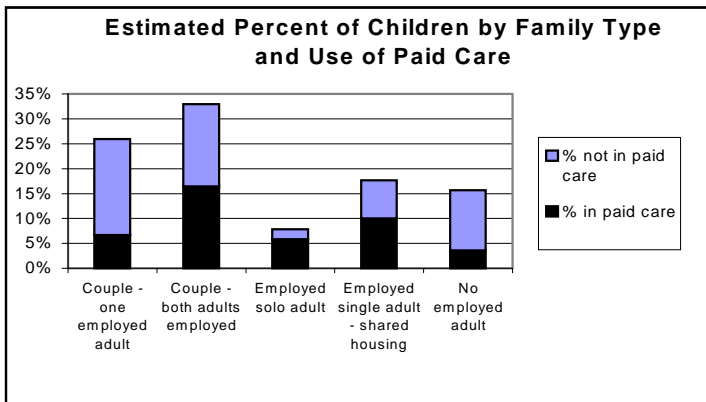
How Many Children Under 13 Live in Curry County?¹

In 1998, there were 3,276 children age 0-12 years:

- 1,050 children age 0-4 years
- 1,343 children age 5-9 years
- 883 children age 10-12 years

How Many Children Under 13 are in Paid Child Care?²

Use of child care depends on age of children, marital status of parents, and employment status of parents.



- 25% of children are in some form of paid care
- Families use an average of 26 hours of paid care per week
- 59% of children live in households where parents are employed
- 41% of children live in households where a parent is not in the paid workforce

Child Care and Education in Oregon and Its Counties is based on the findings from *Data for Community Planning: 1998 Oregon Population Estimates & Survey Findings*. Complete document can be downloaded from <http://www.lbcc.cc.or.us/familyresources/researchpartner>.

Prepared by Bobbie Weber and Kumiko Okuyama of the Oregon Child Care Research Partnership, Linn-Benton Community College with assistance from Beth Kapsch, graduate student in Human Development and Family Sciences, Oregon State University.

¹ County data generated by the Center for Population Research and Census at Portland State University, and Office of Economic Analysis, Oregon Department of Administrative Services.

² Percentages of children by family type and use of paid care from analysis of Oregon Progress Board's Oregon Population Survey, 1998. Sample size not adequate to calculate use of paid care family type at regional level. Graph combines regional family type estimates and statewide estimates of use of paid care by family type. Estimate for use of paid care is regional estimate.

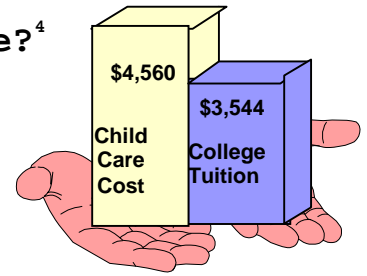
How Much Child Care Do We Have?³

The following community resources exist for Curry County families.

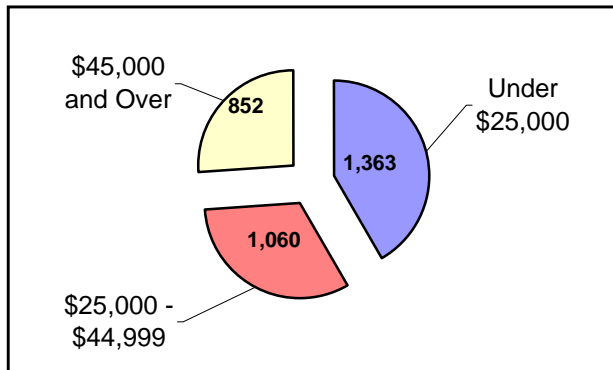
- ❑ 155 slots in child care and education centers
- ❑ 192 slots in family child care
- ❑ Oregon's goal is to have 25 *visible* slots for every 100 children. Curry County has 11 per 100 children.

How Much Does Child Care Cost? Is It Affordable?⁴

- ❑ Average annual cost of toddler care in child care centers \$4,560
- ❑ Average annual college tuition \$3,544
- ❑ Earnings of a minimum wage worker \$12,000
- ❑ Care of a toddler as a % of minimum wage 38%



Number of Children by Family Income Groupings⁵



Number of Children Whose Families are Getting Help in Paying for Child Care⁶

- 59 children age 3-4 years enrolled in Head Start (66 % of eligible)
- 156 children age 0-12 years receiving state assistance with part or all of their child care costs

For Information About Child Care in Curry County, Contact:

Coos & Curry Child Care Resource & Referral
 Southwestern Oregon Community College
 1988 Newmark
 Coos Bay, Oregon 97420
 (541) 888-7633
 Fax: (541) 888-7239

³ County data provided by local Child Care Resource and Referral Network (CCR&R) using Child Care Division regulatory and local data. Visible slots refer to care in child care centers and family care homes identified by the local CCR&R.

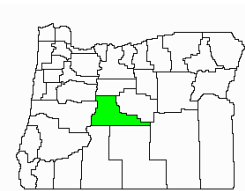
⁴ County-level cost of toddler care provided by local CCR&R. Oregon minimum wage as of January 1998. Average annual tuition for a full-time undergraduate student of Oregon State University, Portland State University, and University of Oregon during the 1998-1999 academic year.

⁵ Regional estimate from the Oregon Population Survey, 1998.

⁶ Head Start data provided by Head Start Collaboration Project, Oregon Department of Education. Subsidy data provided by Adult and Family Services.

Child Care and Education in Deschutes County

The most populated county in Central Oregon, Deschutes County is still predominantly rural. Income is earned in production, forest products and service work (hotels, restaurants, tourist services). Incomes in Deschutes County compare equitably to the rest of the state with incomes slightly higher than surrounding counties. Child care is slightly higher in cost compared to the surrounding area. Forty three percent of families are headed by a couple with both adults employed. The following county profile highlights the status of child care and education in Deschutes County.



A Parent's Story as told to their Child Care Resource and Referral
"I am a recently divorced single father of three. I work weekends and am frustrated that so few providers are available during those times. In addition, those that are available are more expensive."

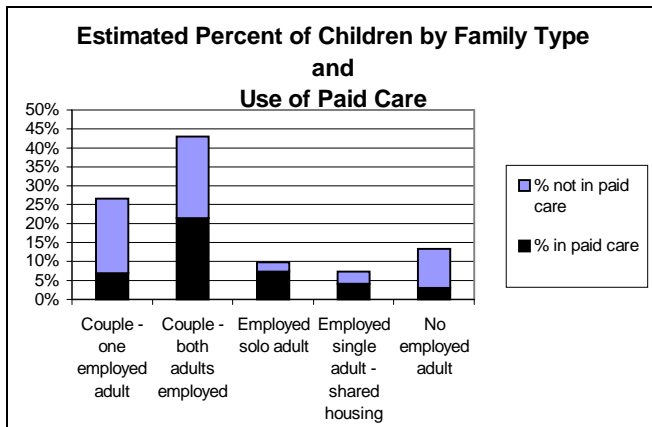
How Many Children Under 13 Live in Deschutes County?¹

In 1998, there were 18,292 children age 0-12 years:

- 6,410 children age 0-4 years
- 7,260 children age 5-9 years
- 4,622 children age 10-12 years

How Many Children Under 13 are in Paid Child Care?²

Use of child care depends on age of children, marital status of parents, and employment status of parents.



- 40% of children are in some form of paid care
- Families use an average of 26 hours of paid care per week
- 60% of children live in households where parents are employed
- 40% of children live in households where a parent is not in the paid workforce

Child Care and Education in Oregon and Its Counties is based on the findings from *Data for Community Planning: 1998 Oregon Population Estimates & Survey Findings*. Complete document can be downloaded from <http://www.lbcc.cc.or.us/familyresources/researchpartner>.

Prepared by Bobbie Weber and Kumiko Okuyama of the Oregon Child Care Research Partnership, Linn-Benton Community College with assistance from Beth Kapsch, graduate student in Human Development and Family Sciences, Oregon State University.

¹ County data generated by the Center for Population Research and Census at Portland State University, and Office of Economic Analysis, Oregon Department of Administrative Services.

² Percentages of children by family type and use of paid care from analysis of Oregon Progress Board's Oregon Population Survey, 1998. Sample size not adequate to calculate use of paid care family type at regional level. Graph combines regional family type estimates and statewide estimates of use of paid care by family type. Estimate for use of paid care is regional estimate.

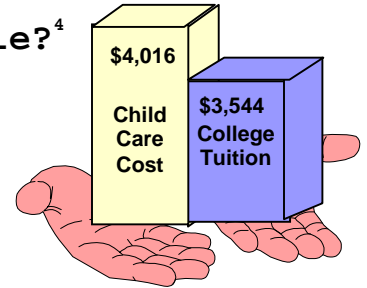
How Much Child Care Do We Have?³

The following community resources exist for Deschutes County families.

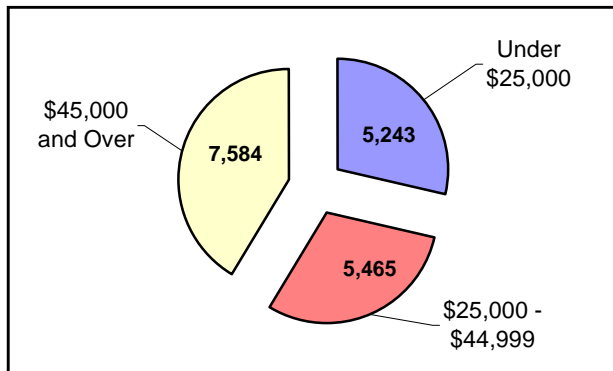
- ❑ 1,653 slots in child care and education centers
- ❑ 1,801 slots in family child care
- ❑ Oregon's goal is to have 25 *visible* slots for every 100 children. Deschutes County has 19 per 100 children.

How Much Does Child Care Cost? Is It Affordable?⁴

- ❑ Average annual cost of toddler care in child care centers \$4,016
- ❑ Average annual college tuition \$3,544
- ❑ Earnings of a minimum wage worker \$12,000
- ❑ Care of a toddler as a % of minimum wage 34%



Number of Children by Family Income Groupings⁵



Number of Children Whose Families are Getting Help in Paying for Child Care⁶

- 242 children age 3-4 years enrolled in Head Start (49 % of eligible)
- 852 children age 0-12 years receiving state assistance with part or all of their child care costs

For Information About Child Care in Deschutes County, Contact:

Child Care Resources
 2303 SW First, Suite A
 Redmond, Oregon 97756
 (541) 548-9150; 1-888-298-2672
 Fax: (541) 548-6013

³ County data provided by local Child Care Resource and Referral Network (CCR&R) using Child Care Division regulatory and local data. Visible slots refer to care in child care centers and family care homes identified by the local CCR&R.

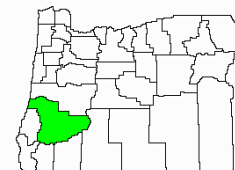
⁴ County-level cost of toddler care provided by local CCR&R. Oregon minimum wage as of January 1998. Average annual tuition for a full-time undergraduate student of Oregon State University, Portland State University, and University of Oregon during the 1998-1999 academic year.

⁵ Regional estimate from the Oregon Population Survey, 1998.

⁶ Head Start data provided by Head Start Collaboration Project, Oregon Department of Education. Subsidy data provided by Adult and Family Services.

Child Care and Education in Douglas County

Douglas County is located in southwestern Oregon with a population of approximately 110,000. Twenty five to thirty percent of Douglas County's labor force is employed in the forest products industry which includes numerous sawmills and veneer plants, as well as pulp, particle board, and numerous other wood product plants. Agriculture is an important factor in the economy.



Child care for infants and toddlers, as well as odd-hour and non-traditional care is difficult for parents to find due to 24 hour shifts.

A Parent's Story as told to their Child Care Resource and Referral
"I'm a single parent with one child. For the most part, I've been thrilled with my child care provider. Her home is a safe and loving environment and it's evident that my son enjoys his child care. However, when I got my first billing statement, I was upset to notice that I was billed for two days when my son was absent. I'd signed a contract and should have read it more carefully."

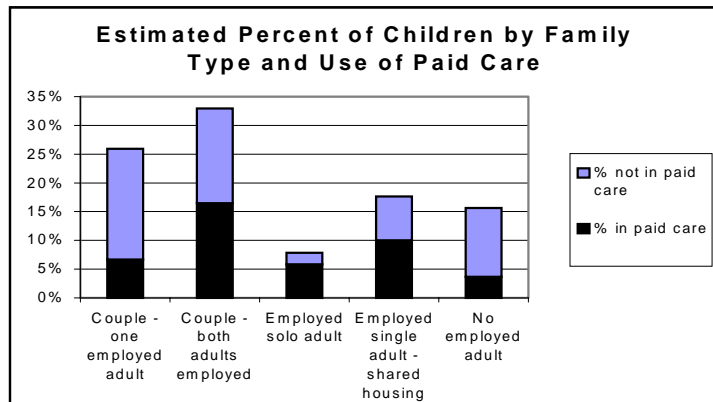
How Many Children Under 13 Live in Douglas County?¹

In 1998, there were 17,459 children age 0-12 years:

- 6,391 children age 0-4 years
- 6,654 children age 5-9 years
- 4,414 children age 10-12 years

How Many Children Under 13 are in Paid Child Care?²

Use of child care depends on age of children, marital status of parents, and employment status of parents.



- 25% of children are in some form of paid care
- Families use an average of 26 hours of paid care per week
- 59% of children live in households where parents are employed
- 41% of children live in households where a parent is not in the paid workforce

Child Care and Education in Oregon and Its Counties is based on the findings from *Data for Community Planning: 1998 Oregon Population Estimates & Survey Findings*. Complete document can be downloaded from <http://www.lbcc.cc.or.us/familyresources/researchpartner>.

Prepared by Bobbie Weber and Kumiko Okuyama of the Oregon Child Care Research Partnership, Linn-Benton Community College with assistance from Beth Kapsch, graduate student in Human Development and Family Sciences, Oregon State University.

¹ County data generated by the Center for Population Research and Census at Portland State University, and Office of Economic Analysis, Oregon Department of Administrative Services.

² Percentages of children by family type and use of paid care from analysis of Oregon Progress Board's Oregon Population Survey, 1998. Sample size not adequate to calculate use of paid care family type at regional level. Graph combines regional family type estimates and statewide estimates of use of paid care by family type. Estimate for use of paid care is regional estimate.

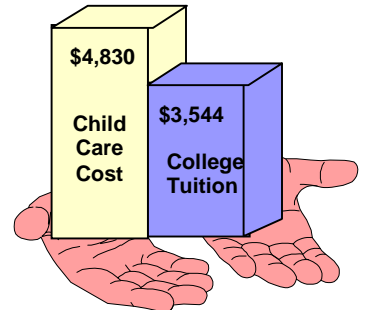
How Much Child Care Do We Have?¹

The following community resources exist for Douglas County families.

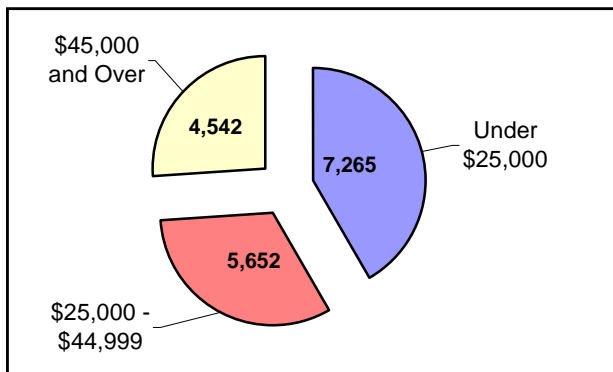
- ❑ 1,214 slots in child care and education centers
- ❑ 1,887 slots in family child care
- ❑ Oregon's goal is to have 25 *visible* slots for every 100 children. Douglas County has 18 per 100 children.

How Much Does Child Care Cost? Is It Affordable?²

- ❑ Average annual cost of toddler care in child care centers \$4,830
- ❑ Average annual college tuition \$3,544
- ❑ Earnings of a minimum wage worker \$12,000
- ❑ Care of a toddler as a % of minimum wage 40%



Number of Children by Family Income Groupings³



Number of Children Whose Families are Getting Help in Paying for Child Care⁴

- 262 children age 3-4 years enrolled in Head Start (38 % of eligible)
- 1,037 children age 0-12 years receiving state assistance with part or all of their child care costs

For Information About Child Care in Douglas County, Contact:

Douglas County CCR&R

815 SE Oak St.

Roseburg, Oregon 97470

(541) 672-7955, 1-800-443-0812

Fax: (541) 957-2302

E-mail: ccrp@rosenet.net

¹ County data provided by local Child Care Resource and Referral Network (CCR&R) using Child Care Division regulatory and local data. Visible slots refer to care in child care centers and family care homes identified by the local CCR&R.

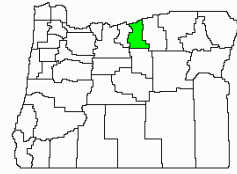
² County-level cost of toddler care provided by local CCR&R. Oregon minimum wage as of January 1998. Average annual tuition for a full-time undergraduate student of Oregon State University, Portland State University, and University of Oregon during the 1998-1999 academic year.

³ Regional estimate from the Oregon Population Survey, 1998.

⁴ Head Start data provided by Head Start Collaboration Project, Oregon Department of Education. Subsidy data provided by Adult and Family Services.

Child Care and Education in Gilliam County

Situated in north central Oregon, Gilliam County is rural. Child care availability is lower than much of the state. Child care is slightly more affordable but children live in families with less income. The following county profile highlights the status of child care and education in Gilliam County.



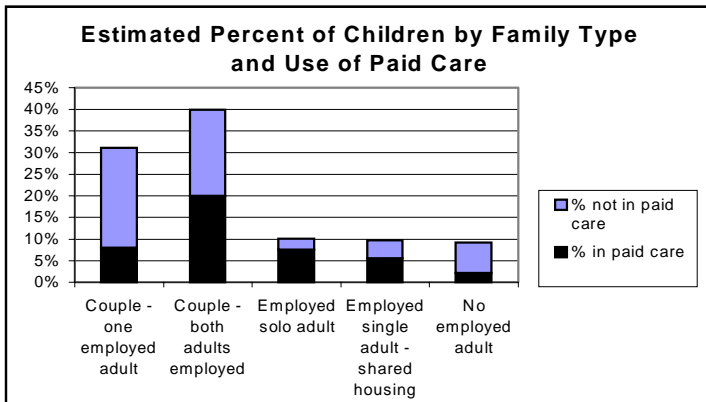
How Many Children Under 13 Live in Gilliam County?¹

In 1998, there were 383 children age 0-12 years:

- 101 children age 0-4 years
- 175 children age 5-9 years
- 107 children age 10-12 years

How Many Children Under 13 are in Paid Child Care?²

Use of child care depends on age of children, marital status of parents, and employment status of parents.



- 38% of children are in some form of paid care
- Families use an average of 29 hours of paid care per week
- 60% of children live in households where parents are employed
- 40% of children live in households where a parent is not in the paid workforce

Child Care and Education in Oregon and Its Counties is based on the findings from *Data for Community Planning: 1998 Oregon Population Estimates & Survey Findings*. Complete document can be downloaded from <http://www.lbcc.cc.or.us/familyresources/researchpartner>.

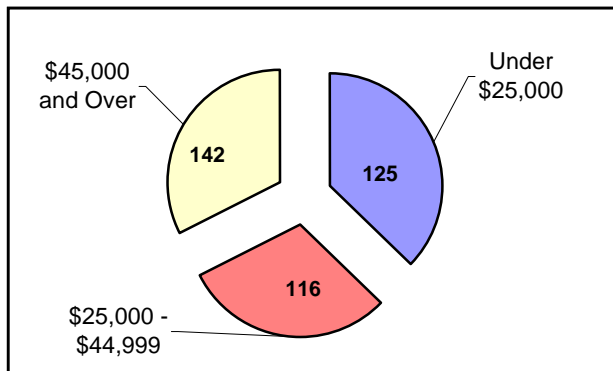
Prepared by Bobbie Weber and Kumiko Okuyama of the Oregon Child Care Research Partnership, Linn-Benton Community College with assistance from Beth Kapsch, graduate student in Human Development and Family Sciences, Oregon State University.

¹ County data generated by the Center for Population Research and Census at Portland State University, and Office of Economic Analysis, Oregon Department of Administrative Services.

² Percentages of children by family type and use of paid care from analysis of Oregon Progress Board's Oregon Population Survey, 1998. Sample size not adequate to calculate use of paid care family type at regional level. Graph combines regional family type estimates and statewide estimates of use of paid care by family type. Estimate for use of paid care is regional estimate.

How Much Does Child Care Cost? Is It Affordable?³

Number of Children by Family Income Groupings⁴



Number of Children Whose Families are Getting Help in Paying for Child Care⁵

- 11 children age 3-4 years enrolled in Head Start (all eligible children served)
- 2 children age 0-12 years receiving state assistance with part or all of their child care costs

For Information About Child Care in Gilliam County, Contact:

Kids First Resource & Referral
PO Box 191
Rufus OR 97050
(541) 739-2131; 1-888-227-8262
Fax: (541)739-2431

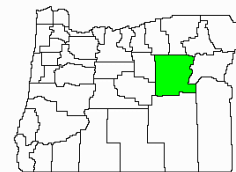
³ County-level cost of toddler care provided by local CCR&R. Oregon minimum wage as of January 1998. Average annual tuition for a full-time undergraduate student of Oregon State University, Portland State University, and University of Oregon during the 1998-1999 academic year.

⁴ Regional estimate from the Oregon Population Survey, 1998.

⁵ Head Start data provided by Head Start Collaboration Project, Oregon Department of Education. Subsidy data provided by Adult and Family Services.

Child Care and Education in Grant County

Situated in northeastern Oregon, Grant County is composed of small rural communities that are struggling economically. Child care rates are lower, but children live in families with less income. Most of the paid child care is part time. Grant County has a large percentage of children in centers or group homes. The following county profile highlights the statistics of child care in Grant County in 1998.



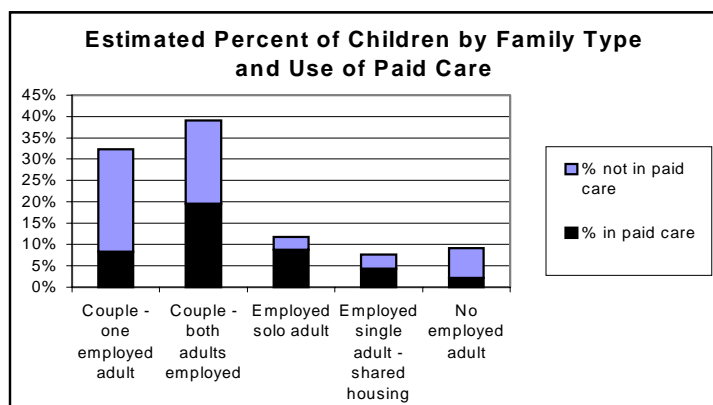
A Parent's Story as told to their Child Care Resource and Referral
"I am a mother of an 18-month-old. I had planned to stay home with my child, but finances would not cooperate. When my son was about three months old, I got a part-time job in John Day. The job required only four hours a day, three days a week. Unfortunately, I was still nursing, was new to the area and had never tried to find child care before. It seemed like an insurmountable task. I never fully understood the stresses of finding and keeping reliable child care. I had had employees and co-workers talk about their problems with child care, but until you are looking for child care for your own child, you really don't understand all the issues. I have been very fortunate in that every child care provider I have left my son with seemed to take him as part of their own family. I know there are people who believe that leaving children in the care of others is a bad thing for the child. I believe that the people who have cared for my child in my absences have enriched and enlightened his life in ways that I may not have been able to. We are all the sum of our experiences; child care can and should be a good experience for children and their families."

How Many Children Under 13 Live in Grant County?¹

In 1998, there were 1,495 children age 0-12 years:

- 486 children age 0-4 years
- 617 children age 5-9 years
- 392 children age 10-12 years

How Many Children Under 13 are in Paid Child Care?²



Use of child care depends on age of children, marital status of parents, and employment status of parents.

- 39% of children are in some form of paid care
- Families use an average of 25 hours of paid care per week
- 59% of children live in households where parents are employed
- 41% of children live in households where a parent is not in the paid workforce

Child Care and Education in Oregon and Its Counties is based on the findings from *Data for Community Planning: 1998 Oregon Population Estimates & Survey Findings*. Complete document can be downloaded from <http://www.lbcc.cc.or.us/familyresources/researchpartner>.

Prepared by Bobbie Weber and Kumiko Okuyama of the Oregon Child Care Research Partnership, Linn-Benton Community College with assistance from Beth Kapsch, graduate student in Human Development and Family Sciences, Oregon State University.

¹ County data generated by the Center for Population Research and Census at Portland State University, and Office of Economic Analysis, Oregon Department of Administrative Services.

² Percentages of children by family type and use of paid care from analysis of Oregon Progress Board's Oregon Population Survey, 1998. Sample size not adequate to calculate use of paid care family type at regional level. Graph combines regional family type estimates and statewide estimates of use of paid care by family type. Estimate for use of paid care is regional estimate.

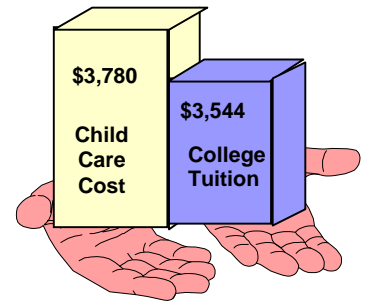
How Much Child Care Do We Have?³

The following community resources exist for Grant County families.

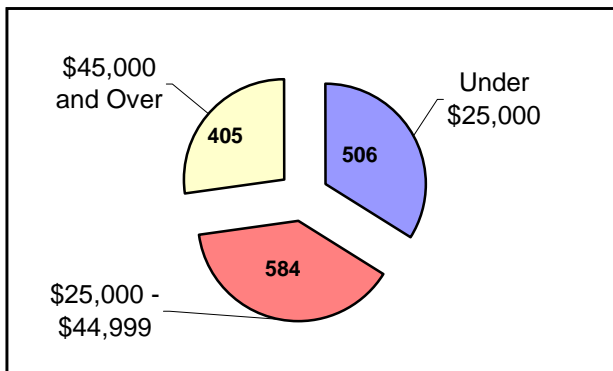
- ❑ 45 slots in child care and education centers
- ❑ 130 slots in family child care
- ❑ Oregon's goal is to have 25 *visible* slots for every 100 children. Grant County has 12 per 100 children.

How Much Does Child Care Cost? Is It Affordable?⁴

- ❑ Average annual cost of toddler care in child care centers \$3,780
- ❑ Average annual college tuition \$3,544
- ❑ Earnings of a minimum wage worker \$12,000
- ❑ Care of a toddler as a % of minimum wage 32%



Number of Children by Family Income Groupings⁵



Number of Children Whose Families are Getting Help in Paying for Child Care⁶

- 18 children age 3-4 years enrolled in Head Start (42 % of eligible)
- 61 children age 0-12 years receiving state assistance with part or all of their child care costs

For Information About Child Care in Grant County, Contact:

Child Care Resource & Referral
 PO Box 278
 118 Washington Street
 Canyon City, Oregon 97820
 (541) 575-0210
 Fax: (541) 575-2302

³ County data provided by local Child Care Resource and Referral Network (CCR&R) using Child Care Division regulatory and local data. Visible slots refer to care in child care centers and family care homes identified by the local CCR&R.

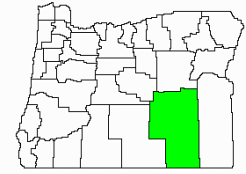
⁴ County-level cost of toddler care provided by local CCR&R. Oregon minimum wage as of January 1998. Average annual tuition for a full-time undergraduate student of Oregon State University, Portland State University, and University of Oregon during the 1998-1999 academic year.

⁵ Regional estimate from the Oregon Population Survey, 1998.

⁶ Head Start data provided by Head Start Collaboration Project, Oregon Department of Education. Subsidy data provided by Adult and Family Services.

Child Care and Education in Harney County

Harney County is a rural community in which there is an insufficient number of quality child care providers to serve the child care needs of the community. There is a significantly low amount of providers who have open child care slots, and even fewer who offer extended hour care. The following information highlights the status of child care in Harney County.



A Parent's Story as told to their Child Care Resource and Referral

"I'm a single mom currently going back to school. I qualify for the Student Block Grant Program to help with the cost of child care. However, to use my grant, I need a registered child care provider. Unfortunately, I live 40 miles away from any currently registered providers and attend school 90 miles in the opposite direction."

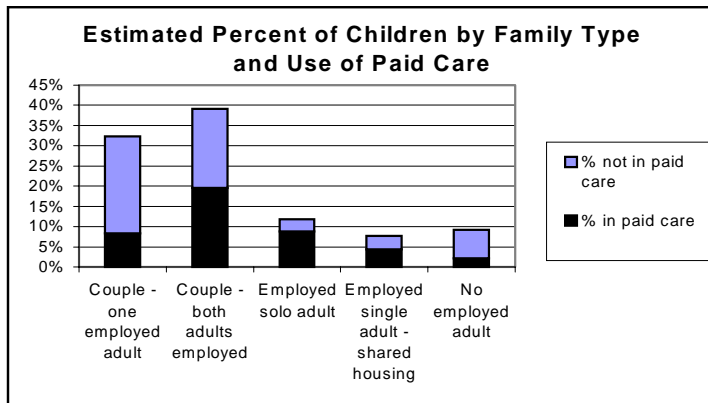
How Many Children Under 13 Live in Harney County?¹

In 1998, there were 1,429 children age 0-12 years:

- 475 children age 0-4 years
- 575 children age 5-9 years
- 379 children age 10-12 years

How Many Children Under 13 are in Paid Child Care?²

Use of child care depends on age of children, marital status of parents, and employment status of parents.



- 39% of children are in some form of paid care
- Families use an average of 25 hours of paid care per week
- 59% of children live in households where parents are employed
- 41% of children live in households where a parent is not in the paid workforce

Child Care and Education in Oregon and Its Counties is based on the findings from *Data for Community Planning: 1998 Oregon Population Estimates & Survey Findings*. Complete document can be downloaded from <http://www.lbcc.cc.or.us/familyresources/researchpartner>.

Prepared by Bobbie Weber and Kumiko Okuyama of the Oregon Child Care Research Partnership, Linn-Benton Community College with assistance from Beth Kapsch, graduate student in Human Development and Family Sciences, Oregon State University.

¹ County data generated by the Center for Population Research and Census at Portland State University, and Office of Economic Analysis, Oregon Department of Administrative Services.

² Percentages of children by family type and use of paid care from analysis of Oregon Progress Board's Oregon Population Survey, 1998. Sample size not adequate to calculate use of paid care family type at regional level. Graph combines regional family type estimates and statewide estimates of use of paid care by family type. Estimate for use of paid care is regional estimate.

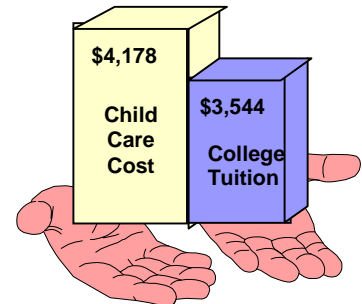
How Much Child Care Do We Have?³

The following community resources exist for Harney County families.

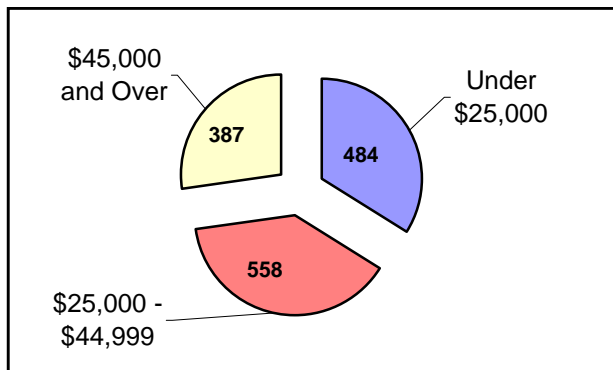
- ❑ 50 slots in child care and education centers
- ❑ 128 slots in family child care
- ❑ Oregon's goal is to have 25 *visible* slots for every 100 children. Harney County has 12 per 100 children.

How Much Does Child Care Cost? Is It Affordable?⁴

- ❑ Average annual cost of toddler care in child care centers \$4,178
- ❑ Average annual college tuition \$3,544
- ❑ Earnings of a minimum wage worker \$12,000
- ❑ Care of a toddler as a % of minimum wage 35%



Number of Children by Family Income Groupings⁵



Number of Children Whose Families are Getting Help in Paying for Child Care⁶

- 60 children age 3-4 years enrolled in Head Start (all eligible children served)
- 53 children age 0-12 years receiving state assistance with part or all of their child care costs

For Information About Child Care in Harney County, Contact:

Harney County
 113 West Jefferson
 Burns, Oregon 97720
 (541) 573-6676

³ County data provided by local Child Care Resource and Referral Network (CCR&R) using Child Care Division regulatory and local data. Visible slots refer to care in child care centers and family care homes identified by the local CCR&R.

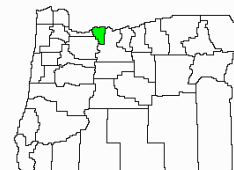
⁴ County-level cost of toddler care provided by local CCR&R. Oregon minimum wage as of January 1998. Average annual tuition for a full-time undergraduate student of Oregon State University, Portland State University, and University of Oregon during the 1998-1999 academic year.

⁵ Regional estimate from the Oregon Population Survey, 1998.

⁶ Head Start data provided by Head Start Collaboration Project, Oregon Department of Education. Subsidy data provided by Adult and Family Services.

Child Care and Education in Hood River County

Hood River County is in the heart of the Columbia River Gorge National Scenic Area. The area's fruit and timber resources, Mt. Hood, and the Columbia River offer beautiful scenery and recreational diversity. Both new residents and tourists are drawn to the area, increasing the need for child care. Thirty-three percent of the population is Hispanic. Many families use informal care with relatives and friends. The data shows 27 slots for every 100 children under 13 years. However, there is an on-going critical shortage of care for children under 24 months. There is also need for evening and weekend care for workers in both the service and fruit industries.



A Parent's Story as told to their Child Care Resource and Referral
"My twin daughters are seven months old now, and I need to return to my business part time. I've talked to all the providers in town, and there is no one with spaces for both of them. I set my own hours so I'm able to be flexible."

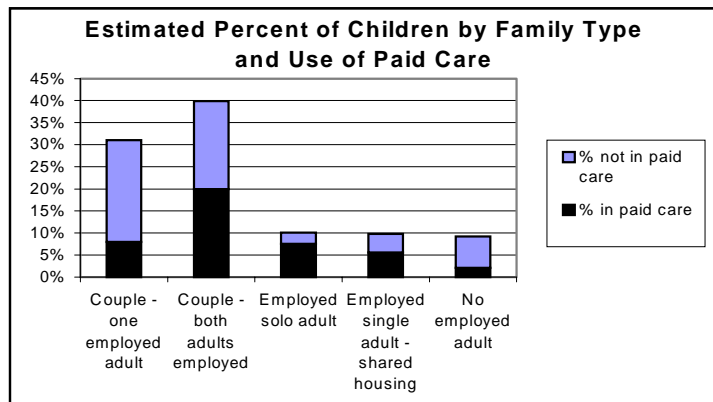
How Many Children Under 13 Live in Hood River County?¹

In 1998, there were 3,999 children age 0-12 years:

- 1,533 children age 0-4 years
- 1,526 children age 5-9 years
- 940 children age 10-12 years

How Many Children Under 13 are in Paid Child Care?²

Use of child care depends on age of children, marital status of parents, and employment status of parents.



- 38% of children are in some form of paid care
- Families use an average of 29 hours of paid care per week
- 60% of children live in households where parents are employed
- 40% of children live in households where a parent is not in the paid workforce

Child Care and Education in Oregon and Its Counties is based on the findings from *Data for Community Planning: 1998 Oregon Population Estimates & Survey Findings*. Complete document can be downloaded from <http://www.lbcc.cc.or.us/familyresources/researchpartner>.

Prepared by Bobbie Weber and Kumiko Okuyama of the Oregon Child Care Research Partnership, Linn-Benton Community College with assistance from Beth Kapsch, graduate student in Human Development and Family Sciences, Oregon State University.

¹ County data generated by the Center for Population Research and Census at Portland State University, and Office of Economic Analysis, Oregon Department of Administrative Services.

² Percentages of children by family type and use of paid care from analysis of Oregon Progress Board's Oregon Population Survey, 1998. Sample size not adequate to calculate use of paid care family type at regional level. Graph combines regional family type estimates and statewide estimates of use of paid care by family type. Estimate for use of paid care is regional estimate.


How Much Child Care Do We Have?¹

The following community resources exist for Hood River County families.

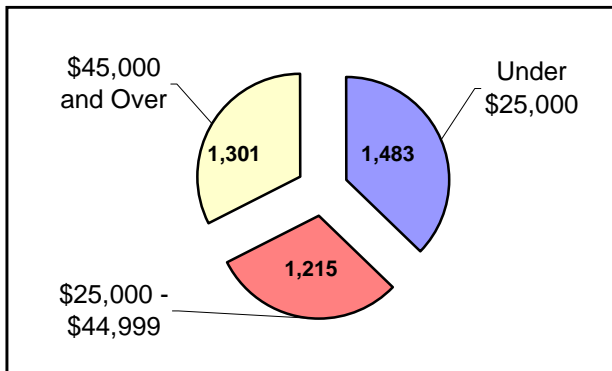
- ❑ 667 slots in child care and education centers
- ❑ 404 slots in family child care
- ❑ Oregon's goal is to have 25 *visible* slots for every 100 children. Hood River County has 27 per 100 children.

How Much Does Child Care Cost? Is It Affordable?²

- ❑ Average annual cost of toddler care in child care centers \$4,320
- ❑ Average annual college tuition \$3,544
- ❑ Earnings of a minimum wage worker \$12,000
- ❑ Care of a toddler as a % of minimum wage 36%



Number of Children by Family Income Groupings³



Number of Children Whose Families are Getting Help in Paying for Child Care⁴

- 93 children age 3-4 years enrolled in Head Start (49 % of eligible)
- 72 children age 0-12 years receiving state assistance with part or all of their child care costs

For Information About Child Care in Hood River County, Contact:

Child Care Partners
 Columbia Gorge Community College
 400 East Scenic Drive
 The Dalles, Oregon 97058
 (541) 298-3107; 1-800-755-1143 (Mon.-Thurs.); (541)386-6300 ext.17(Fri.)
 Fax: (541) 298-3104

¹ County data provided by local Child Care Resource and Referral Network (CCR&R) using Child Care Division regulatory and local data. Visible slots refer to care in child care centers and family care homes identified by the local CCR&R.

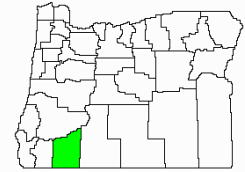
² County-level cost of toddler care provided by local CCR&R. Oregon minimum wage as of January 1998. Average annual tuition for a full-time undergraduate student of Oregon State University, Portland State University, and University of Oregon during the 1998-1999 academic year.

³ Regional estimate from the Oregon Population Survey, 1998.

⁴ Head Start data provided by Head Start Collaboration Project, Oregon Department of Education. Subsidy data provided by Adult and Family Services.

Child Care and Education in Jackson County

Jackson County relies more heavily than other comparable urban counties on family child care for its child care supply. Jackson County parents, who pay for care in the open market, struggle to locate infant/toddler care and late night/weekend care. This is especially a problem for Jackson County since the local economy is based on regional health services and retail sales.



A Parent's Story as told to their Child Care Resource and Referral

"I'm participating in the JOBS program and attend an evening alcohol and drug support group. I need care for my 2½ year-old Monday through Friday, mostly in the evening as late as 11:00 p.m. Since the bus service doesn't run after 8:30 p.m., I need a provider who will provide transportation if possible or who lives close enough that I could walk."

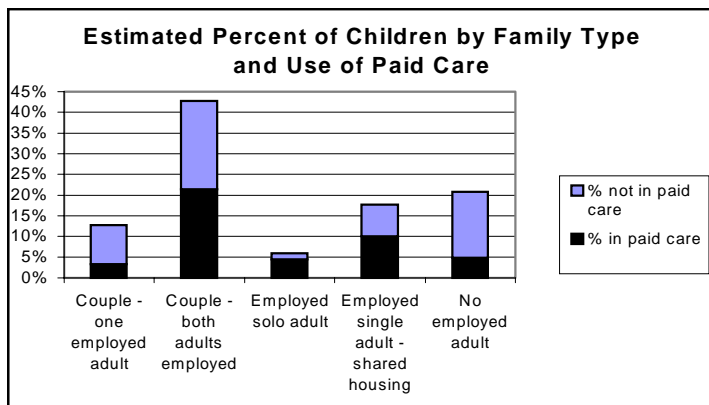
How Many Children Under 13 Live in Jackson County?¹

In 1998, there were 30,566 children age 0-12 years:

- 10,659 children age 0-4 years
- 12,161 children age 5-9 years
- 7,746 children age 10-12 years

How Many Children Under 13 are in Paid Child Care?²

Use of child care depends on age of children, marital status of parents, and employment status of parents.



- 29% of children are in some form of paid care
- Families use an average of 31 hours of paid care per week
- 67% of children live in households where parents are employed
- 33% of children live in households where a parent is not in the paid workforce

Child Care and Education in Oregon and Its Counties is based on the findings from *Data for Community Planning: 1998 Oregon Population Estimates & Survey Findings*. Complete document can be downloaded from <http://www.lbcc.cc.or.us/familyresources/researchpartner>.

Prepared by Bobbie Weber and Kumiko Okuyama of the Oregon Child Care Research Partnership, Linn-Benton Community College with assistance from Beth Kapsch, graduate student in Human Development and Family Sciences, Oregon State University.

¹ County data generated by the Center for Population Research and Census at Portland State University, and Office of Economic Analysis, Oregon Department of Administrative Services.

² Percentages of children by family type and use of paid care from analysis of Oregon Progress Board's Oregon Population Survey, 1998. Sample size not adequate to calculate use of paid care family type at regional level. Graph combines regional family type estimates and statewide estimates of use of paid care by family type. Estimate for use of paid care is regional estimate.


How Much Child Care Do We Have?³

The following community resources exist for Jackson County families.

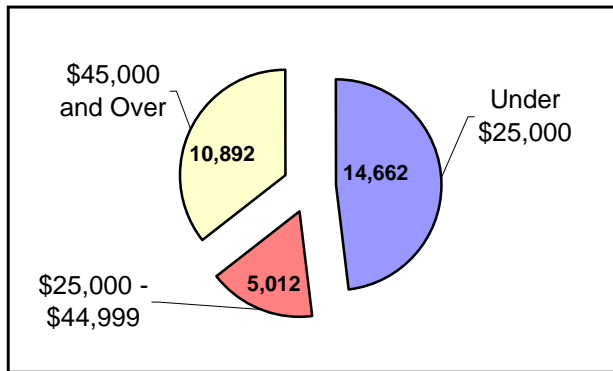
- ❑ 2,608 slots in child care and education centers
- ❑ 4,540 slots in family child care
- ❑ Oregon's goal is to have 25 *visible* slots for every 100 children. Jackson County has 23 per 100 children.

How Much Does Child Care Cost? Is It Affordable?⁴

- ❑ Average annual cost of toddler care in child care centers \$5,490
- ❑ Average annual college tuition \$3,544
- ❑ Earnings of a minimum wage worker \$12,000
- ❑ Care of a toddler as a % of minimum wage 46%



Number of Children by Family Income Groupings⁵



Number of Children Whose Families are Getting Help in Paying for Child Care⁶

- 483 children age 3-4 years enrolled in Head Start (44 % of eligible)
- 1,810 children age 0-12 years receiving state assistance with part or all of their child care costs

For Information About Child Care in Jackson County, Contact:

The Job Council (Child Care Resource Network)
 673 Market Street
 Medford, Oregon 97504
 (541) 776-1234, 1-800-866-9034
 Fax: (541) 776-5125
 E-mail: DENNISA@JOBCOUNCIL.ORG
 Web site: <http://www.jobcouncil.org>

³ County data provided by local Child Care Resource and Referral Network (CCR&R) using Child Care Division regulatory and local data. Visible slots refer to care in child care centers and family care homes identified by the local CCR&R.

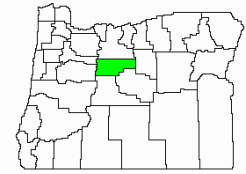
⁴ County-level cost of toddler care provided by local CCR&R. Oregon minimum wage as of January 1998. Average annual tuition for a full-time undergraduate student of Oregon State University, Portland State University, and University of Oregon during the 1998-1999 academic year.

⁵ Regional estimate from the Oregon Population Survey, 1998.

⁶ Head Start data provided by Head Start Collaboration Project, Oregon Department of Education. Subsidy data provided by Adult and Family Services.

Child Care and Education in Jefferson County

Situated in north central Oregon, Jefferson County is predominantly rural with most incomes being earned from production work, forest products and agriculture. Jefferson County has the most culturally diverse population in Central Oregon, with a large Hispanic and Native American (Warm Springs Reservation) population. Within Central Oregon, Jefferson County has the largest number of children under age 5 years (39%) as well as the largest number of household incomes under \$25,000 a year. The following county profile highlights the status of child care and education in Jefferson County. Approximately 40% of children under age 13 years are in paid child care.



A Parent's Story as told to their Child Care Resource and Referral
"I worked at a local mill and therefore needed flexibility with my rotating shift work schedule. About half of the providers are Spanish speaking, and these are most often the only openings available. One center that is located centrally does not serve weekend needs, and my choices were narrowed down. I could find a good provider who was Spanish speaking and our children have been in her care for almost a year now."

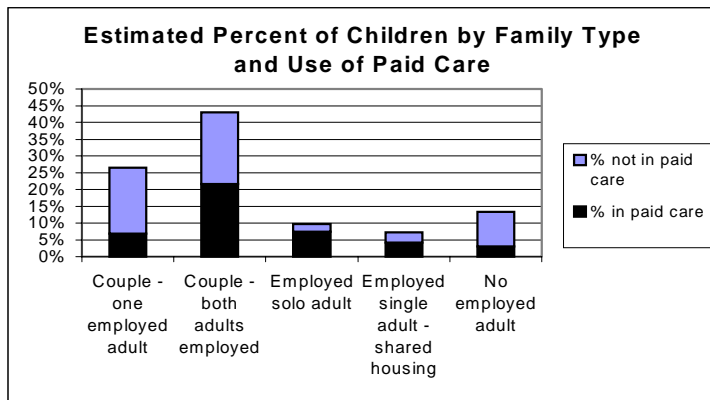
How Many Children Under 13 Live in Jefferson County?¹

In 1998, there were 4,033 children age 0-12 years:

- 1,562 children age 0-4 years
- 1,593 children age 5-9 years
- 878 children age 10-12 years

How Many Children Under 13 are in Paid Child Care?²

Use of child care depends on age of children, marital status of parents, and employment status of parents.



- 40% of children are in some form of paid care
- Families use an average of 26 hours of paid care per week
- 60% of children live in households where parents are employed
- 40% of children live in households where a parent is not in the paid workforce

Child Care and Education in Oregon and Its Counties is based on the findings from *Data for Community Planning: 1998 Oregon Population Estimates & Survey Findings*. Complete document can be downloaded from <http://www.lbcc.cc.or.us/familyresources/researchpartner>.

Prepared by Bobbie Weber and Kumiko Okuyama of the Oregon Child Care Research Partnership, Linn-Benton Community College with assistance from Beth Kapsch, graduate student in Human Development and Family Sciences, Oregon State University.

¹ County data generated by the Center for Population Research and Census at Portland State University, and Office of Economic Analysis, Oregon Department of Administrative Services.

² Percentages of children by family type and use of paid care from analysis of Oregon Progress Board's Oregon Population Survey, 1998. Sample size not adequate to calculate use of paid care family type at regional level. Graph combines regional family type estimates and statewide estimates of use of paid care by family type. Estimate for use of paid care is regional estimate.

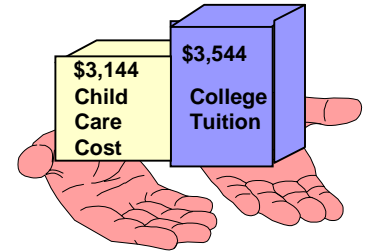
How Much Child Care Do We Have?³

The following community resources exist for Jefferson County families.

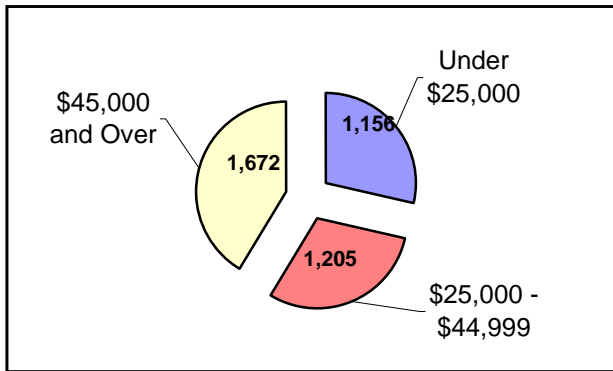
- ❑ 148 slots in child care and education centers
- ❑ 521 slots in family child care
- ❑ Oregon's goal is to have 25 *visible* slots for every 100 children. Jefferson County has 17 per 100 children.

How Much Does Child Care Cost? Is It Affordable?⁴

- ❑ Average annual cost of toddler care in child care centers \$3,144
- ❑ Average annual college tuition \$3,544
- ❑ Earnings of a minimum wage worker \$12,000
- ❑ Care of a toddler as a % of minimum wage 26%



Number of Children by Family Income Groupings⁵



Number of Children Whose Families are Getting Help in Paying for Child Care⁶

- 190 children age 3-4 years enrolled in Head Start (all eligible children served)
- 157 children age 0-12 years receiving state assistance with part or all of their child care costs

For Information About Child Care in Jefferson County, Contact:

Child Care Resources
 2303 SW First, Suite A
 Redmond, Oregon 97756
 (541) 548-9150; 1-888-298-2672
 Fax: (541) 548-6013

³ County data provided by local Child Care Resource and Referral Network (CCR&R) using Child Care Division regulatory and local data. Visible slots refer to care in child care centers and family care homes identified by the local CCR&R.

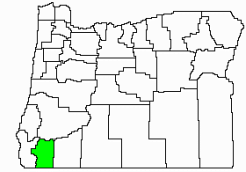
⁴ County-level cost of toddler care provided by local CCR&R. Oregon minimum wage as of January 1998. Average annual tuition for a full-time undergraduate student of Oregon State University, Portland State University, and University of Oregon during the 1998-1999 academic year.

⁵ Regional estimate from the Oregon Population Survey, 1998.

⁶ Head Start data provided by Head Start Collaboration Project, Oregon Department of Education. Subsidy data provided by Adult and Family Services.

Child Care and Education in Josephine County

Josephine County is a very rural county, and as such, struggles with poverty and transportation issues. The supply of all types of child care can be challenging in remote, rural areas of the county. Within the main urban center of the county, Grants Pass, center care is relied upon most by parents who must purchase care in the open market.



A Parent's Story as told to their Child Care Resource and Referral

"I'm a recently divorced mom of three (ages 3, 6 and 8 years). I attend community college part-time and work full-time as a certified nurse's assistant. I can no longer rely on my friends or family to cover the extended hours, rotating schedule, and weekends that my schedule demands. The cost of child care is burdensome for me and I'm overwhelmed by the challenges of being a single parent. I would prefer to keep all of my children with just one provider, although I realize I may need to find two to accommodate my schedule."

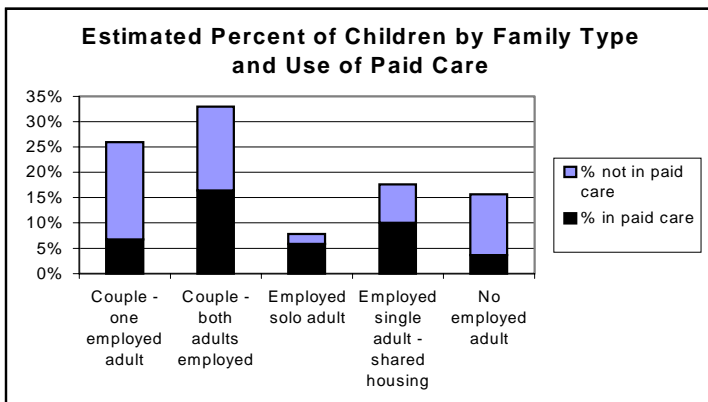
How Many Children Under 13 Live in Josephine County?¹

In 1998, there were 11,029 children age 0-12 years:

- 4,143 children age 0-4 years
- 4,592 children age 5-9 years
- 2,294 children age 10-12 years

How Many Children Under 13 are in Paid Child Care?²

Use of child care depends on age of children, marital status of parents, and employment status of parents.



- 25% of children are in some form of paid care
- Families use an average of 26 hours of paid care per week
- 59% of children live in households where parents are employed
- 41% of children live in households where a parent is not in the paid workforce

Child Care and Education in Oregon and Its Counties is based on the findings from *Data for Community Planning: 1998 Oregon Population Estimates & Survey Findings*. Complete document can be downloaded from <http://www.lbcc.cc.or.us/familyresources/researchpartner>.

Prepared by Bobbie Weber and Kumiko Okuyama of the Oregon Child Care Research Partnership, Linn-Benton Community College with assistance from Beth Kapsch, graduate student in Human Development and Family Sciences, Oregon State University.

¹ County data generated by the Center for Population Research and Census at Portland State University, and Office of Economic Analysis, Oregon Department of Administrative Services.

² Percentages of children by family type and use of paid care from analysis of Oregon Progress Board's Oregon Population Survey, 1998. Sample size not adequate to calculate use of paid care family type at regional level. Graph combines regional family type estimates and statewide estimates of use of paid care by family type. Estimate for use of paid care is regional estimate.


How Much Child Care Do We Have?³

The following community resources exist for Josephine County families.

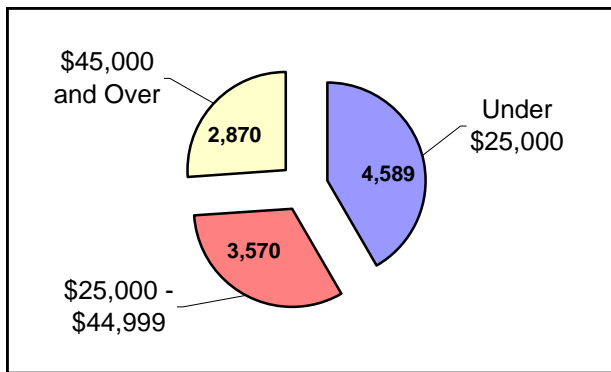
- ❑ 1,206 slots in child care and education centers
- ❑ 1,734 slots in family child care
- ❑ Oregon's goal is to have 25 *visible* slots for every 100 children. Josephine County has 27 per 100 children.

How Much Does Child Care Cost? Is It Affordable?⁴

- ❑ Average annual cost of toddler care in child care centers \$4,530
- ❑ Average annual college tuition \$3,544
- ❑ Earnings of a minimum wage worker \$12,000
- ❑ Care of a toddler as a % of minimum wage 38%



Number of Children by Family Income Groupings⁵



Number of Children Whose Families are Getting Help in Paying for Child Care⁶

- 310 children age 3-4 years enrolled in Head Start (53 % of eligible)
- 894 children age 0-12 years receiving state assistance with part or all of their child care costs

For Information About Child Care in Josephine County, Contact:

The Job Council (Child Care Resource Network)
673 Market Street
Medford, Oregon 97504
(541) 776-1234, 1-800-866-9034
Fax: (541) 776-5125
E-mail: DENNISA@JOBCOUNCIL.ORG
Web site: <http://www.jobcouncil.org>

³ County data provided by local Child Care Resource and Referral Network (CCR&R) using Child Care Division regulatory and local data. Visible slots refer to care in child care centers and family care homes identified by the local CCR&R.

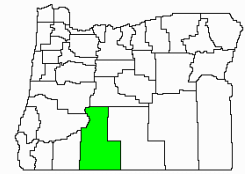
⁴ County-level cost of toddler care provided by local CCR&R. Oregon minimum wage as of January 1998. Average annual tuition for a full-time undergraduate student of Oregon State University, Portland State University, and University of Oregon during the 1998-1999 academic year.

⁵ Regional estimate from the Oregon Population Survey, 1998.

⁶ Head Start data provided by Head Start Collaboration Project, Oregon Department of Education. Subsidy data provided by Adult and Family Services.

Child Care and Education in Klamath County

Situated in south central Oregon and bordering California, Klamath County is the fourth largest county in Oregon. The economy is primarily based on agriculture and cattle ranching.



A Parent's Story as told to their Child Care Resource and Referral

"This winter the flu bug bit mercilessly. My husband and I took turns staying home with our child when she was ill. Unfortunately sick child care is nearly nonexistent and very expensive and few employers provide any type of benefits to assist families when they have a sick child."

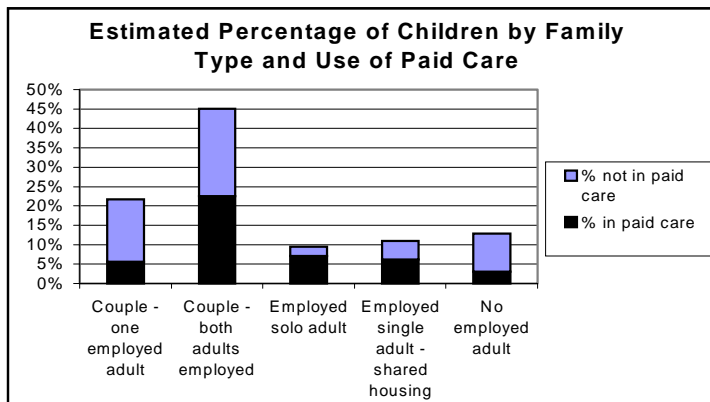
How Many Children Under 13 Live in Klamath County?¹

In 1998, there were 11,153 children age 0-12 years:

- 4,154 children age 0-4 years
- 4,249 children age 5-9 years
- 2,750 children age 10-12 years

How Many Children Under 13 are in Paid Child Care?²

Use of child care depends on age of children, marital status of parents, and employment status of parents.



- Only 35% of children are in some form of paid care
- Families use an average of 29 hours of paid care per week
- 65% of children live in households where parents are employed
- 35% of children live in households where a parent is not in the paid workforce

Child Care and Education in Oregon and Its Counties is based on the findings from *Data for Community Planning: 1998 Oregon Population Estimates & Survey Findings*. Complete document can be downloaded from <http://www.lbcc.cc.or.us/familyresources/researchpartner>.

Prepared by Bobbie Weber and Kumiko Okuyama of the Oregon Child Care Research Partnership, Linn-Benton Community College with assistance from Beth Kapsch, graduate student in Human Development and Family Sciences, Oregon State University.

¹ County data generated by the Center for Population Research and Census at Portland State University, and Office of Economic Analysis, Oregon Department of Administrative Services.

² Percentages of children by family type and use of paid care from analysis of Oregon Progress Board's Oregon Population Survey, 1998. Sample size not adequate to calculate use of paid care family type at regional level. Graph combines regional family type estimates and statewide estimates of use of paid care by family type. Estimate for use of paid care is regional estimate.

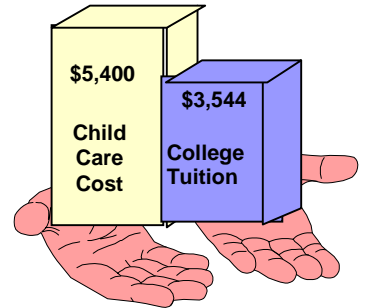
How Much Child Care Do We Have?³

The following community resources exist for Klamath County families.

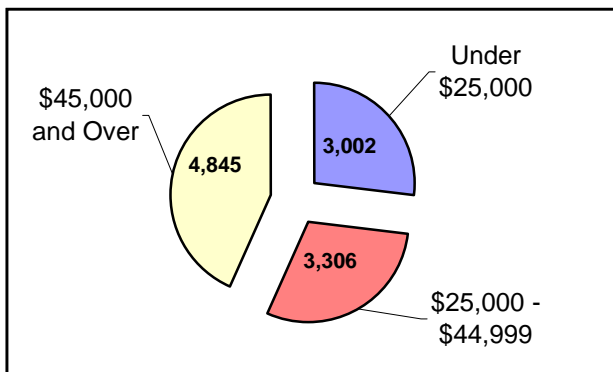
- ❑ 1,126 slots in child care and education centers
- ❑ 1,708 slots in family child care
- ❑ Oregon's goal is to have 25 *visible* slots for every 100 children. Klamath County has 25 per 100 children.

How Much Does Child Care Cost? Is It Affordable?⁴

- ❑ Average annual cost of toddler care in child care centers \$5,400
- ❑ Average annual college tuition \$3,544
- ❑ Earnings of a minimum wage worker \$12,000
- ❑ Care of a toddler as a % of minimum wage 45%



Number of Children by Family Income Groupings⁵



Number of Children Whose Families are Getting Help in Paying for Child Care⁶

- 235 children age 3-4 years enrolled in Head Start (43 % of eligible)
- 687 children age 0-12 years receiving state assistance with part or all of their child care costs

For Information About Child Care in Klamath County, Contact:

Klamath/Lake Child Care Resource and Referral
 3600 #B S. 6th Street
 Klamath Falls, OR 97603
 (541) 882-2308; 1-800-700-3613; (541) 884-6236

³ County data provided by local Child Care Resource and Referral Network (CCR&R) using Child Care Division regulatory and local data. Visible slots refer to care in child care centers and family care homes identified by the local CCR&R.

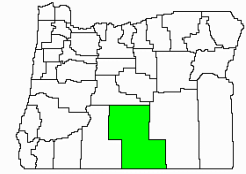
⁴ County-level cost of toddler care provided by local CCR&R. Oregon minimum wage as of January 1998. Average annual tuition for a full-time undergraduate student of Oregon State University, Portland State University, and University of Oregon during the 1998-1999 academic year.

⁵ Regional estimate from the Oregon Population Survey, 1998.

⁶ Head Start data provided by Head Start Collaboration Project, Oregon Department of Education. Subsidy data provided by Adult and Family Services.

Child Care and Education in Lake County

Situated in south central Oregon, Lake County boasts beautiful scenery of the high desert. Primary sources of payroll employment in Lake County are cattle sales and wood products manufacturing. While the size of the labor force in the county is small, there are several job training programs available for residents.



A Parent's Story as told to their Child Care Resource and Referral

"Lake County is known as the Outback, a very rural, sparsely populated region in southeastern Oregon. It probably goes without saying that everyone in town knows the majority of child care . . . Recently one of the family child care providers who had been doing child care for as long as anyone could remember decided to retire. There are just not a lot of options in the Outback, the loss of one or two quality child care providers can cause pandemonium."

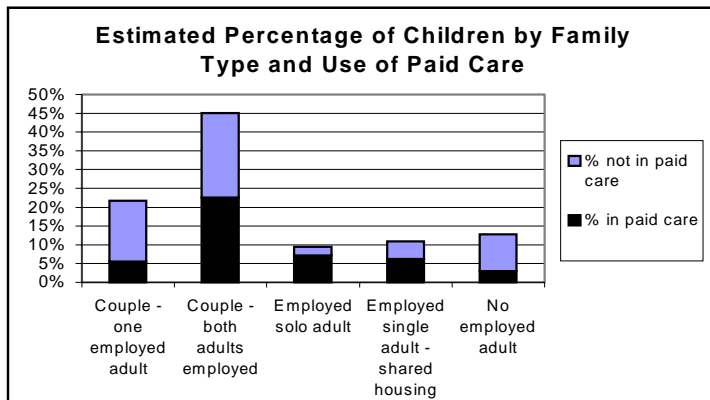
How Many Children Under 13 Live in Lake County?¹

In 1998, there were 1,473 children age 0-12 years:

- 488 children age 0-4 years
- 583 children age 5-9 years
- 402 children age 10-12 years

How Many Children Under 13 are in Paid Child Care?²

Use of child care depends on age of children, marital status of parents, and employment status of parents.



- 35% of children are in some form of paid care
- Families use an average of 29 hours of paid care per week
- 65% of children live in households where parents are employed
- 35% of children live in households where a parent is not in the paid workforce

Child Care and Education in Oregon and Its Counties is based on the findings from *Data for Community Planning: 1998 Oregon Population Estimates & Survey Findings*. Complete document can be downloaded from <http://www.lbcc.cc.or.us/familyresources/researchpartner>.

Prepared by Bobbie Weber and Kumiko Okuyama of the Oregon Child Care Research Partnership, Linn-Benton Community College with assistance from Beth Kapsch, graduate student in Human Development and Family Sciences, Oregon State University.

¹ County data generated by the Center for Population Research and Census at Portland State University, and Office of Economic Analysis, Oregon Department of Administrative Services.

² Percentages of children by family type and use of paid care from analysis of Oregon Progress Board's Oregon Population Survey, 1998. Sample size not adequate to calculate use of paid care family type at regional level. Graph combines regional family type estimates and statewide estimates of use of paid care by family type. Estimate for use of paid care is regional estimate.

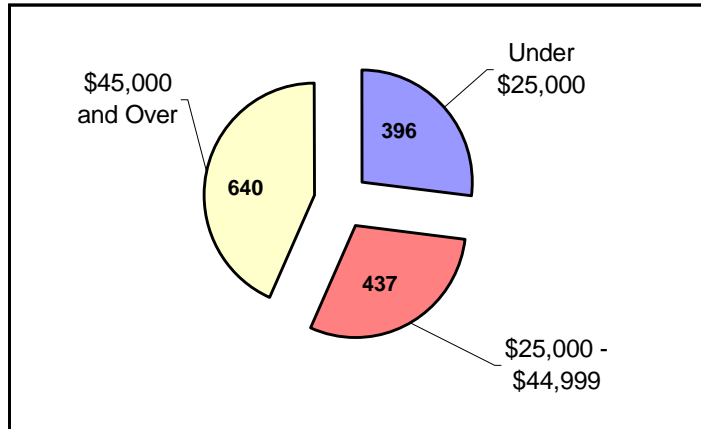
How Much Child Care Do We Have?³

The following community resources exist for Lake County families.

- 92 slots in child care and education centers
- 130 slots in family child care
- Oregon's goal is to have 25 *visible* slots for every 100 children. Lake County has 15 per 100 children.

How Much Does Child Care Cost? Is It Affordable?⁴

Number of Children by Family Income Groupings⁵



Number of Children Whose Families are Getting Help in Paying for Child Care⁶

- 48 children age 3-4 years enrolled in Head Start (83 % of eligible)
- 61 children age 0-12 years receiving state assistance with part or all of their child care costs

For Information About Child Care in Lake County, Contact:

Klamath/Lake Child Care Resource and Referral
3600 #B S. 6th Street
Klamath Falls, OR 97603
(541) 882-2308; 1-800-700-3613; (541) 884-6236

³ County data provided by local Child Care Resource and Referral Network (CCR&R) using Child Care Division regulatory and local data. Visible slots refer to care in child care centers and family care homes identified by the local CCR&R.

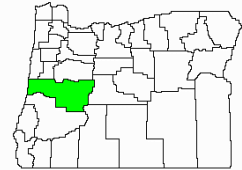
⁴ County-level cost of toddler care provided by local CCR&R. Oregon minimum wage as of January 1998. Average annual tuition for a full-time undergraduate student of Oregon State University, Portland State University, and University of Oregon during the 1998-1999 academic year.

⁵ Regional estimate from the Oregon Population Survey, 1998.

⁶ Head Start data provided by Head Start Collaboration Project, Oregon Department of Education. Subsidy data provided by Adult and Family Services.

Child Care and Education in Lane County

With its spectacular mountain ranges, raging whitewater tucked into lush valleys, dramatic and pristine ocean beaches, abundant farmlands and misty rain forests, Lane County is known for its unparalleled natural beauty. Like its landscape, Lane County's child care picture is complex. The current surge of employment, combined with the increasing numbers of mothers of young children in the workforce, have placed a tremendous burden on the child care system. Child care for infants, toddlers, or in rural areas is often scarce or non-existent. An increasing population of Spanish-speakers has impacted the demand for services in Spanish. Although Lane has long been associated with high quality programs for children and families, there are ongoing challenges to having an effective early childhood care and education system in Lane County.



A Parent's Story as told to their Child Care Resource and Referral
"I'm a young, single father of a three-year-old. I was lucky enough to be referred to a family care provider with a strong anti-bias curriculum that is close to my home and provides care during the evenings and week-ends when I work. I have also received a Student Block Grant to help assist with the cost. I couldn't be happier."

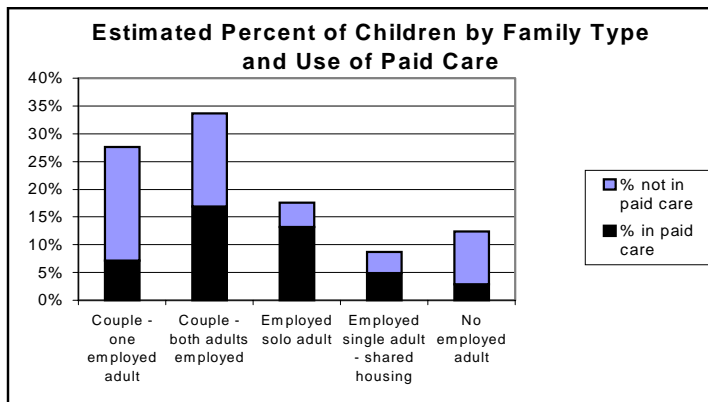
How Many Children Under 13 Live in Lane County?¹

In 1998, there were 51,992 children age 0-12 years:

- 18,944 children age 0-4 years
- 20,344 children age 5-9 years
- 12,714 children age 10-12 years

How Many Children Under 13 are in Paid Child Care?²

Use of child care depends on age of children, marital status of parents, and employment status of parents.



- 38% of children are in some form of paid care
- Families use an average of 25 hours of paid care per week
- 61% of children live in households where parents are employed
- 39% of children live in households where a parent is not in the paid workforce

Child Care and Education in Oregon and Its Counties is based on the findings from *Data for Community Planning: 1998 Oregon Population Estimates & Survey Findings*. Complete document can be downloaded from <http://www.lbcc.cc.or.us/familyresources/researchpartner>.

Prepared by Bobbie Weber and Kumiko Okuyama of the Oregon Child Care Research Partnership, Linn-Benton Community College with assistance from Beth Kapsch, graduate student in Human Development and Family Sciences, Oregon State University.

¹ County data generated by the Center for Population Research and Census at Portland State University, and Office of Economic Analysis, Oregon Department of Administrative Services.

² Percentages of children by family type and use of paid care from analysis of Oregon Progress Board's Oregon Population Survey, 1998. Sample size not adequate to calculate use of paid care family type at regional level. Graph combines regional family type estimates and statewide estimates of use of paid care by family type. Estimate for use of paid care is regional estimate.

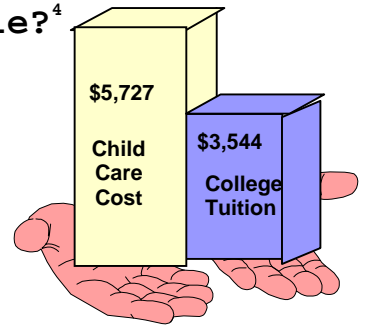
How Much Child Care Do We Have?³

The following community resources exist for Lane County families.

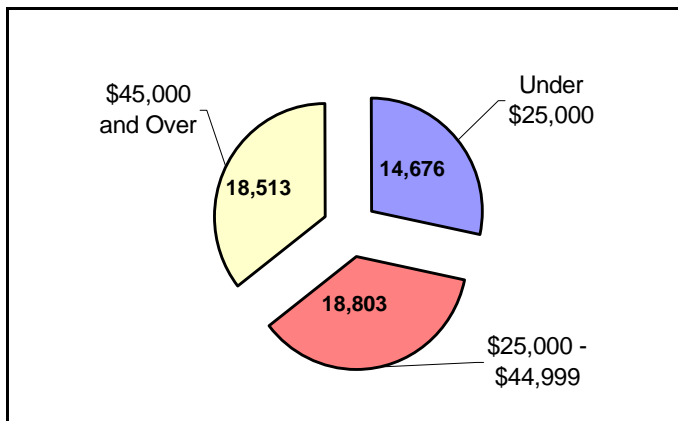
- ❑ 6,989 slots in child care and education centers
- ❑ 9,279 slots in family child care
- ❑ Oregon's goal is to have 25 *visible* slots for every 100 children. Lane County has 31 per 100 children.

How Much Does Child Care Cost? Is It Affordable?⁴

- ❑ Average annual cost of toddler care in child care centers \$5,727
- ❑ Average annual college tuition \$ 3,544
- ❑ Earnings of a minimum wage worker \$12,000
- ❑ Care of a toddler as a % of minimum wage 48%



Number of Children by Family Income Groupings⁵



Number of Children Whose Families are Getting Help in Paying for Child Care⁶

- 676 children age 3-4 years enrolled in Head Start (40 % of eligible)
- 3,032 children age 0-12 years receiving state assistance with part or all of their child care costs

For Information About Child Care in Lane County, Contact:

Lane Family Connections
 Lane Community College
 4000 East Thirtieth Avenue
 Eugene, Oregon 97405-0640
 Phone: (541) 726-3954, 1-800-222-3290
 E-mail: jensenv@lanecc.edu, nortons@lanecc.edu
 Web site: <http://lanecc.edu:1080/webpages/lcc/ccrc/ccrc.htm>

³ County data provided by local Child Care Resource and Referral Network (CCR&R) using Child Care Division regulatory and local data. Visible slots refer to care in child care centers and family care homes identified by the local CCR&R.

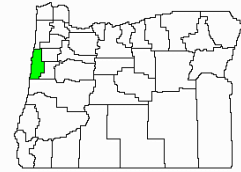
⁴ County-level cost of toddler care provided by local CCR&R. Oregon minimum wage as of January 1998. Average annual tuition for a full-time undergraduate student of Oregon State University, Portland State University, and University of Oregon during the 1998-1999 academic year.

⁵ Regional estimate from the Oregon Population Survey, 1998.

⁶ Head Start data provided by Head Start Collaboration Project, Oregon Department of Education. Subsidy data provided by Adult and Family Services.

Child Care and Education in Lincoln County

Situated on the central Oregon Coast, Lincoln County is predominantly rural. Low-income families with children make up a large portion of the county and it is difficult for them to find affordable, quality child care. Our workforce includes a high number of jobs with non-traditional hours making accessible child care an additional barrier. We have much less child care available than other parts of the state. The following county profile highlights the status of child care and education in Lincoln County.



A Parent's Story as told to their Child Care Resource and Referral
"I currently have a mother and her child living with my family. The mother works out of town and has not come home from work. We have not heard from her and are uncertain if she is even okay. The child's normal child care provider is sick and we need someone to care for him today."

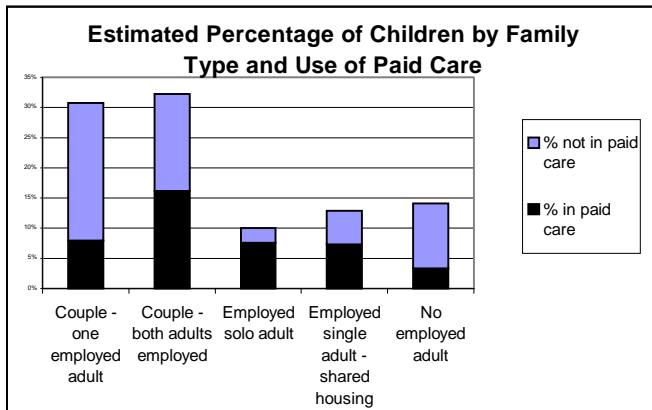
How Many Children Under 13 Live in Lincoln County?¹

In 1998, there were 7,311 children age 0-12 years:

- 2,463 children age 0-4 years
- 3,017 children age 5-9 years
- 1,831 children age 10-12 years

How Many Children Under 13 are in Paid Child Care?²

Use of child care depends on age of children, marital status of parents, and employment status of parents.



- 36% of children are in some form of paid care
- Families use an average of 20 hours of paid care per week
- 55% of children live in households where parents are employed
- 45% of children live in households where a parent is not in the paid workforce

Child Care and Education in Oregon and Its Counties is based on the findings from *Data for Community Planning: 1998 Oregon Population Estimates & Survey Findings*. Complete document can be downloaded from <http://www.lbcc.cc.or.us/familyresources/researchpartner>.

Prepared by Bobbie Weber and Kumiko Okuyama of the Oregon Child Care Research Partnership, Linn-Benton Community College with assistance from Beth Kapsch, graduate student in Human Development and Family Sciences, Oregon State University.

¹ County data generated by the Center for Population Research and Census at Portland State University, and Office of Economic Analysis, Oregon Department of Administrative Services.

² Percentages of children by family type and use of paid care from analysis of Oregon Progress Board's Oregon Population Survey, 1998. Sample size not adequate to calculate use of paid care family type at regional level. Graph combines regional family type estimates and statewide estimates of use of paid care by family type. Estimate for use of paid care is regional estimate.

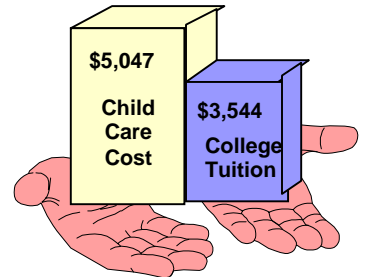
How Much Child Care Do We Have?³

The following community resources exist for Lincoln County families.

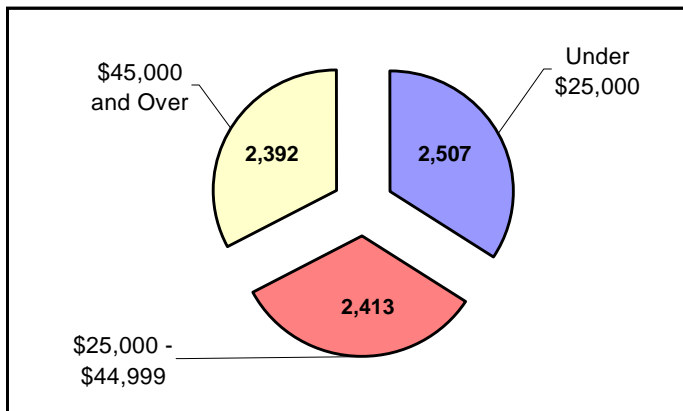
- ❑ 268 slots in child care and education centers
- ❑ 516 slots in family child care
- ❑ Oregon's goal is to have 25 *visible* slots for every 100 children. Lincoln County has 11 per 100 children.

How Much Does Child Care Cost? Is It Affordable?⁴

- ❑ Average annual cost of toddler care in child care centers \$5,047
- ❑ Average annual college tuition \$3,544
- ❑ Earnings of a minimum wage worker \$12,000
- ❑ Care of a toddler as a % of minimum wage 42%



Number of Children by Family Income Groupings⁵



Number of Children Whose Families are Getting Help in Paying for Child Care⁶

- 147 children age 3-4 years enrolled in Head Start (60 % of eligible)
- 387 children age 0-12 years receiving state assistance with part or all of their child care costs

For Information About Child Care in Lincoln County, Contact:

Family Care Connection
 29 SE 2nd Street
 Newport OR 97365
 (541) 265-2558 or 1-800-603-2728

³ County data provided by local Child Care Resource and Referral Network (CCR&R) using Child Care Division regulatory and local data. Visible slots refer to care in child care centers and family care homes identified by the local CCR&R.

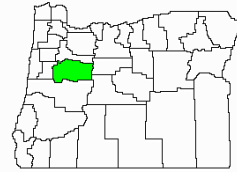
⁴ County-level cost of toddler care provided by local CCR&R. Oregon minimum wage as of January 1998. Average annual tuition for a full-time undergraduate student of Oregon State University, Portland State University, and University of Oregon during the 1998-1999 academic year.

⁵ Regional estimate from the Oregon Population Survey, 1998.

⁶ Head Start data provided by Head Start Collaboration Project, Oregon Department of Education. Subsidy data provided by Adult and Family Services.

Child Care and Education in Linn County

Located in the mid Willamette Valley, Linn County includes a number of communities. Albany is the county seat and also the largest community. Child care is unevenly distributed in the county with the small number of child care centers clustered primarily in Albany and Sweet Home. Family options are limited, especially outside of the large communities. Only two year-round centers in the county serve infants. Family child care homes offer most of the care available in Linn County. Families struggle with paying for care and many express concerns about the quality of care available.



A Parent's Story as told to their Child Care Resource and Referral
"I'm a mother with a toddler and a school age child. My third child care provider in six months has just quit. I had to miss work when our first provider moved and now two others have stopped doing care due to financial difficulties. Stability of care is critical for young children, yet low wages of child care providers results in burnout and turnover."

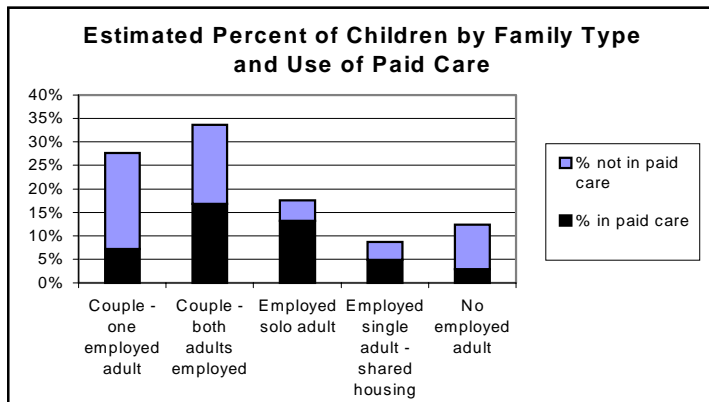
How Many Children Under 13 Live in Linn County?¹

In 1998, there were 18,724 children age 0-12 years:

- 7,040 children age 0-4 years
- 7,204 children age 5-9 years
- 4,480 children age 10-12 years

How Many Children Under 13 are in Paid Child Care?²

Use of child care depends on age of children, marital status of parents, and employment status of parents.



- 38% of children are in some form of paid care
- Families use an average of 25 hours of paid care per week
- 61% of children live in households where parents are employed
- 39% of children live in households where a parent is not in the paid workforce

Child Care and Education in Oregon and Its Counties is based on the findings from *Data for Community Planning: 1998 Oregon Population Estimates & Survey Findings*. Complete document can be downloaded from <http://www.lbcc.cc.or.us/familyresources/researchpartner>.

Prepared by Bobbie Weber and Kumiko Okuyama of the Oregon Child Care Research Partnership, Linn-Benton Community College with assistance from Beth Kapsch, graduate student in Human Development and Family Sciences, Oregon State University.

¹ County data generated by the Center for Population Research and Census at Portland State University, and Office of Economic Analysis, Oregon Department of Administrative Services.

² Percentages of children by family type and use of paid care from analysis of Oregon Progress Board's Oregon Population Survey, 1998. Sample size not adequate to calculate use of paid care family type at regional level. Graph combines regional family type estimates and statewide estimates of use of paid care by family type. Estimate for use of paid care is regional estimate.

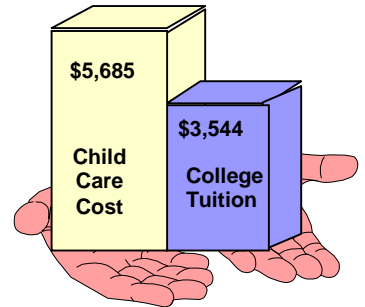
How Much Child Care Do We Have?¹

The following community resources exist for Linn County families.

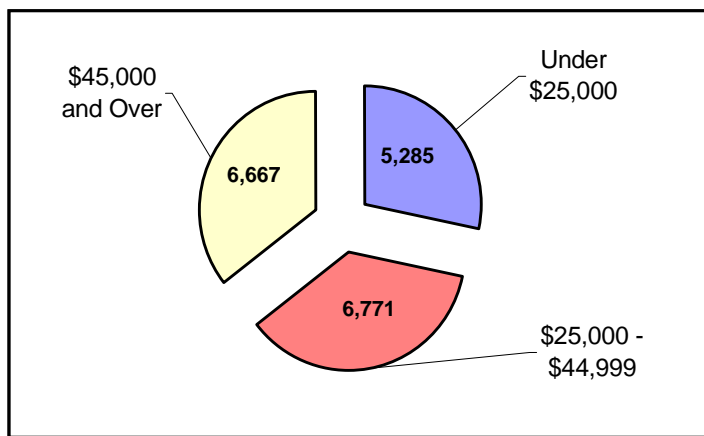
- ❑ 1,643 slots in child care and education centers
- ❑ 1,605 slots in family child care
- ❑ Oregon's goal is to have 25 *visible* slots for every 100 children. Linn County has 17 per 100 children.

How Much Does Child Care Cost? Is It Affordable?²

- ❑ Average annual cost of toddler care in child care centers \$5,685
- ❑ Average annual college tuition \$3,544
- ❑ Earnings of a minimum wage worker \$12,000
- ❑ Care of a toddler as a % of minimum wage 47%



Number of Children by Family Income Groupings³



Number of Children Whose Families are Getting Help in Paying for Child Care⁴

- 278 children age 3-4 years enrolled in Head Start (42 % of eligible)
- 771 children age 0-12 years receiving state assistance with part or all of their child care costs

For Information About Child Care in Linn County, Contact:

Family Connections
 Linn-Benton Community College
 6500 SW Pacific Blvd.
 Albany, Oregon 97321
 (541) 917-4899, 1-800-845-1363
 Fax: (541) 967-0559
 Web: <http://www.lbcc.cc.or.us/familyresources/familyconnections>

¹ County data provided by local Child Care Resource and Referral Network (CCR&R) using Child Care Division regulatory and local data. Visible slots refer to care in child care centers and family care homes identified by the local CCR&R.

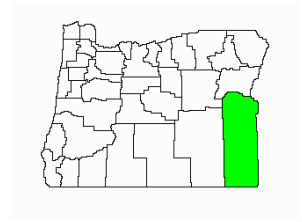
² County-level cost of toddler care provided by local CCR&R. Oregon minimum wage as of January 1998. Average annual tuition for a full-time undergraduate student of Oregon State University, Portland State University, and University of Oregon during the 1998-1999 academic year.

³ Regional estimate from the Oregon Population Survey, 1998.

⁴ Head Start data provided by Head Start Collaboration Project, Oregon Department of Education. Subsidy data provided by Adult and Family Services.

Child Care and Education in Malheur County

Malheur County is located on the Oregon-Idaho border and leans towards being rural. Although child care slots have increased over the last two years, the demand for child care continues to be far greater than the supply. Income levels for families in Malheur County cover a wide range, with a high percentage of employees working odd hours and weekends. The information provided in the following profile will give a clearer view of the current child care situation for Malheur County.



A Parent's Story as told to their Child Care Resource and Referral

"I am a single parent of an 18 month old. I would really like a child care center with staff trained in early childhood. This is very difficult to find. Only a couple of centers in this area accept children under the age of 2 and they are too expensive."

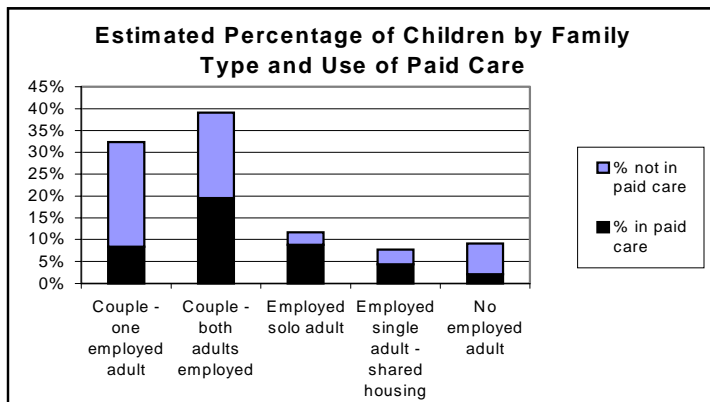
How Many Children Under 13 Live in Malheur County?¹

In 1998, there were 6,190 children age 0-12 years:

- 2,319 children age 0-4 years
- 2,397 children age 5-9 years
- 1,474 children age 10-12 years

How Many Children Under 13 are in Paid Child Care?²

Use of child care depends on age of children, marital status of parents, and employment status of parents.



- 39% of children are in some form of paid care
- Families use an average of 25 hours of paid care per week
- 59% of children live in households where parents are employed
- 41% of children live in households where a parent is not in the paid workforce

Child Care and Education in Oregon and Its Counties is based on the findings from *Data for Community Planning: 1998 Oregon Population Estimates & Survey Findings*. Complete document can be downloaded from <http://www.lbcc.cc.or.us/familyresources/researchpartner>.

Prepared by Bobbie Weber and Kumiko Okuyama of the Oregon Child Care Research Partnership, Linn-Benton Community College with assistance from Beth Kapsch, graduate student in Human Development and Family Sciences, Oregon State University.

¹ County data generated by the Center for Population Research and Census at Portland State University, and Office of Economic Analysis, Oregon Department of Administrative Services.

² Percentages of children by family type and use of paid care from analysis of Oregon Progress Board's Oregon Population Survey, 1998. Sample size not adequate to calculate use of paid care family type at regional level. Graph combines regional family type estimates and statewide estimates of use of paid care by family type. Estimate for use of paid care is regional estimate.


How Much Child Care Do We Have?³

The following community resources exist for Malheur County families.

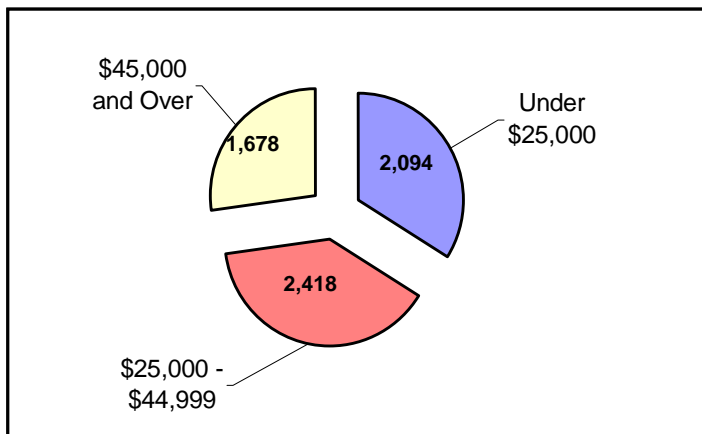
- ❑ 253 slots in child care and education centers
- ❑ 325 slots in family child care
- ❑ Oregon's goal is to have 25 *visible* slots for every 100 children. Malheur County has 9 per 100 children.

How Much Does Child Care Cost? Is It Affordable?⁴

- ❑ Average annual cost of toddler care in child care centers \$3,900
- ❑ Average annual college tuition \$ 3,544
- ❑ Earnings of a minimum wage worker \$12,000
- ❑ Care of a toddler as a % of minimum wage 33%



Number of Children by Family Income Groupings⁵



Number of Children Whose Families are Getting Help in Paying for Child Care⁶

- 204 children age 3-4 years enrolled in Head Start (62 % of eligible)
- 221 children age 0-12 years receiving state assistance with part or all of their child care costs

For Information About Child Care in Malheur County, Contact:

Malheur County
 368 SW 5th Ave.
 Ontario, Oregon 97914
 (541) 889-7864; Fax: (541) 889-4270

³ County data provided by local Child Care Resource and Referral Network (CCR&R) using Child Care Division regulatory and local data. Visible slots refer to care in child care centers and family care homes identified by the local CCR&R.

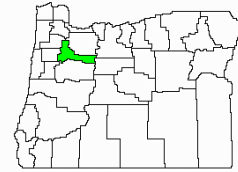
⁴ County-level cost of toddler care provided by local CCR&R. Oregon minimum wage as of January 1998. Average annual tuition for a full-time undergraduate student of Oregon State University, Portland State University, and University of Oregon during the 1998-1999 academic year.

⁵ Regional estimate from the Oregon Population Survey, 1998.

⁶ Head Start data provided by Head Start Collaboration Project, Oregon Department of Education. Subsidy data provided by Adult and Family Services.

Child Care and Education in Marion County

A majority of the requests for care in this area are for infant and toddler-aged children. Currently, the percentage of children under age five is increasing dramatically. Child care providers in this area are, on the average, connected to each other and the resources available to them. Within this county, child care is more readily available than in nearby counties due to the larger cities and more developed areas.



A Parent's Story as told to their Child Care Resource and Referral
"I am a 19-year-old single Hispanic mother with an 8-month-old son on public assistance. When I got a full-time job, I wanted quality care for my son because I come from a family background of drug and alcohol abuse. Staffs at the child care referral provided with me some useful tips for selecting a good provider. I do not own a car, so I needed to find a good provider that was close to public transportation."

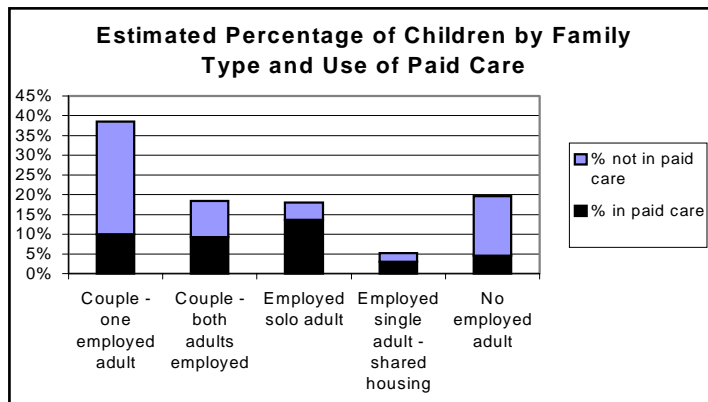
How Many Children Under 13 Live in Marion County?¹

In 1998, there were 51,645 children age 0-12 years:

- 19,633 children age 0-4 years
- 20,017 children age 5-9 years
- 11,995 children age 10-12 years

How Many Children Under 13 are in Paid Child Care?²

Use of child care depends on age of children, marital status of parents, and employment status of parents.



- 36% of children are in some form of paid care
- Families use an average of 22 hours of paid care per week
- 41% of children live in households where parents are employed
- 59% of children live in households where a parent is not in the paid workforce

Child Care and Education in Oregon and Its Counties is based on the findings from *Data for Community Planning: 1998 Oregon Population Estimates & Survey Findings*. Complete document can be downloaded from <http://www.lbcc.cc.or.us/familyresources/researchpartner>.

Prepared by Bobbie Weber and Kumiko Okuyama of the Oregon Child Care Research Partnership, Linn-Benton Community College with assistance from Beth Kapsch, graduate student in Human Development and Family Sciences, Oregon State University.

¹ County data generated by the Center for Population Research and Census at Portland State University, and Office of Economic Analysis, Oregon Department of Administrative Services.

² Percentages of children by family type and use of paid care from analysis of Oregon Progress Board's Oregon Population Survey, 1998. Sample size not adequate to calculate use of paid care family type at regional level. Graph combines regional family type estimates and statewide estimates of use of paid care by family type. Estimate for use of paid care is regional estimate.

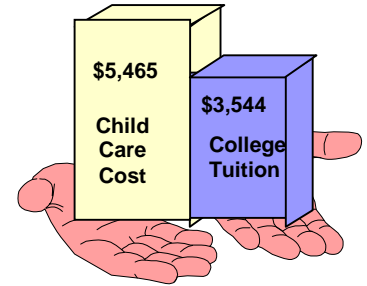
How Much Child Care Do We Have?³

The following community resources exist for Marion County families.

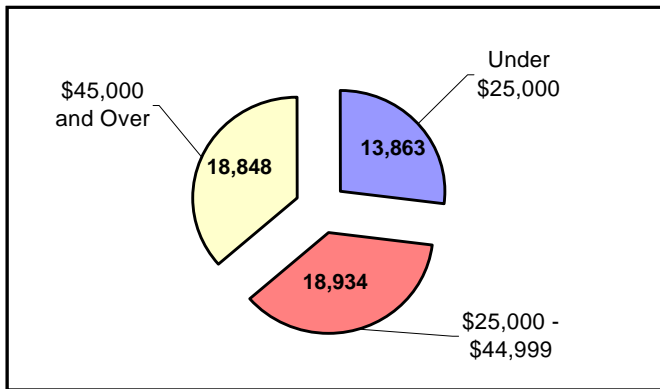
- ❑ 4,890 slots in child care and education centers
- ❑ 7,137 slots in family child care
- ❑ Oregon's goal is to have 25 *visible* slots for every 100 children. Marion County has 23 per 100 children.

How Much Does Child Care Cost? Is It Affordable?⁴

- ❑ Average annual cost of toddler care in child care centers \$5,465
- ❑ Average annual college tuition \$3,544
- ❑ Earnings of a minimum wage worker \$12,000
- ❑ Care of a toddler as a % of minimum wage 46%



Number of Children by Family Income Groupings⁵



Number of Children Whose Families are Getting Help in Paying for Child Care⁶

- 803 children age 3-4 years enrolled in Head Start (48 % of eligible)
- 2,913 children age 0-12 years receiving state assistance with part or all of their child care costs

For Information About Child Care in Marion County, Contact:

Child Care Information Service
 2475 Center St NE
 Salem, OR 97301
 (503) 585-2491, 1-800-289-5533
 Fax: (503)375-7580
 E-mail: ccis@open.org
 Web site: <http://www.open.org/ccis>

³ County data provided by local Child Care Resource and Referral Network (CCR&R) using Child Care Division regulatory and local data. Visible slots refer to care in child care centers and family care homes identified by the local CCR&R.

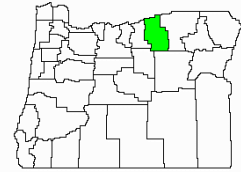
⁴ County-level cost of toddler care provided by local CCR&R. Oregon minimum wage as of January 1998. Average annual tuition for a full-time undergraduate student of Oregon State University, Portland State University, and University of Oregon during the 1998-1999 academic year.

⁵ Regional estimate from the Oregon Population Survey, 1998.

⁶ Head Start data provided by Head Start Collaboration Project, Oregon Department of Education. Subsidy data provided by Adult and Family Services.

Child Care and Education in Morrow County

Morrow County, situated in rural eastern Oregon, is continuing to experience tremendous growth in industry, services and residential housing. As the workforce population continues to grow in these counties, so does the need for quality child care.



A Parent's Story as told to their Child Care Resource and Referral

"Being new to the Boardman area, I was at a loss for where to take my children for child care. While shopping at the local grocery store I saw a flyer for Child Care Resource and Referral, gave them a call and they were able to give me several names of providers to call."

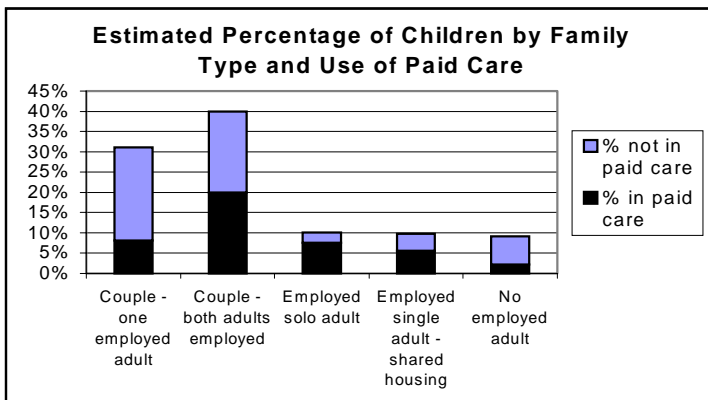
How Many Children Under 13 Live in Morrow County?¹

In 1998, there were 2,169 children age 0-12 years:

- 720 children age 0-4 years
- 894 children age 5-9 years
- 555 children age 10-12 years

How Many Children Under 13 are in Paid Child Care?²

Use of child care depends on age of children, marital status of parents, and employment status of parents.



- 38% of children are in some form of paid care
- Families use an average of 29 hours of paid care per week
- 60% of children live in households where parents are employed
- 40% of children live in households where a parent is not in the paid workforce

Child Care and Education in Oregon and Its Counties is based on the findings from *Data for Community Planning: 1998 Oregon Population Estimates & Survey Findings*. Complete document can be downloaded from <http://www.lbcc.cc.or.us/familyresources/researchpartner>.

Prepared by Bobbie Weber and Kumiko Okuyama of the Oregon Child Care Research Partnership, Linn-Benton Community College with assistance from Beth Kapsch, graduate student in Human Development and Family Sciences, Oregon State University.

¹ County data generated by the Center for Population Research and Census at Portland State University, and Office of Economic Analysis, Oregon Department of Administrative Services.

² Percentages of children by family type and use of paid care from analysis of Oregon Progress Board's Oregon Population Survey, 1998. Sample size not adequate to calculate use of paid care family type at regional level. Graph combines regional family type estimates and statewide estimates of use of paid care by family type. Estimate for use of paid care is regional estimate.

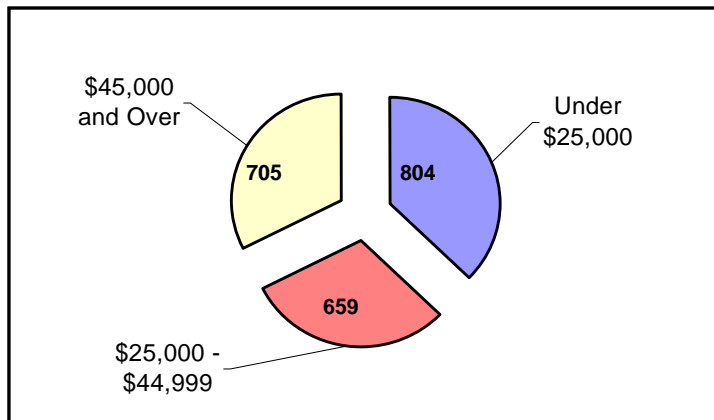
How Much Child Care Do We Have?³

The following community resources exist for Morrow County families.

- 106 slots in child care and education centers
- 140 slots in family child care
- Oregon's goal is to have 25 *visible* slots for every 100 children. Morrow County has 11 per 100 children.

How Much Does Child Care Cost? Is It Affordable?⁴

Number of Children by Family Income Groupings⁵



Number of Children Whose Families are Getting Help in Paying for Child Care⁶

- 50 children age 3-4 years enrolled in Head Start (73 % of eligible)
- 56 children age 0-12 years receiving state assistance with part or all of their child care costs

For Information About Child Care in Morrow County, Contact:

Head Start
721 SE 3rd Street
Pendleton, Oregon 97801
(541) 278-0770, 1-800-559-5878
Fax: (541) 276-5779
E-mail:shalvers@umchs.org

³ County data provided by local Child Care Resource and Referral Network (CCR&R) using Child Care Division regulatory and local data. Visible slots refer to care in child care centers and family care homes identified by the local CCR&R.

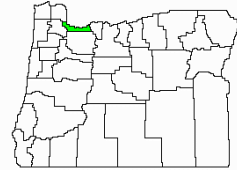
⁴ County-level cost of toddler care provided by local CCR&R. Oregon minimum wage as of January 1998. Average annual tuition for a full-time undergraduate student of Oregon State University, Portland State University, and University of Oregon during the 1998-1999 academic year.

⁵ Regional estimate from the Oregon Population Survey, 1998.

⁶ Head Start data provided by Head Start Collaboration Project, Oregon Department of Education. Subsidy data provided by Adult and Family Services.

Child Care and Education in Multnomah County

In Multnomah County, although the numbers of child care slots per 100 are close to the benchmark number, there is a need to ensure that the identified child care providers are able to provide quality services. Therefore, emphasis needs to be placed on developing greater training and technical assistance and support for providers. Also, the number of child care slots per 100 are not distributed evenly throughout the county. In some parts of the county there are a larger number of slots per child, whereas in other parts of the county child care opportunities are scarce. In part, this can be attributed to the urban/rural nature of the county which impacts the availability of resources.



A Parent's Story as told to their Child Care Resource and Referral
"I am a mother of a child that has physical and developmental disabilities. I have often found it difficult to find child care due to my child's disability. Especially, finding a provider who is trained for care of children with disability or has some experience is difficult. For children with disability, a large-group setting can be socially overwhelming. Having to find a provider who is trained and is willing to accept my child adds more stress to my life."

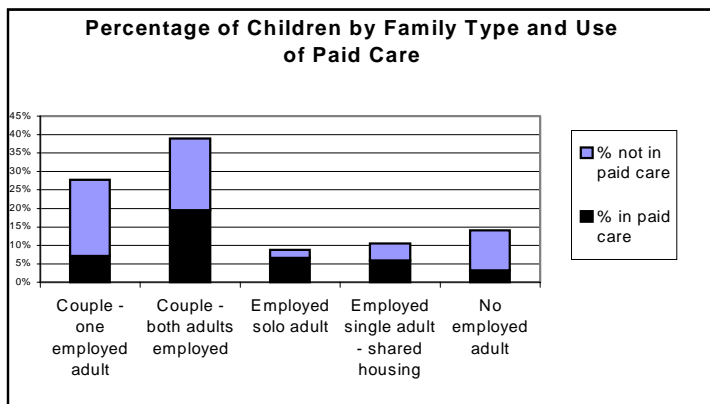
How Many Children Under 13 Live in Multnomah County?¹

In 1998, there were 106,955 children age 0-12 years:

- 42,494 children age 0-4 years
- 40,715 children age 5-9 years
- 23,746 children age 10-12 years

How Many Children Under 13 are in Paid Child Care?²

Use of child care depends on age of children, marital status of parents, and employment status of parents.



- 38% of children are in some form of paid care
- Families use an average of 27 hours of paid care per week
- 59% of children live in households where parents are employed
- 41% of children live in households where a parent is not in the paid workforce

Child Care and Education in Oregon and Its Counties is based on the findings from *Data for Community Planning: 1998 Oregon Population Estimates & Survey Findings*. Complete document can be downloaded from <http://www.lbcc.cc.or.us/familyresources/researchpartner>.

Prepared by Bobbie Weber and Kumiko Okuyama of the Oregon Child Care Research Partnership, Linn-Benton Community College with assistance from Beth Kapsch, graduate student in Human Development and Family Sciences, Oregon State University.

¹ County data generated by the Center for Population Research and Census at Portland State University, and Office of Economic Analysis, Oregon Department of Administrative Services.

² Percentages of children by family type and use of paid care from analysis of Oregon Progress Board's Oregon Population Survey, 1998. Sample size not adequate to calculate use of paid care family type at regional level. Graph combines regional family type estimates and statewide estimates of use of paid care by family type. Estimate for use of paid care is regional estimate.

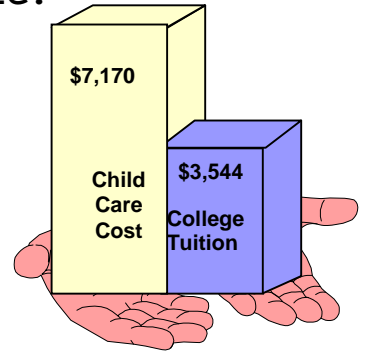
How Much Child Care Do We Have?¹

The following community resources exist for Multnomah County families.

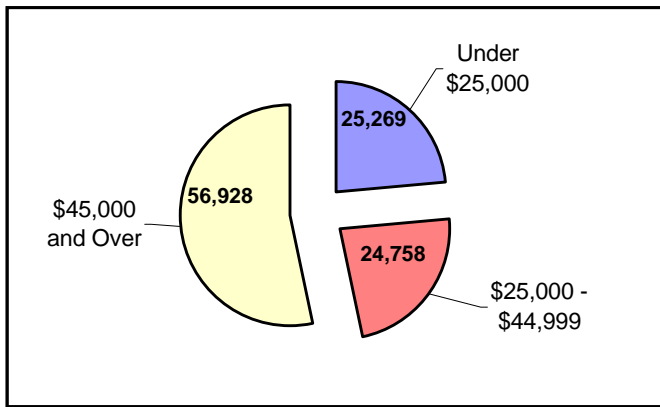
- ❑ 17,045 slots in child care and education centers
- ❑ 9,243 slots in family child care
- ❑ Oregon's goal is to have 25 *visible* slots for every 100 children. Multnomah County has 25 per 100 children.

How Much Does Child Care Cost? Is It Affordable?²

- ❑ Average annual cost of toddler care in child care centers \$7,170
- ❑ Average annual college tuition \$3,544
- ❑ Earnings of a minimum wage worker \$12,000
- ❑ Care of a toddler as a % of minimum wage 60%



Number of Children by Family Income Groupings³



Number of Children Whose Families are Getting Help in Paying for Child Care⁴

- 1,548 children age 3-4 years enrolled in Head Start (49 % of eligible)
- 6,254 children age 0-12 years receiving state assistance with part or all of their child care costs

For Information About Child Care in Multnomah County, Contact:

Metro Child Care Resource and Referral
 1509 SE 122nd Ave.
 Portland, Oregon 97233
 (503) 253-5000, 1-800-695-6988
 Fax: (503) 253-0406; TDD: (503) 252-1332

¹ County data provided by local Child Care Resource and Referral Network (CCR&R) using Child Care Division regulatory and local data. Visible slots refer to care in child care centers and family care homes identified by the local CCR&R.

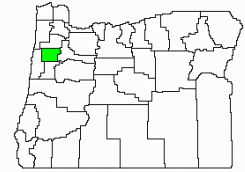
² County-level cost of toddler care provided by local CCR&R. Oregon minimum wage as of January 1998. Average annual tuition for a full-time undergraduate student of Oregon State University, Portland State University, and University of Oregon during the 1998-1999 academic year.

³ Regional estimate from the Oregon Population Survey, 1998.

⁴ Head Start data provided by Head Start Collaboration Project, Oregon Department of Education. Subsidy data provided by Adult and Family Services.

Child Care and Education in Polk County

Child care is slightly more affordable in this county, mostly due to child care providers working to accommodate families with less income. This county is predominantly rural. Some of the towns are very small and child care is limited. It is not uncommon in certain areas for there to only be one to two registered child care providers available to these small cities. As a whole, the county has a reasonable amount of child care.



A Parent's Story as told to their Child Care Resource and Referral

"I'm a parent with one child. I'm currently living in a shelter and I need emergency care so I can attend a court date regarding custody of my daughter"

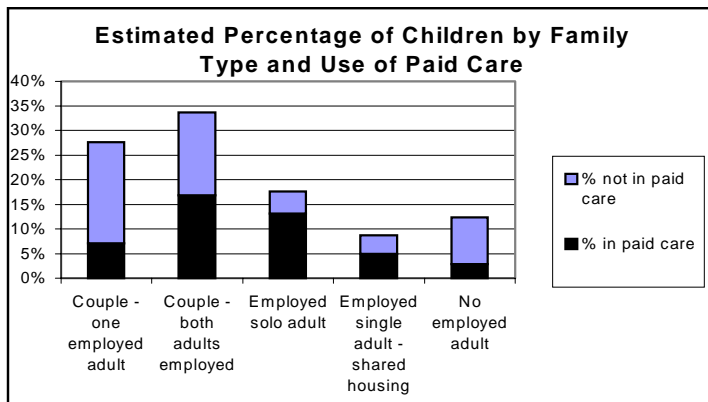
How Many Children Under 13 Live in Polk County?¹

In 1998, there were 10,848 children age 0-12 years:

- 3,852 children age 0-4 years
- 4,250 children age 5-9 years
- 2,746 children age 10-12 years

How Many Children Under 13 are in Paid Child Care?²

Use of child care depends on age of children, marital status of parents, and employment status of parents.



- 38% of children are in some form of paid care
- Families use an average of 25 hours of paid care per week
- 61% of children live in households where parents are employed
- 39% of children live in households where a parent is not in the paid workforce

Child Care and Education in Oregon and Its Counties is based on the findings from *Data for Community Planning: 1998 Oregon Population Estimates & Survey Findings*. Complete document can be downloaded from <http://www.lbcc.cc.or.us/familyresources/researchpartner>.

Prepared by Bobbie Weber and Kumiko Okuyama of the Oregon Child Care Research Partnership, Linn-Benton Community College with assistance from Beth Kapsch, graduate student in Human Development and Family Sciences, Oregon State University.

¹ County data generated by the Center for Population Research and Census at Portland State University, and Office of Economic Analysis, Oregon Department of Administrative Services.

² Percentages of children by family type and use of paid care from analysis of Oregon Progress Board's Oregon Population Survey, 1998. Sample size not adequate to calculate use of paid care family type at regional level. Graph combines regional family type estimates and statewide estimates of use of paid care by family type. Estimate for use of paid care is regional estimate.

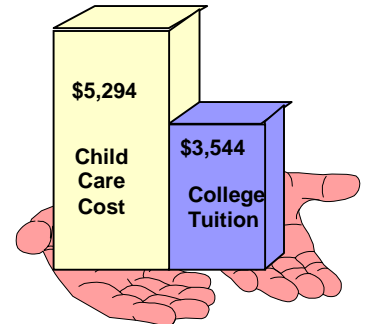
How Much Child Care Do We Have?¹

The following community resources exist for Polk County families.

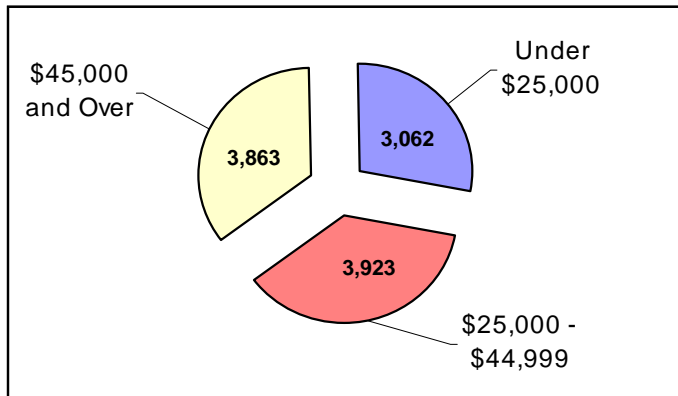
- ❑ 980 slots in child care and education centers
- ❑ 1,405 slots in family child care
- ❑ Oregon's goal is to have 25 *visible* slots for every 100 children. Polk County has 22 per 100 children.

How Much Does Child Care Cost? Is It Affordable?²

- ❑ Average annual cost of toddler care in child care centers \$5,294
- ❑ Average annual college tuition \$3,544
- ❑ Earnings of a minimum wage worker \$12,000
- ❑ Care of a toddler as a % of minimum wage 44%



Number of Children by Family Income Groupings³



Number of Children Whose Families are Getting Help in Paying for Child Care⁴

- 139 children age 3-4 years enrolled in Head Start (42 % of eligible)
- 393 children age 0-12 years receiving state assistance with part or all of their child care costs

For Information About Child Care in Polk County, Contact:

Child Care Information Service
2475 Center St NE
Salem, OR 97301
(503) 585-2491, 1-800-289-5533
Fax: (503) 375-7580
E-mail: ccis@open.org
Web site: <http://www.open.org/ccis>

¹ County data provided by local Child Care Resource and Referral Network (CCR&R) using Child Care Division regulatory and local data. Visible slots refer to care in child care centers and family care homes identified by the local CCR&R.

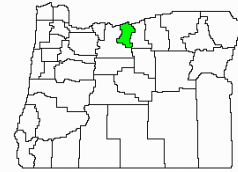
² County-level cost of toddler care provided by local CCR&R. Oregon minimum wage as of January 1998. Average annual tuition for a full-time undergraduate student of Oregon State University, Portland State University, and University of Oregon during the 1998-1999 academic year.

³ Regional estimate from the Oregon Population Survey, 1998.

⁴ Head Start data provided by Head Start Collaboration Project, Oregon Department of Education. Subsidy data provided by Adult and Family Services.

Child Care and Education in Sherman County

Situated in north central Oregon, Sherman County is rural. In some areas of the county registered child care is not available. Child care is slightly more affordable, but children live in families with less income. The following county profile highlights the status of child care and education in Sherman County.



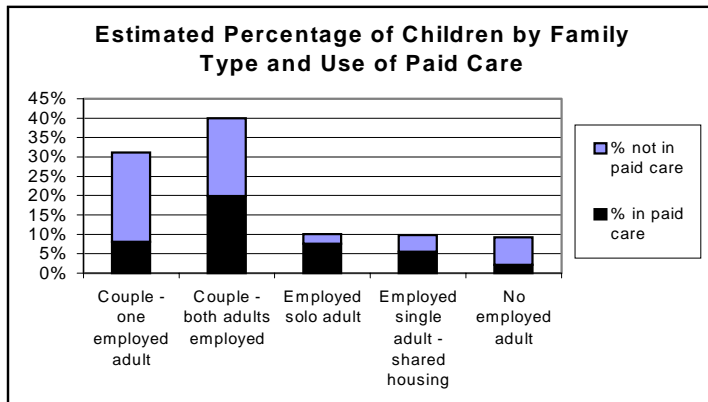
How Many Children Under 13 Live in Sherman County?¹

In 1998, there were 394 children age 0-12 years:

- 122 children age 0-4 years
- 162 children age 5-9 years
- 110 children age 10-12 years

How Many Children Under 13 are in Paid Child Care?²

Use of child care depends on age of children, marital status of parents, and employment status of parents.



- 38% of children are in some form of paid care
- Families use an average of 29 hours of paid care per week
- 60% of children live in households where parents are employed
- 40% of children live in households where a parent is not in the paid workforce

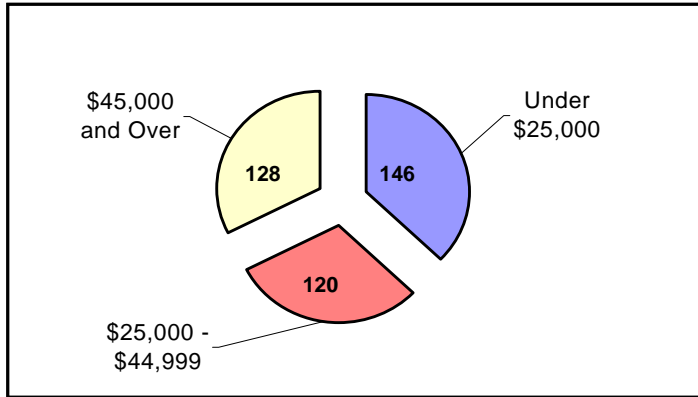
Child Care and Education in Oregon and Its Counties is based on the findings from *Data for Community Planning: 1998 Oregon Population Estimates & Survey Findings*. Complete document can be downloaded from <http://www.lbcc.cc.or.us/familyresources/researchpartner>.

Prepared by Bobbie Weber and Kumiko Okuyama of the Oregon Child Care Research Partnership, Linn-Benton Community College with assistance from Beth Kapsch, graduate student in Human Development and Family Sciences, Oregon State University.

¹ County data generated by the Center for Population Research and Census at Portland State University, and Office of Economic Analysis, Oregon Department of Administrative Services.

² Percentages of children by family type and use of paid care from analysis of Oregon Progress Board's Oregon Population Survey, 1998. Sample size not adequate to calculate use of paid care family type at regional level. Graph combines regional family type estimates and statewide estimates of use of paid care by family type. Estimate for use of paid care is regional estimate.

How Much Does Child Care Cost? Is It Affordable?³
Number of Children by Family Income Groupings⁴



Number of Children Whose Families are Getting Help in Paying for Child Care⁵

- 9 children age 3-4 years enrolled in Head Start (93 % of eligible)
- 11 children age 0-12 years receiving state assistance with part or all of their child care costs

For Information About Child Care in Sherman County, Contact:

Kids First Resource & Referral
PO Box 191
Rufus OR 97050
(541) 739-2131; 1-888-227-8262
Fax: (541)739-2431

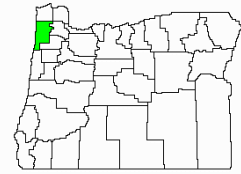
³ County-level cost of toddler care provided by local CCR&R. Oregon minimum wage as of January 1998. Average annual tuition for a full-time undergraduate student of Oregon State University, Portland State University, and University of Oregon during the 1998-1999 academic year.

⁴ Regional estimate from the Oregon Population Survey, 1998.

⁵ Head Start data provided by Head Start Collaboration Project, Oregon Department of Education. Subsidy data provided by Adult and Family Services.

Child Care and Education in Tillamook County

Tillamook is jokingly known for "cheese, trees and mud up to your knees". This county is situated on the beautiful northern coast of Oregon. The word Tillamook means "land of many waters", and Tillamook County boasts of the pristine beauty of several rivers as well as a ruggedly beautiful coast line. It is a rural area with a population of just over 24,000. There is a shortage of training opportunities in childhood care and education in Tillamook County, making it difficult to attract and retain quality child care providers. The income levels are low and the cost of living is high. Unfortunately, the going rates for child care are some of the lowest in the state of Oregon.



A Parent's Story as told to their Child Care Resource and Referral
"I'm a single father with a 6 year old son with Downs Syndrome. I'm self-employed and work out of my home. I only need care for in-service days, school holidays and occasionally for emergencies. We live about 5 miles from town and unfortunately don't have any transportation so I need someone who can provide transportation."

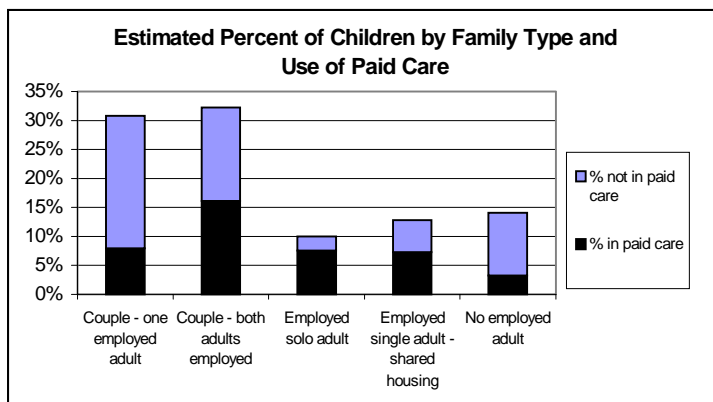
How Many Children Under 13 Live in Tillamook County?¹

In 1998, there were 3,771 children age 0-12 years:

- 1,307 children age 0-4 years
- 1,472 children age 5-9 years
- 992 children age 10-12 years

How Many Children Under 13 are in Paid Child Care?²

Use of child care depends on age of children, marital status of parents, and employment status of parents.



- 36% of children are in some form of paid care
- Families use an average of 20 hours of paid care per week
- 55% of children live in households where parents are employed
- 45% of children live in households where a parent is not in the paid workforce

Child Care and Education in Oregon and Its Counties is based on the findings from *Data for Community Planning: 1998 Oregon Population Estimates & Survey Findings*. Complete document can be downloaded from <http://www.lbcc.cc.or.us/familyresources/researchpartner>.

Prepared by Bobbie Weber and Kumiko Okuyama of the Oregon Child Care Research Partnership, Linn-Benton Community College with assistance from Beth Kapsch, graduate student in Human Development and Family Sciences, Oregon State University.

¹ County data generated by the Center for Population Research and Census at Portland State University, and Office of Economic Analysis, Oregon Department of Administrative Services.

² Percentages of children by family type and use of paid care from analysis of Oregon Progress Board's Oregon Population Survey, 1998. Sample size not adequate to calculate use of paid care family type at regional level. Graph combines regional family type estimates and statewide estimates of use of paid care by family type. Estimate for use of paid care is regional estimate.

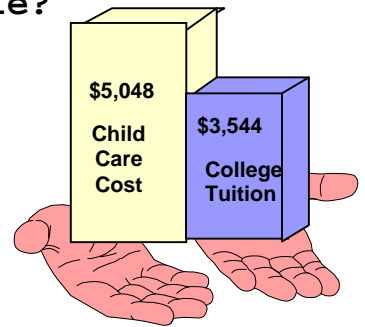
How Much Child Care Do We Have?³

The following community resources exist for Tillamook County families.

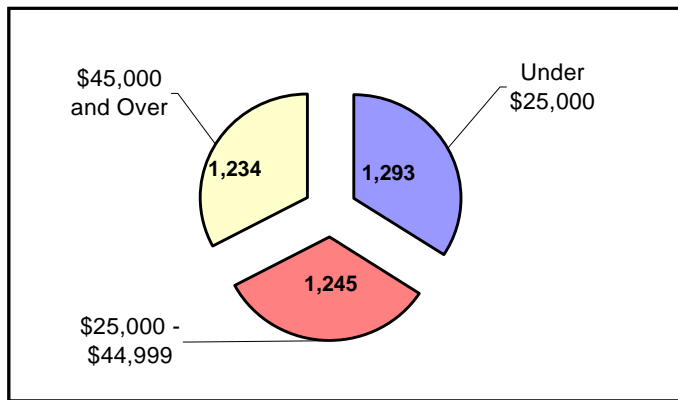
- ❑ 210 slots in child care and education centers
- ❑ 608 slots in family child care
- ❑ Oregon's goal is to have 25 *visible* slots for every 100 children. Tillamook County has 22 per 100 children.

How Much Does Child Care Cost? Is It Affordable?⁴

- ❑ Average annual cost of toddler care in child care centers \$5,048
- ❑ Average annual college tuition \$3,544
- ❑ Earnings of a minimum wage worker \$12,000
- ❑ Care of a toddler as a % of minimum wage 42%



Number of Children by Family Income Groupings⁵



Number of Children Whose Families are Getting Help in Paying for Child Care⁶

- 73 children age 3-4 years enrolled in Head Start (41 % of eligible)
- 202 children age 0-12 years receiving state assistance with part or all of their child care costs

For Information About Child Care in Tillamook County, Contact:

Caring Options
 2211 11th Street
 Tillamook, Oregon 97141
 (503) 842-5261 Fax: (503) 842-5821
 E-mail: CCR&RofTillamook@oregoncoast.com

³ County data provided by local Child Care Resource and Referral Network (CCR&R) using Child Care Division regulatory and local data. Visible slots refer to care in child care centers and family care homes identified by the local CCR&R.

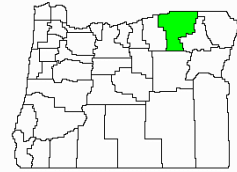
⁴ County-level cost of toddler care provided by local CCR&R. Oregon minimum wage as of January 1998. Average annual tuition for a full-time undergraduate student of Oregon State University, Portland State University, and University of Oregon during the 1998-1999 academic year.

⁵ Regional estimate from the Oregon Population Survey, 1998.

⁶ Head Start data provided by Head Start Collaboration Project, Oregon Department of Education. Subsidy data provided by Adult and Family Services.

Child Care and Education in Umatilla County

Umatilla County, situated in rural eastern Oregon, is continuing to experience tremendous growth in industry, services and residential housing. As the workforce population continues to grow in these counties, so does the need for quality child care.



A Parent's Story as told to their Child Care Resource and Referral

"I have called the CCR&R on several occasions. I find getting accurate referrals is so nice. Knowing that the staff can tell you what training a provider has had is very helpful, and you can always call back for more referrals."

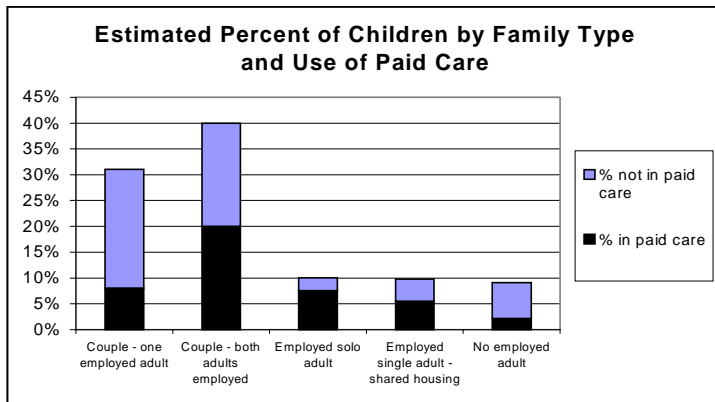
How Many Children Under 13 Live in Umatilla County?¹

In 1998, there were 13,022 children age 0-12 years:

- 4,745 children age 0-4 years
- 5,147 children age 5-9 years
- 3,130 children age 10-12 years

How Many Children Under 13 are in Paid Child Care?²

Use of child care depends on age of children, marital status of parents, and employment status of parents.



- 38% of children are in some form of paid care
- Families use an average of 29 hours of paid care per week
- 60% of children live in households where parents are employed
- 40% of children live in households where a parent is not in the paid workforce

Child Care and Education in Oregon and Its Counties is based on the findings from *Data for Community Planning: 1998 Oregon Population Estimates & Survey Findings*. Complete document can be downloaded from <http://www.lbcc.cc.or.us/familyresources/researchpartner>.

Prepared by Bobbie Weber and Kumiko Okuyama of the Oregon Child Care Research Partnership, Linn-Benton Community College with assistance from Beth Kapsch, graduate student in Human Development and Family Sciences, Oregon State University.

¹ County data generated by the Center for Population Research and Census at Portland State University, and Office of Economic Analysis, Oregon Department of Administrative Services.

² Percentages of children by family type and use of paid care from analysis of Oregon Progress Board's Oregon Population Survey, 1998. Sample size not adequate to calculate use of paid care family type at regional level. Graph combines regional family type estimates and statewide estimates of use of paid care by family type. Estimate for use of paid care is regional estimate.

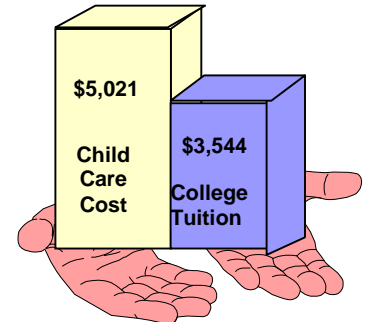
How Much Child Care Do We Have?¹

The following community resources exist for Umatilla County families.

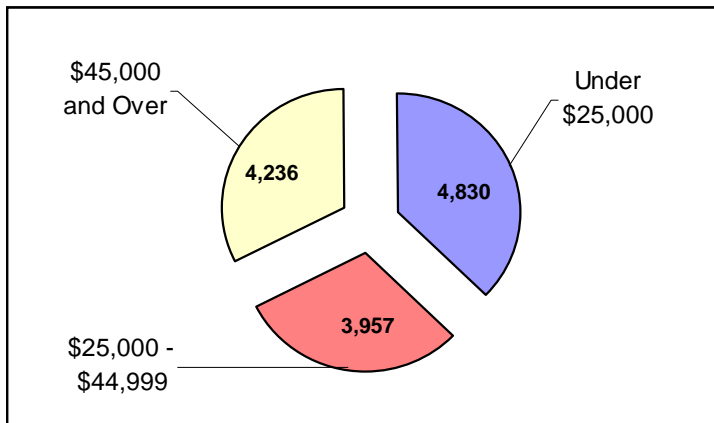
- ❑ 1,148 slots in child care and education centers
- ❑ 1,036 slots in family child care
- ❑ Oregon's goal is to have 25 *visible* slots for every 100 children. Umatilla County has 17 per 100 children.

How Much Does Child Care Cost? Is It Affordable?²

- ❑ Average annual cost of toddler care in child care centers \$5,021
- ❑ Average annual college tuition \$3,544
- ❑ Earnings of a minimum wage worker \$12,000
- ❑ Care of a toddler as a % of minimum wage 42%



Number of Children by Family Income Groupings³



Number of Children Whose Families are Getting Help in Paying for Child Care⁴

- 349 children age 3-4 years enrolled in Head Start (65 % of eligible)
- 543 children age 0-12 years receiving state assistance with part or all of their child care costs

For Information About Child Care in Umatilla County, Contact:

Head Start
721 SE 3rd Street
Pendleton, Oregon 97801
(541) 278-0770, 1-800-559-5878
Fax: (541) 276-5779
E-mail:shalvers@umchs.org

¹ County data provided by local Child Care Resource and Referral Network (CCR&R) using Child Care Division regulatory and local data. Visible slots refer to care in child care centers and family care homes identified by the local CCR&R.

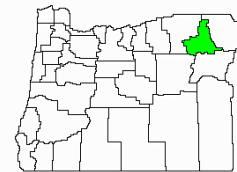
² County-level cost of toddler care provided by local CCR&R. Oregon minimum wage as of January 1998. Average annual tuition for a full-time undergraduate student of Oregon State University, Portland State University, and University of Oregon during the 1998-1999 academic year.

³ Regional estimate from the Oregon Population Survey, 1998.

⁴ Head Start data provided by Head Start Collaboration Project, Oregon Department of Education. Subsidy data provided by Adult and Family Services.

Child Care and Education in Union County

Situated in northeastern Oregon, Union County has a several rural communities that are closely linked geographically and economically. Child care rates are lower, but children live in families with less income. Most of the paid child care is part-time. Most of the child care is done in family child care or regulation-exempt care. The following county profile highlights the statistics of child care in Union County in 1998.



A Parent's Story as told to their Child Care Resource and Referral
"I am a parent of three children, two teen-aged boys, and a nine-year-old daughter ... When my children were preschoolers, their great-grandmother was able to care for them. When they began school, my children attended a center that provided transportation from school to the daycare program. My children attended that center until it had to close due to lack of enrollment and funds ... At this time, my nine-year-old daughter was the only child needing child care ... I found another child care provider who was everything a parent would want a provider to be ... Unfortunately, she was unable to sustain her income in child care and took a full-time job in the community ... I am still looking for child care for my daughter. The greatest barrier is transportation ... For now, my daughter's grandfather is watching her after school, but he is unable to do so long term."

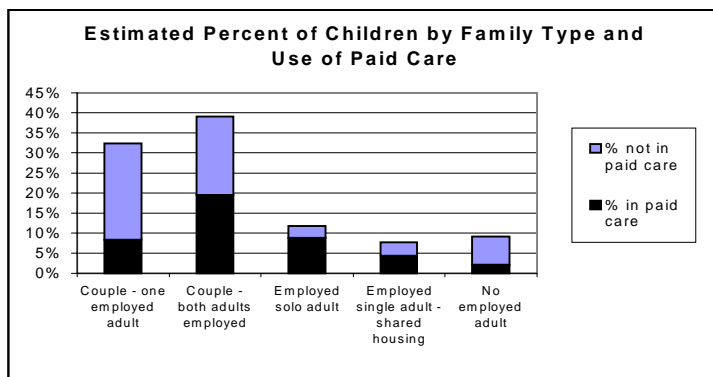
How Many Children Under 13 Live in Union County?¹

In 1998, there were 4,439 children age 0-12 years:

- 1,528 children age 0-4 years
- 1,722 children age 5-9 years
- 1,189 children age 10-12 years

How Many Children Under 13 are in Paid Child Care?²

Use of child care depends on age of children, marital status of parents, and employment status of parents.



- 39% of children are in some form of paid care
- Families use an average of 25 hours of paid care per week
- 59% of children live in households where parents are employed
- 41% of children live in households where a parent is not in the paid workforce

Child Care and Education in Oregon and Its Counties is based on the findings from *Data for Community Planning: 1998 Oregon Population Estimates & Survey Findings*. Complete document can be downloaded from <http://www.lbcc.cc.or.us/familyresources/researchpartner>.

Prepared by Bobbie Weber and Kumiko Okuyama of the Oregon Child Care Research Partnership, Linn-Benton Community College with assistance from Beth Kapsch, graduate student in Human Development and Family Sciences, Oregon State University.

¹ County data generated by the Center for Population Research and Census at Portland State University, and Office of Economic Analysis, Oregon Department of Administrative Services.

² Percentages of children by family type and use of paid care from analysis of Oregon Progress Board's Oregon Population Survey, 1998. Sample size not adequate to calculate use of paid care family type at regional level. Graph combines regional family type estimates and statewide estimates of use of paid care by family type. Estimate for use of paid care is regional estimate.


How Much Child Care Do We Have?³

The following community resources exist for Union County families.

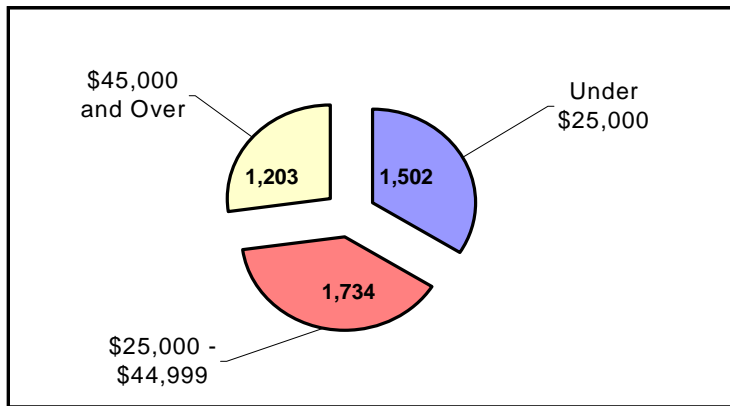
- ❑ 100 slots in child care and education centers
- ❑ 718 slots in family child care
- ❑ Oregon's goal is to have 25 *visible* slots for every 100 children. Union County has 18 per 100 children.

How Much Does Child Care Cost? Is It Affordable?⁴

- ❑ Average annual cost of toddler care in child care centers \$4,590
- ❑ Average annual college tuition \$3,544
- ❑ Earnings of a minimum wage worker \$12,000
- ❑ Care of a toddler as a % of minimum wage 38%



Number of Children by Family Income Groupings⁵



Number of Children Whose Families are Getting Help in Paying for Child Care⁶

- 74 children age 3-4 years enrolled in Head Start (43 % of eligible)
- 210 children age 0-12 years receiving state assistance with part or all of their child care costs

For Information About Child Care in Union County, Contact:

Child Care Resource & Referral
 PO Box 2979
 1916 Island Avenue
 La Grande, Oregon 97850
 (541) 963-7942, 1-800-956-0324
 Fax: (541) 963-8458
 E-mail: johnj@tecteam.org

³ County data provided by local Child Care Resource and Referral Network (CCR&R) using Child Care Division regulatory and local data. Visible slots refer to care in child care centers and family care homes identified by the local CCR&R.

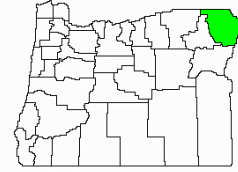
⁴ County-level cost of toddler care provided by local CCR&R. Oregon minimum wage as of January 1998. Average annual tuition for a full-time undergraduate student of Oregon State University, Portland State University, and University of Oregon during the 1998-1999 academic year.

⁵ Regional estimate from the Oregon Population Survey, 1998.

⁶ Head Start data provided by Head Start Collaboration Project, Oregon Department of Education. Subsidy data provided by Adult and Family Services.

Child Care and Education in Wallowa County

Situated in the northeast corner of Oregon, Wallowa County is composed of small rural communities that struggle economically. Child care rates are lower, but children live in families with less income. Most of the paid child care is part time. Child care is done in family child care or regulation-exempt care, as there are no centers.



A Parent's Story as told to their Child Care Resource and Referral

"I work part-time. I like my child care provider, but I am trying to decide whether or not to continue on at my job. A large percentage of my paycheck goes to my child care provider, although she tells me that this county has one of the lowest compensation rates in the state."

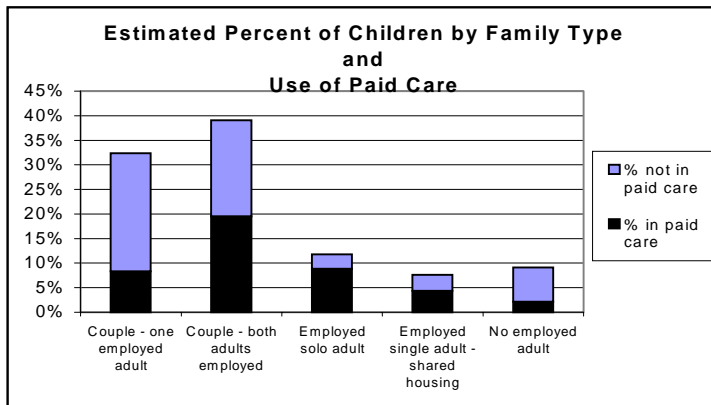
How Many Children Under 13 Live in Wallowa County?¹

In 1998, there were 1,313 children age 0-12 years:

- 400 children age 0-4 years
- 552 children age 5-9 years
- 361 children age 10-12 years

How Many Children Under 13 are in Paid Child Care?²

Use of child care depends on age of children, marital status of parents, and employment status of parents.



- 39% of children are in some form of paid care
- Families use an average of 25 hours of paid care per week
- 59% of children live in households where parents are employed
- 41% of children live in households where a parent is not in the paid workforce

Child Care and Education in Oregon and Its Counties is based on the findings from *Data for Community Planning: 1998 Oregon Population Estimates & Survey Findings*. Complete document can be downloaded from <http://www.lbcc.cc.or.us/familyresources/researchpartner>.

Prepared by Bobbie Weber and Kumiko Okuyama of the Oregon Child Care Research Partnership, Linn-Benton Community College with assistance from Beth Kapsch, graduate student in Human Development and Family Sciences, Oregon State University.

¹ County data generated by the Center for Population Research and Census at Portland State University, and Office of Economic Analysis, Oregon Department of Administrative Services.

² Percentages of children by family type and use of paid care from analysis of Oregon Progress Board's Oregon Population Survey, 1998. Sample size not adequate to calculate use of paid care family type at regional level. Graph combines regional family type estimates and statewide estimates of use of paid care by family type. Estimate for use of paid care is regional estimate.

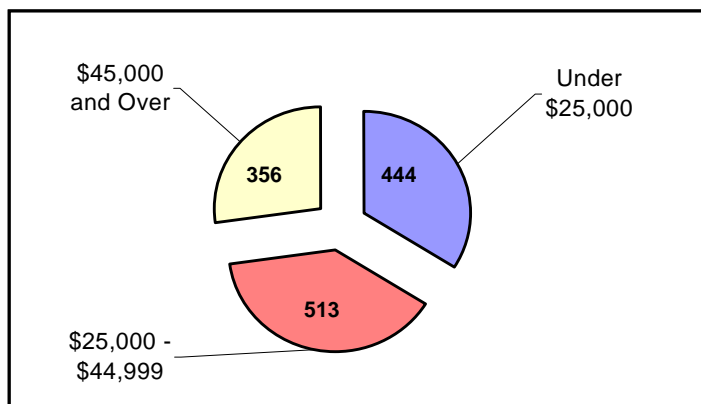
How Much Child Care Do We Have?³

The following community resources exist for Wallowa County families.

- 146 slots in family child care
- Oregon's goal is to have 25 *visible* slots for every 100 children. Wallowa County has 11 per 100 children.

How Much Does Child Care Cost? Is It Affordable?⁴

Number of Children by Family Income Groupings⁵



Number of Children Whose Families are Getting Help in Paying for Child Care⁶

- 26 children age 3-4 years enrolled in Head Start (64 % of eligible)
- 29 children age 0-12 years receiving state assistance with part or all of their child care costs

For Information About Child Care in Wallowa County, Contact:

Child Care Resource & Referral
PO Box 85
Enterprise, Oregon 97828
(541) 426-4612
Fax: (541) 426-3140

³ County data provided by local Child Care Resource and Referral Network (CCR&R) using Child Care Division regulatory and local data. Visible slots refer to care in child care centers and family care homes identified by the local CCR&R.

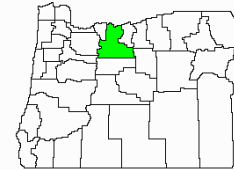
⁴ County-level cost of toddler care provided by local CCR&R. Oregon minimum wage as of January 1998. Average annual tuition for a full-time undergraduate student of Oregon State University, Portland State University, and University of Oregon during the 1998-1999 academic year.

⁵ Regional estimate from the Oregon Population Survey, 1998.

⁶ Head Start data provided by Head Start Collaboration Project, Oregon Department of Education. Subsidy data provided by Adult and Family Services.

Child Care and Education in Wasco County

Located in north central Oregon, Wasco County borders the Columbia River at the western end of the Columbia Basin. Besides agriculture, other industries are power generation from two local dams and aluminum production. Three fourths of the people live in or near the city of The Dalles, thus drawing south county residents for work, shopping, and child care. Options for child care are limited. Family child care homes and informal care with relatives and friends dominate parental choice partially because there is no public child care center. With more service industry jobs, affordability for available child care is an increasing issue for many families in this county.



A Parent's Story as told to their Child Care Resource and Referral
"I have two children under 24 months. I walk to work at 5 a.m. and need child care from someone on the way. I have to work, or I'll lose my benefits from AFS. With help from R & R I found two providers with an opening at that hour. It's not ideal because I have to separate the boys, but at least I can keep my job."

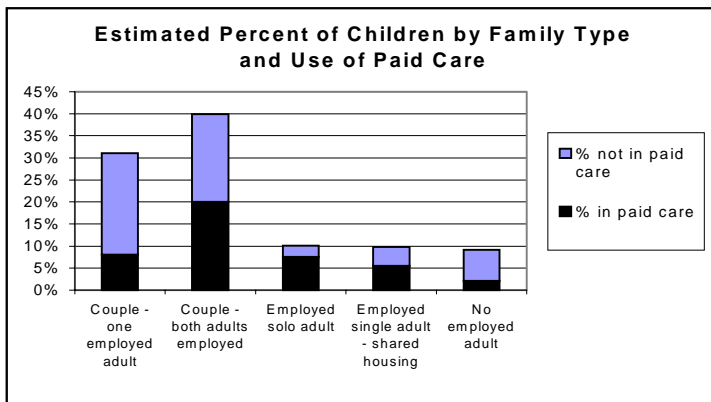
How Many Children Under 13 Live in Wasco County?¹

In 1998, there were 4,145 children age 0-12 years:

- 1,507 children age 0-4 years
- 1,586 children age 5-9 years
- 1,052 children age 10-12 years

How Many Children Under 13 are in Paid Child Care?²

Use of child care depends on age of children, marital status of parents, and employment status of parents.



- 38% of children are in some form of paid care
- Families use an average of 29 hours of paid care per week
- 60% of children live in households where parents are employed
- 40% of children live in households where a parent is not in the paid workforce

Child Care and Education in Oregon and Its Counties is based on the findings from *Data for Community Planning: 1998 Oregon Population Estimates & Survey Findings*. Complete document can be downloaded from <http://www.lbcc.cc.or.us/familyresources/researchpartner>.

Prepared by Bobbie Weber and Kumiko Okuyama of the Oregon Child Care Research Partnership, Linn-Benton Community College with assistance from Beth Kapsch, graduate student in Human Development and Family Sciences, Oregon State University.

¹ County data generated by the Center for Population Research and Census at Portland State University, and Office of Economic Analysis, Oregon Department of Administrative Services.

² Percentages of children by family type and use of paid care from analysis of Oregon Progress Board's Oregon Population Survey, 1998. Sample size not adequate to calculate use of paid care family type at regional level. Graph combines regional family type estimates and statewide estimates of use of paid care by family type. Estimate for use of paid care is regional estimate.

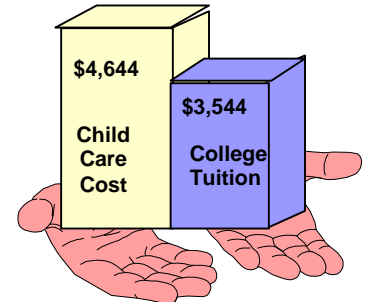
How Much Child Care Do We Have?¹

The following community resources exist for Wasco County families.

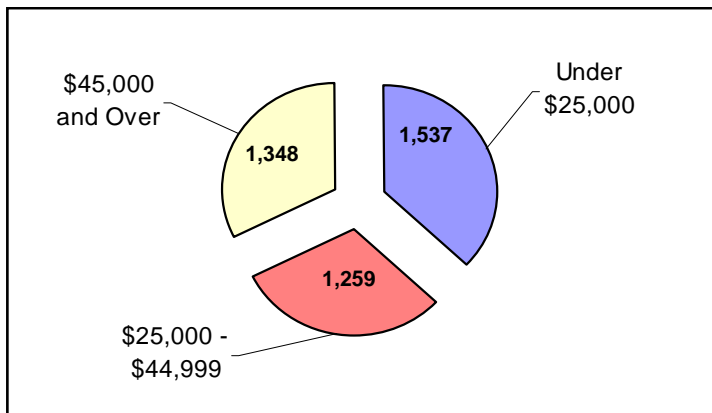
- ❑ 228 slots in child care and education centers
- ❑ 288 slots in family child care
- ❑ Oregon's goal is to have 25 *visible* slots for every 100 children. Wasco County has 12 per 100 children.

How Much Does Child Care Cost? Is It Affordable?²

- ❑ Average annual cost of toddler care in child care centers \$4,644
- ❑ Average annual college tuition \$3,544
- ❑ Earnings of a minimum wage worker \$12,000
- ❑ Care of a toddler as a % of minimum wage 39%



Number of Children by Family Income Groupings³



Number of Children Whose Families are Getting Help in Paying for Child Care⁴

- 83 children age 3-4 years enrolled in Head Start (48 % of eligible)
- 159 children age 0-12 years receiving state assistance with part or all of their child care costs

For Information About Child Care in Wasco County, Contact:

Child Care Partners
Columbia Gorge Community College
400 East Scenic Drive
The Dalles, Oregon 97058
(541) 298-3107; 1-800-755-1143 (Mon.-Thurs.); (541)386-6300 ext.17(Fri.)
Fax: (541) 298-3104

¹ County data provided by local Child Care Resource and Referral Network (CCR&R) using Child Care Division regulatory and local data. Visible slots refer to care in child care centers and family care homes identified by the local CCR&R.

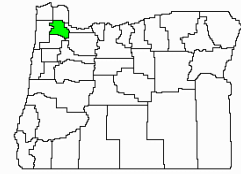
² County-level cost of toddler care provided by local CCR&R. Oregon minimum wage as of January 1998. Average annual tuition for a full-time undergraduate student of Oregon State University, Portland State University, and University of Oregon during the 1998-1999 academic year.

³ Regional estimate from the Oregon Population Survey, 1998.

⁴ Head Start data provided by Head Start Collaboration Project, Oregon Department of Education. Subsidy data provided by Adult and Family Services.

Child Care and Education in Washington County

In Washington County, although the numbers of child care slots per 100 are close to the benchmark number, there is a need to ensure that the identified child care providers are able to provide quality services. Therefore, emphasis needs to be placed on developing greater training and technical assistance and support for providers. Also, the number of child care slots per 100 are not distributed evenly throughout the county. In some parts of the county there are a larger number of slots per child, whereas in other parts of the county child care opportunities are scarce. In part, this can be attributed to the urban/rural nature of the county which impacts the availability of resources.



A Parent's Story as told to their Child Care Resource and Referral
"I am a single father of a four- and five-year-old. My wife had recently passed away and I am returning to work and looking for child care for my children. I had certain standards for child care in mind, such as a structured environment and a small group setting in which my children can have a smooth transition to the new family routine. But I did not know what to look for and what questions to ask providers. The CCR&R was very helpful in those aspects."

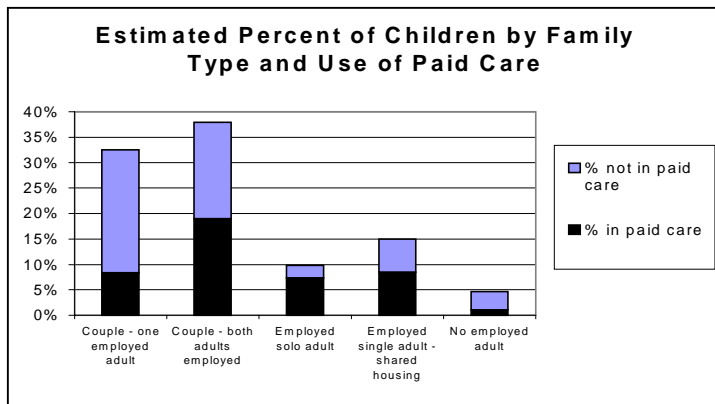
How Many Children Under 13 Live in Washington County?¹

In 1998, there were 76,227 children age 0-12 years:

- 29,961 children age 0-4 years
- 29,237 children age 5-9 years
- 17,029 children age 10-12 years

How Many Children Under 13 are in Paid Child Care?²

Use of child care depends on age of children, marital status of parents, and employment status of parents.



- 43% of children are in some form of paid care
- Families use an average of 30 hours of paid care per week
- 63% of children live in households where parents are employed
- 37% of children live in households where a parent is not in the paid workforce

Child Care and Education in Oregon and Its Counties is based on the findings from *Data for Community Planning: 1998 Oregon Population Estimates & Survey Findings*. Complete document can be downloaded from <http://www.lbcc.cc.or.us/familyresources/researchpartner>.

Prepared by Bobbie Weber and Kumiko Okuyama of the Oregon Child Care Research Partnership, Linn-Benton Community College with assistance from Beth Kapsch, graduate student in Human Development and Family Sciences, Oregon State University.

¹ County data generated by the Center for Population Research and Census at Portland State University, and Office of Economic Analysis, Oregon Department of Administrative Services.

² Percentages of children by family type and use of paid care from analysis of Oregon Progress Board's Oregon Population Survey, 1998. Sample size not adequate to calculate use of paid care family type at regional level. Graph combines regional family type estimates and statewide estimates of use of paid care by family type. Estimate for use of paid care is regional estimate.

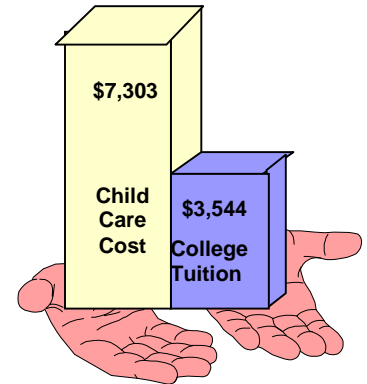
How Much Child Care Do We Have?³

The following community resources exist for Washington County families.

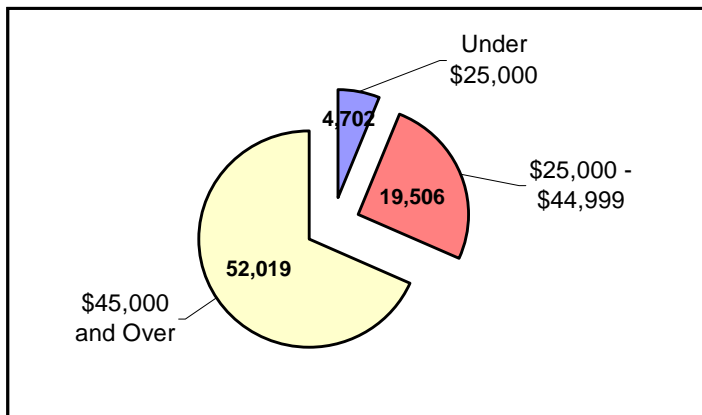
- ❑ 11,004 slots in child care and education centers
- ❑ 5,916 slots in family child care
- ❑ Oregon's goal is to have 25 *visible* slots for every 100 children. Washington County has 22 per 100 children.

How Much Does Child Care Cost? Is It Affordable?⁴

- ❑ Average annual cost of toddler care in child care centers \$7,303
- ❑ Average annual college tuition \$3,544
- ❑ Earnings of a minimum wage worker \$12,000
- ❑ Care of a toddler as a % of minimum wage 61%



Number of Children by Family Income Groupings⁵



Number of Children Whose Families are Getting Help in Paying for Child Care⁶

- 505 children age 3-4 years enrolled in Head Start (45 % of eligible)
- 1,662 children age 0-12 years receiving state assistance with part or all of their child care costs

For Information About Child Care in Washington County, Contact:

Metro Child Care Resource and Referral
 1509 SE 122nd Ave.
 Portland, Oregon 97233
 (503) 253-5000, 1-800-695-6988
 Fax: (503) 253-0406 TDD: (503) 252-1332

³ County data provided by local Child Care Resource and Referral Network (CCR&R) using Child Care Division regulatory and local data. Visible slots refer to care in child care centers and family care homes identified by the local CCR&R.

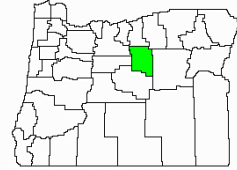
⁴ County-level cost of toddler care provided by local CCR&R. Oregon minimum wage as of January 1998. Average annual tuition for a full-time undergraduate student of Oregon State University, Portland State University, and University of Oregon during the 1998-1999 academic year.

⁵ Regional estimate from the Oregon Population Survey, 1998.

⁶ Head Start data provided by Head Start Collaboration Project, Oregon Department of Education. Subsidy data provided by Adult and Family Services.

Child Care and Education in Wheeler County

Situated in Central Oregon, Wheeler County is rural. The pockets of population have distances of up to one hour between them. Registered child care is not available in parts of Wheeler County. Child care is more affordable but children live in families with less income. The following county profile highlights the status of child care and education in Wheeler County.



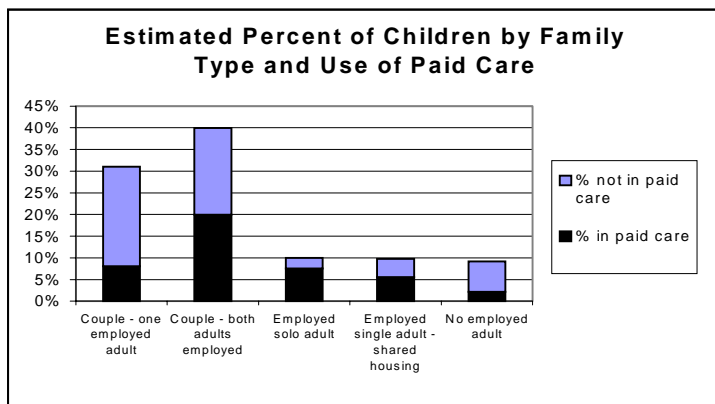
How Many Children Under 13 Live in Wheeler County?¹

In 1998, there were 250 children age 0-12 years:

- 81 children age 0-4 years
- 99 children age 5-9 years
- 70 children age 10-12 years

How Many Children Under 13 are in Paid Child Care?²

Use of child care depends on age of children, marital status of parents, and employment status of parents.



- 38% of children are in some form of paid care
- Families use an average of 29 hours of paid care per week
- 60% of children live in households where parents are employed
- 40% of children live in households where a parent is not in the paid workforce

Child Care and Education in Oregon and Its Counties is based on the findings from *Data for Community Planning: 1998 Oregon Population Estimates & Survey Findings*. Complete document can be downloaded from <http://www.lbcc.cc.or.us/familyresources/researchpartner>.

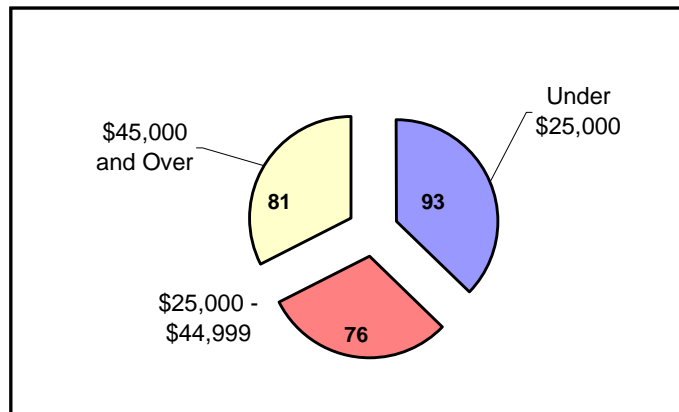
Prepared by Bobbie Weber and Kumiko Okuyama of the Oregon Child Care Research Partnership, Linn-Benton Community College with assistance from Beth Kapsch, graduate student in Human Development and Family Sciences, Oregon State University.

¹ County data generated by the Center for Population Research and Census at Portland State University, and Office of Economic Analysis, Oregon Department of Administrative Services.

² Percentages of children by family type and use of paid care from analysis of Oregon Progress Board's Oregon Population Survey, 1998. Sample size not adequate to calculate use of paid care family type at regional level. Graph combines regional family type estimates and statewide estimates of use of paid care by family type. Estimate for use of paid care is regional estimate.

How Much Does Child Care Cost? Is It Affordable?³

Number of Children by Family Income Groupings⁴



Number of Children Whose Families are Getting Help in Paying for Child Care⁵

- 10 children age 3-4 years enrolled in Head Start (90 % of eligible)
- 11 children age 0-12 years receiving state assistance with part or all of their child care costs

For Information About Child Care in Wheeler County, Contact:

Kids First Resource & Referral
PO Box 191
Rufus OR 97050
(541) 739-2131; 1-888-227-8262
Fax: (541)739-2431

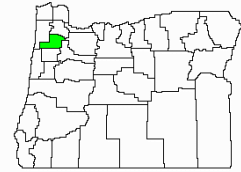
³ County-level cost of toddler care provided by local CCR&R. Oregon minimum wage as of January 1998. Average annual tuition for a full-time undergraduate student of Oregon State University, Portland State University, and University of Oregon during the 1998-1999 academic year.

⁴ Regional estimate from the Oregon Population Survey, 1998.

⁵ Head Start data provided by Head Start Collaboration Project, Oregon Department of Education. Subsidy data provided by Adult and Family Services.

Child Care and Education in Yamhill County

In Yamhill County, there is less child care available to the families. In addition, odd hour care beyond the 8:00 a.m. - 5:00 p.m. range is limited. Agricultural employment is abundant in this county; it is in either grass seed or vineyards that most of this work is available.



A Parent's Story as told to their Child Care Resource and Referral

"I am currently the guardian for my 18 month old niece while my sister is serving in the Navy. I know nothing about child care and need a child care provider who would be willing to help me understand the needs of my niece."

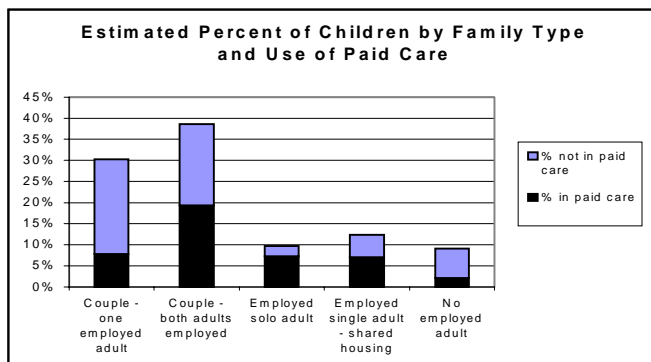
How Many Children Under 13 Live in Yamhill County?¹

In 1998, there were 16,205 children age 0-12 years:

- 5,660 children age 0-4 years
- 6,555 children age 5-9 years
- 3,990 children age 10-12 years

How Many Children Under 13 are in Paid Child Care?²

Use of child care depends on age of children, marital status of parents, and employment status of parents.



- 37% of children are in some form of paid care
- Families use an average of 26 hours of paid care per week
- 61% of children live in households where parents are employed
- 39% of children live in households where a parent is not in the paid workforce

Child Care and Education in Oregon and Its Counties is based on the findings from *Data for Community Planning: 1998 Oregon Population Estimates & Survey Findings*. Complete document can be downloaded from <http://www.lbcc.cc.or.us/familyresources/researchpartner>.

Prepared by Bobbie Weber and Kumiko Okuyama of the Oregon Child Care Research Partnership, Linn-Benton Community College with assistance from Beth Kapsch, graduate student in Human Development and Family Sciences, Oregon State University.

¹ County data generated by the Center for Population Research and Census at Portland State University, and Office of Economic Analysis, Oregon Department of Administrative Services.

² Percentages of children by family type and use of paid care from analysis of Oregon Progress Board's Oregon Population Survey, 1998. Sample size not adequate to calculate use of paid care family type at regional level. Graph combines regional family type estimates and statewide estimates of use of paid care by family type. Estimate for use of paid care is regional estimate.

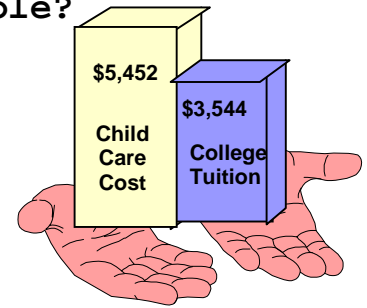
How Much Child Care Do We Have?³

The following community resources exist for Yamhill County families.

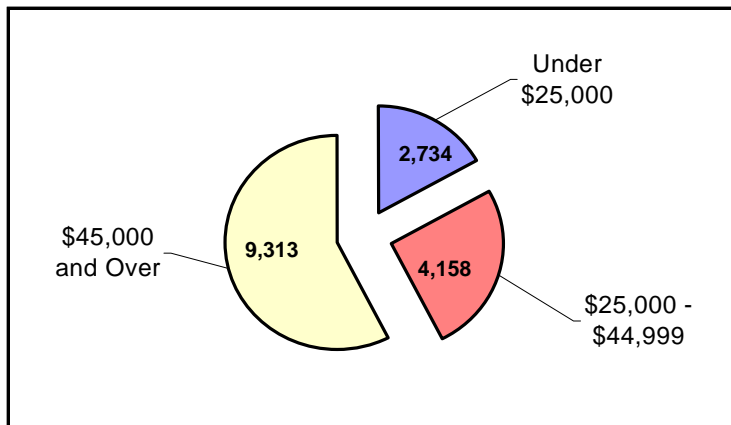
- ❑ 1,017 slots in child care and education centers
- ❑ 2,012 slots in family child care
- ❑ Oregon's goal is to have 25 *visible* slots for every 100 children. Yamhill County has 19 per 100 children.

How Much Does Child Care Cost? Is It Affordable?⁴

- ❑ Average annual cost of toddler care in child care centers \$5,452
- ❑ Average annual college tuition \$3,544
- ❑ Earnings of a minimum wage worker \$12,000
- ❑ Care of a toddler as a % of minimum wage 45%



Number of Children by Family Income Groupings⁵



Number of Children Whose Families are Getting Help in Paying for Child Care⁶

- 179 children age 3-4 years enrolled in Head Start (40 % of eligible)
- 528 children age 0-12 years receiving state assistance with part or all of their child care costs

For Information About Child Care in Yamhill County, Contact:

Child Care Information Service
 2475 Center St NE
 Salem, OR 97301
 (503) 585-2491, 1-800-289-5533
 Fax: (503) 375-7580
 E-mail: ccis@open.org
 Web site: <http://www.open.org/ccis>

³ County data provided by local Child Care Resource and Referral Network (CCR&R) using Child Care Division regulatory and local data. Visible slots refer to care in child care centers and family care homes identified by the local CCR&R.

⁴ County-level cost of toddler care provided by local CCR&R. Oregon minimum wage as of January 1998. Average annual tuition for a full-time undergraduate student of Oregon State University, Portland State University, and University of Oregon during the 1998-1999 academic year.

⁵ Regional estimate from the Oregon Population Survey, 1998.

⁶ Head Start data provided by Head Start Collaboration Project, Oregon Department of Education. Subsidy data provided by Adult and Family Services.