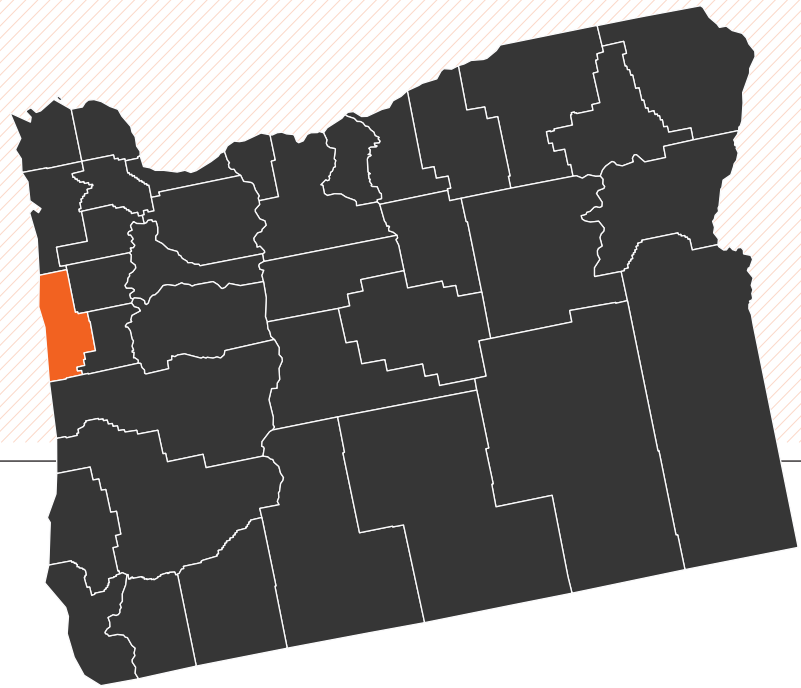


CHILD CARE AND EDUCATION

IN LINCOLN COUNTY, OREGON

2016

This report answers basic policy-relevant questions about Oregon's children, families, and the child care and education system.



PREPARED BY

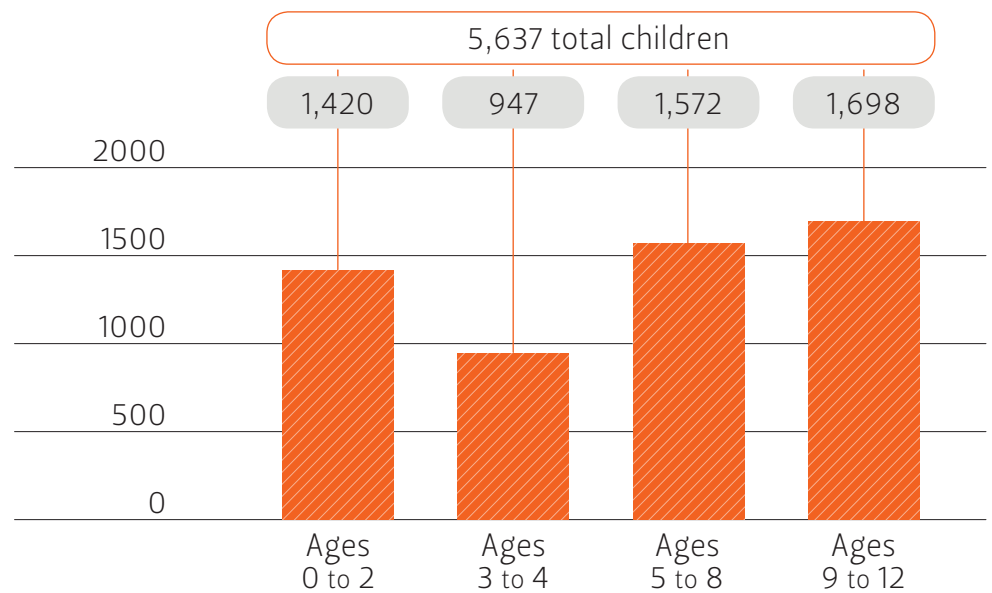
Bobbie Weber
Oregon Child Care Research Partnership
May 2017

CHILD CARE AND EDUCATION IN OREGON

Growing awareness of the importance of the early years in a child's life increases the need to know more about Oregon's young children, their families, and the child care and education that exists to support them.




HOW MANY CHILDREN UNDER 13 LIVE IN LINCOLN COUNTY?

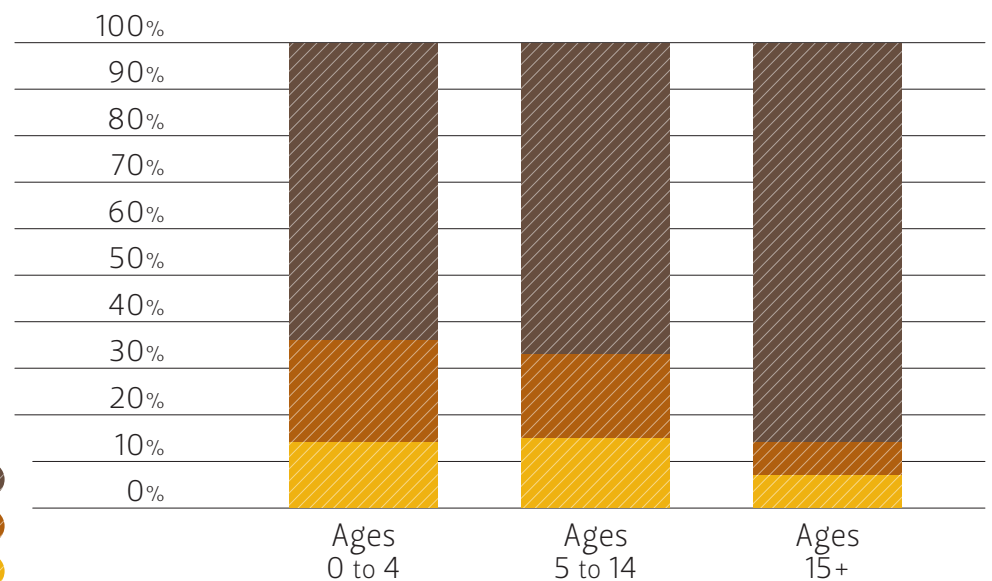
1



OVER A THIRD OF LINCOLN COUNTY CHILDREN ARE HISPANIC OR NONWHITE

2

White; Non-Hispanic = 
 Hispanic; Any Race = 
 Non-White; Non-Hispanic = 

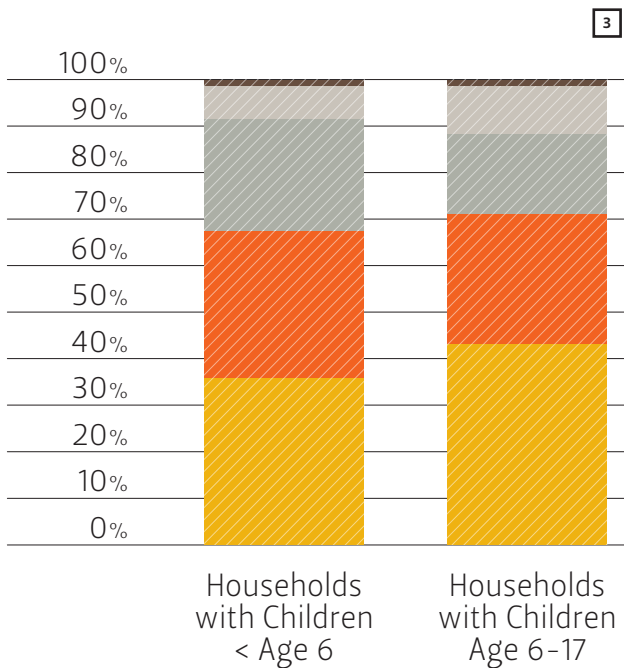


1 2016 population estimates from the Center for Population Research at Portland State University.

2 U.S. Census Bureau, American Community Survey (ACS), Tables B01001A-1, 2011-2015 five-year estimate.

CHILD CARE AND EDUCATION PROGRAMS

HOW MUCH CHILD CARE AND EDUCATION DO WE NEED? ³



- = 2 Parents; Neither Employed
- = Single Parent; Not Employed
- = 2 Parents; 1 Employed
- = Single Parent; Employed
- = 2 Parents; Both Employed

over $\frac{2}{3}$ children have both parents employed or a single parent employed

HOW MUCH CHILD CARE DO WE HAVE RIGHT NOW? ⁴

5,637
children currently under age 13 living in Lincoln County

1109
slots in centers and family child care homes for children currently under age 13 living in Lincoln County

946 slots in Child Care Centers
163 slots in Family Child Care Homes

LINCOLN COUNTY CURRENTLY HAS **20 VISIBLE SLOTS PER 100 CHILDREN**

³ U.S. Census Bureau, American Community Survey (ACS), B23008, 2011-2015 five-year estimate.

⁴ Estimated Supply of Child Care in Oregon as of March 2016. Analysis by Oregon Child Care Research Partnership (OCCRP), Oregon State University (OSU). **2**

PRESCHOOL USAGE IN LINCOLN COUNTY

Participation of 3- and 4-year-old children in preschool has been found to help them in kindergarten. This is especially true for children furthest from opportunity. ⁵



 = **38%** children enrolled in preschool in Lincoln County

 = **62%** children not enrolled in preschool in Lincoln County

HOW AFFORDABLE IS CHILD CARE AND EDUCATION IN LINCOLN COUNTY?

⁶




\$6,000

median annual price of toddler care in a child care center in Lincoln County



\$7,282

median annual price of public university tuition in Oregon



30%

of a Lincoln County minimum wage worker's annual earnings would be needed to pay the prices of child care for a toddler

The price of child care **is almost as much as** the tuition at _____ Oregon's public universities

⁷

LINCOLN CO. CARE CENTER TEACHER EARNINGS

 unable to display due to insufficient data

⁸

⁵ U.S. Census Bureau, American Community Survey (ACS), B14003, 2011-2015 five-year average.

⁶ Average annual tuition for an OUS undergraduate student during 2016-2017 academic year from Oregon universities' websites.

⁷ Grobe, D. & Weber, R.. 2016 Oregon Child Care Market Price Study. Oregon Child Care Research Partnership (OCCRP), Oregon State University (OSU).

⁸ Structural Indicators: 2016 Oregon Child Care Research Partnership (OCCRP), Oregon State University (OSU).



This research effort is supported in part by the Early Learning Division, Oregon Department of Education.

FOR MORE INFORMATION ABOUT THIS REPORT

Oregon Child Care Research Partnership
Hallie E. Ford Center for Healthy Children and Families
Oregon State University
231 Hallie Ford Center
Corvallis, Oregon 97331-8687
T: (541) 737-9243
E: bobbie.weber@oregonstate.edu
health.oregonstate.edu

REPORT DESIGN
AND DATA VISUALIZATION BY
John Hicks
Faculty Research Assistant