

# CHILD CARE AND EDUCATION

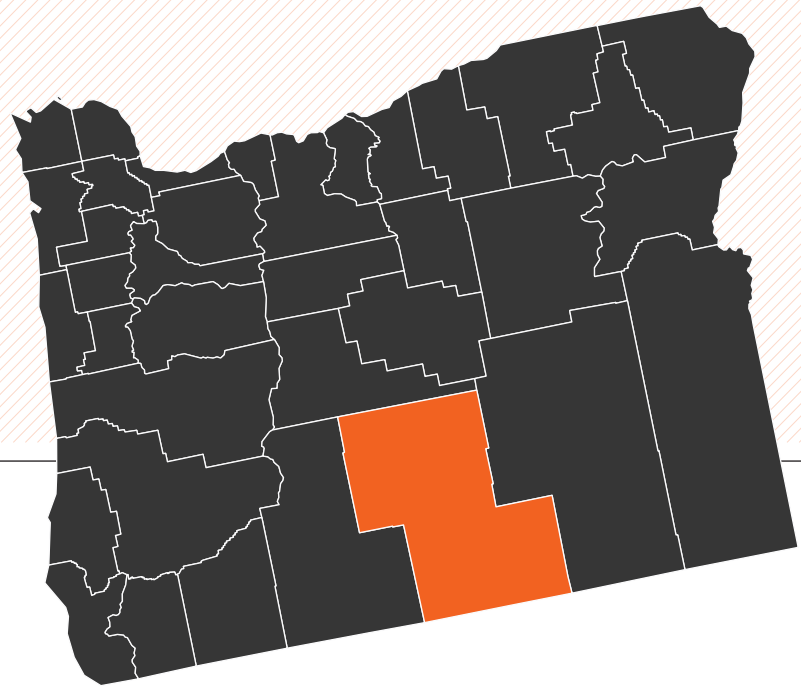
IN LAKE COUNTY, OREGON

2016

*This report answers basic policy-relevant questions about Oregon's children, families, and the child care and education system.*

PREPARED BY

Bobbie Weber  
Oregon Child Care Research Partnership  
May 2017

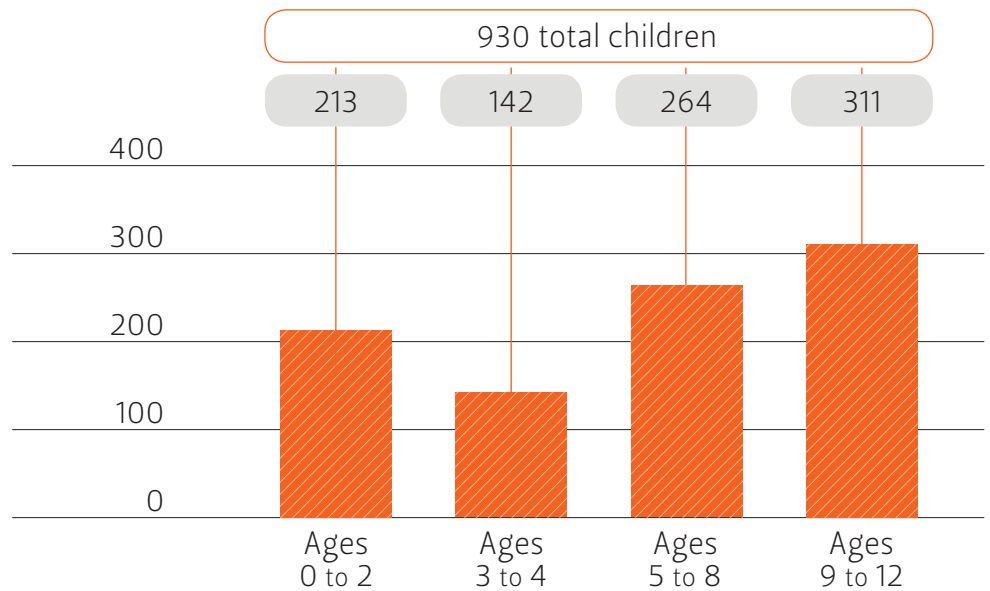


# CHILD CARE AND EDUCATION IN OREGON

Growing awareness of the importance of the early years in a child's life increases the need to know more about Oregon's young children, their families, and the child care and education that exists to support them.




HOW MANY CHILDREN UNDER 13 LIVE IN LAKE COUNTY?

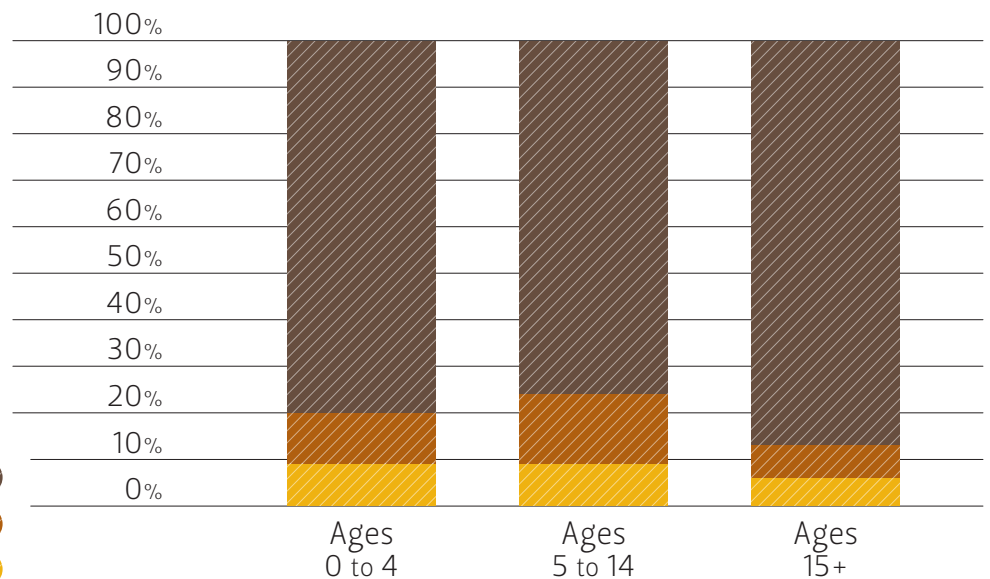
1



ONE IN FIVE LAKE COUNTY CHILDREN ARE HISPANIC OR NONWHITE

2

White; Non-Hispanic =   
 Hispanic; Any Race =   
 Non-White; Non-Hispanic = 



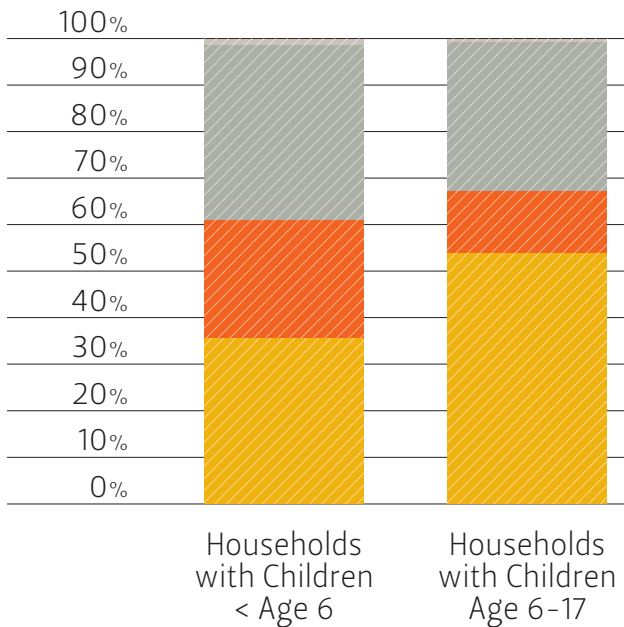
1 2016 population estimates from the Center for Population Research at Portland State University.

2 U.S. Census Bureau, American Community Survey (ACS), Tables B01001A-1, 2011-2015 five-year estimate.

# CHILD CARE AND EDUCATION PROGRAMS

## HOW MUCH CHILD CARE AND EDUCATION DO WE NEED?

3



- = 2 Parents; Both Employed
- = Single Parent; Employed
- = 2 Parents; 1 Employed
- = Single Parent; Not Employed
- = 2 Parents; Neither Employed

almost  $\frac{2}{3}$  children have both parents employed or a single parent employed

## HOW MUCH CHILD CARE DO WE HAVE RIGHT NOW?

4



930

children currently under age 13 living in Lake County




65

slots in centers and family child care homes for children currently under age 13 living in Lake County

- 56 slots in Child Care Centers
- 9 slots in Family Child Care Homes

LAKE CO. CURRENTLY HAS 7 VISIBLE SLOTS PER 100 CHILDREN



3 U.S. Census Bureau, American Community Survey (ACS), B23008, 2011-2015 five-year estimate.

4 Estimated Supply of Child Care in Oregon as of March 2016. Analysis by Oregon Child Care Research Partnership (OCCRP), Oregon State University (OSU). 2

# PRESCHOOL USAGE IN LAKE COUNTY

Participation of 3- and 4-year-old children in preschool has been found to help them in kindergarten. This is especially true for children furthest from opportunity. <sup>5</sup>



 = **24%** children enrolled in preschool in Lake County

 = **76%** children not enrolled in preschool in Lake County

## HOW AFFORDABLE IS CHILD CARE AND EDUCATION IN LAKE COUNTY?

<sup>6</sup>



**\$5,160**

median annual price of toddler care in a child care center in Lake County



**\$7,282**

median annual price of public university tuition in Oregon



**25%**

of a Lake County minimum wage worker's annual earnings would be needed to pay the prices of child care for a toddler

The price of child care **is over half** the tuition at \_\_\_\_\_ Oregon's public universities

<sup>7</sup>

## LAKE CO. CARE CENTER TEACHER EARNINGS

 unable to display due to insufficient data

<sup>8</sup>

<sup>5</sup> U.S. Census Bureau, American Community Survey (ACS), B14003, 2011-2015 five-year average.

<sup>6</sup> Average annual tuition for an OUS undergraduate student during 2016-2017 academic year from Oregon universities' websites.

<sup>7</sup> Grobe, D. & Weber, R.. 2016 Oregon Child Care Market Price Study. Oregon Child Care Research Partnership (OCCRP), Oregon State University (OSU).

<sup>8</sup> Structural Indicators: 2016 Oregon Child Care Research Partnership (OCCRP), Oregon State University (OSU).



This research effort is supported in part by the Early Learning Division, Oregon Department of Education.

FOR MORE INFORMATION ABOUT THIS REPORT

Oregon Child Care Research Partnership  
Hallie E. Ford Center for Healthy Children and Families  
Oregon State University  
231 Hallie Ford Center  
Corvallis, Oregon 97331-8687  
T: (541) 737-9243  
E: [bobbie.weber@oregonstate.edu](mailto:bobbie.weber@oregonstate.edu)  
[health.oregonstate.edu](http://health.oregonstate.edu)

REPORT DESIGN  
AND DATA VISUALIZATION BY  
John Hicks  
Faculty Research Assistant