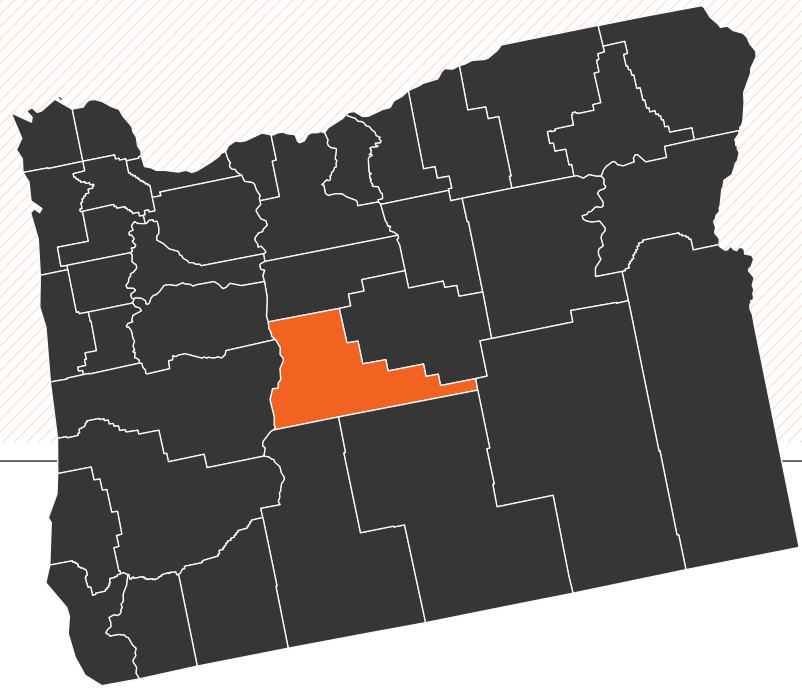


CHILD CARE AND EDUCATION

IN DESCHUTES COUNTY, OREGON

2016

This report answers basic policy-relevant questions about Oregon's children, families, and the child care and education system.



PREPARED BY

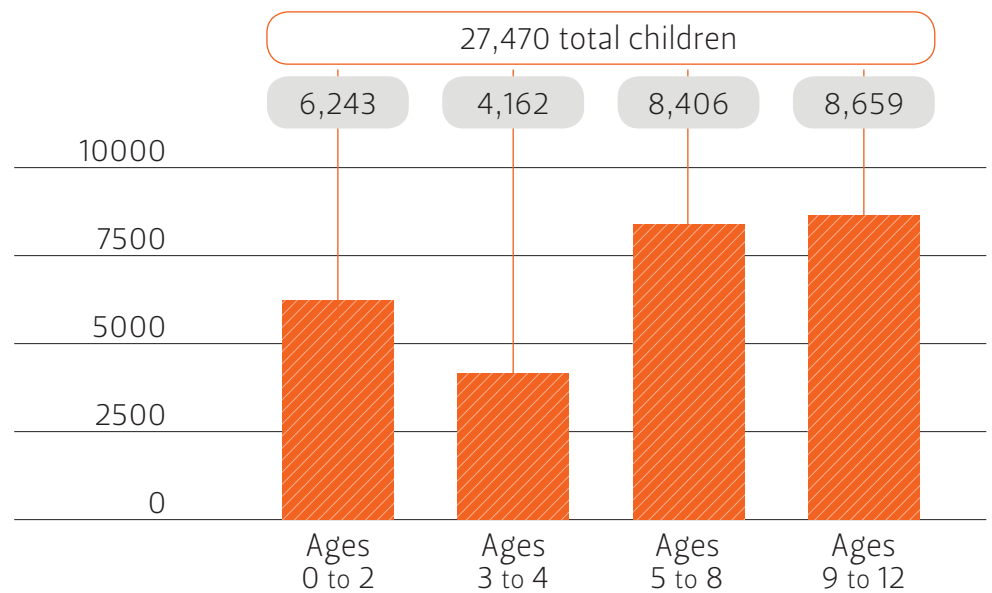
Bobbie Weber
Oregon Child Care Research Partnership
April 2017

CHILD CARE AND EDUCATION IN OREGON

Growing awareness of the importance of the early years in a child's life increases the need to know more about Oregon's young children, their families, and the child care and education that exists to support them.




HOW MANY CHILDREN UNDER 13 LIVE IN DESCHUTES COUNTY?

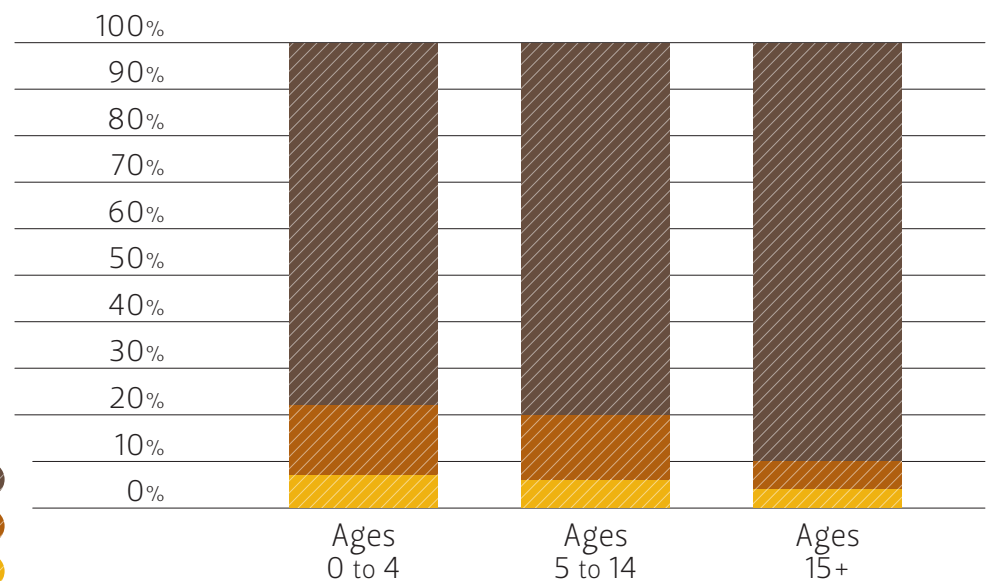
1



ONE IN FIVE DESCHUTES COUNTY CHILDREN ARE HISPANIC OR NONWHITE

2

White; Non-Hispanic = 
 Hispanic; Any Race = 
 Non-White; Non-Hispanic = 



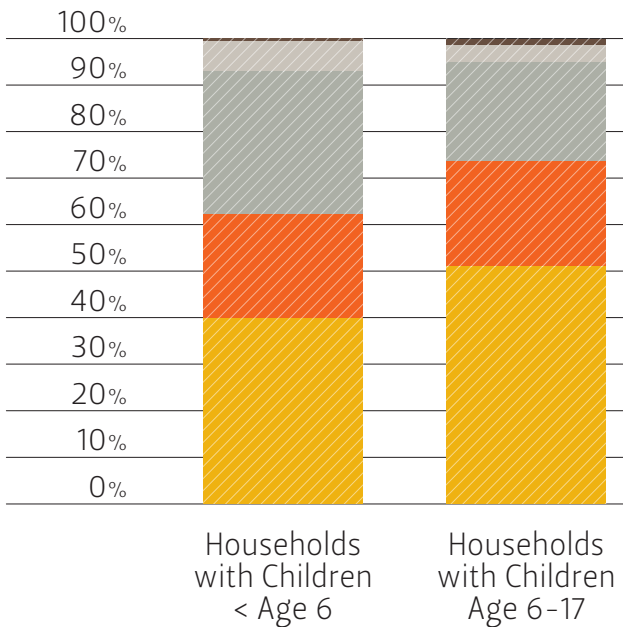
1 2016 population estimates from the Center for Population Research at Portland State University.

2 U.S. Census Bureau, American Community Survey (ACS), Tables B01001A-1, 2011-2015 five-year estimate.

CHILD CARE AND EDUCATION PROGRAMS

HOW MUCH CHILD CARE AND EDUCATION DO WE NEED?

3



- = 2 Parents; Neither Employed
- = Single Parent; Not Employed
- = 2 Parents; 1 Employed
- = Single Parent; Employed
- = 2 Parents; Both Employed

over $\frac{2}{3}$ children have both parents employed or a single parent employed

HOW MUCH CHILD CARE DO WE HAVE RIGHT NOW?


4

27,470
children currently under age 13 living in Deschutes County

4,771
slots in centers and family child care homes for children currently under age 13 living in Deschutes Co.

3,525 slots in Child Care Centers
1,246 slots in Family Child Care Homes

DESCHUTES COUNTY CURRENTLY HAS **17 VISIBLE SLOTS PER 100 CHILDREN**



3 U.S. Census Bureau, American Community Survey (ACS), B23008, 2011-2015 five-year estimate.

4 Estimated Supply of Child Care in Oregon as of March 2016. Analysis by Oregon Child Care Research Partnership (OCCRP), Oregon State University (OSU). 2

PRESCHOOL USAGE IN DESCHUTES COUNTY

Participation of 3- and 4-year-old children in preschool has been found to help them in kindergarten. This is especially true for children furthest from opportunity. ⁵



 = **40%** children enrolled in preschool in Deschutes County

 = **60%** children not enrolled in preschool in Deschutes County

HOW AFFORDABLE IS CHILD CARE AND EDUCATION IN DESCHUTES COUNTY?

⁶



\$8,820

median annual price of toddler care in a child care center in Deschutes County



\$7,282

median annual price of public university tuition in Oregon



43%

of a Deschutes County minimum wage worker's annual earnings would be needed to pay the prices of child care for a toddler

The price of child care is slightly more than the tuition at _____ Oregon's public universities

⁷

DESCHUTES CO. CARE CENTER TEACHER EARNINGS

⁸

Annual median teacher wages range from a median low of \$20,800 to a median high of \$31,200.

⁵ U.S. Census Bureau, American Community Survey (ACS), B14003, 2011-2015 five-year average.

⁷ Grobe, D. & Weber, R.. 2016 Oregon Child Care Market Price Study. Oregon Child Care Research Partnership (OCCRP), Oregon State University (OSU).

⁶ Average annual tuition for an OUS undergraduate student during 2016-2017 academic year from Oregon universities' websites.

⁸ Structural Indicators: 2016 Oregon Child Care Research Partnership (OCCRP), Oregon State University (OSU).



This research effort is supported in part by the Early Learning Division, Oregon Department of Education.

FOR MORE INFORMATION ABOUT THIS REPORT

Oregon Child Care Research Partnership
Hallie E. Ford Center for Healthy Children and Families
Oregon State University
231 Hallie Ford Center
Corvallis, Oregon 97331-8687
T: (541) 737-9243
E: bobbie.weber@oregonstate.edu
health.oregonstate.edu

REPORT DESIGN
AND DATA VISUALIZATION BY
John Hicks
Faculty Research Assistant