

CHILD CARE AND EDUCATION

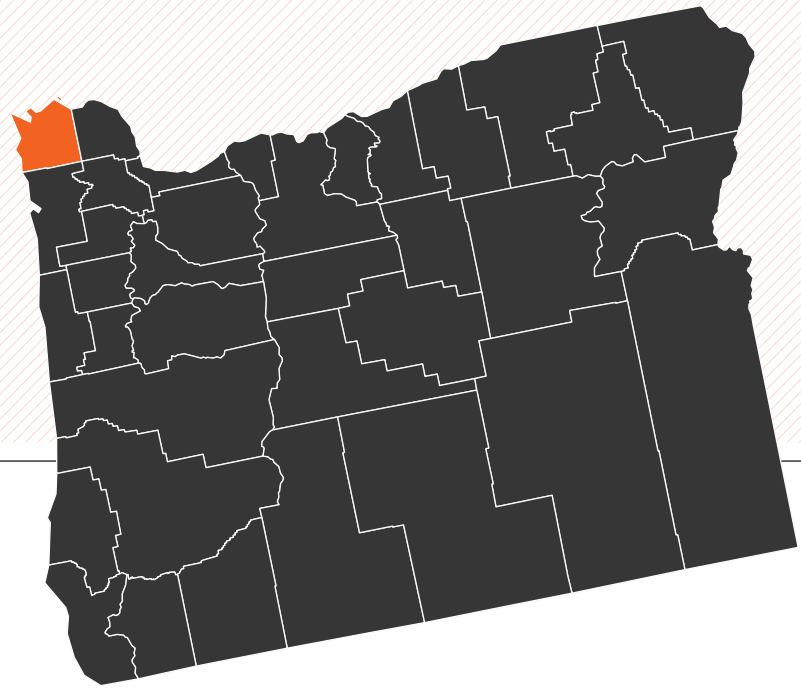
IN CLATSOP COUNTY, OREGON

2016

This report answers basic policy-relevant questions about Oregon's children, families, and the child care and education system.

PREPARED BY

Bobbie Weber
Oregon Child Care Research Partnership
April 2017

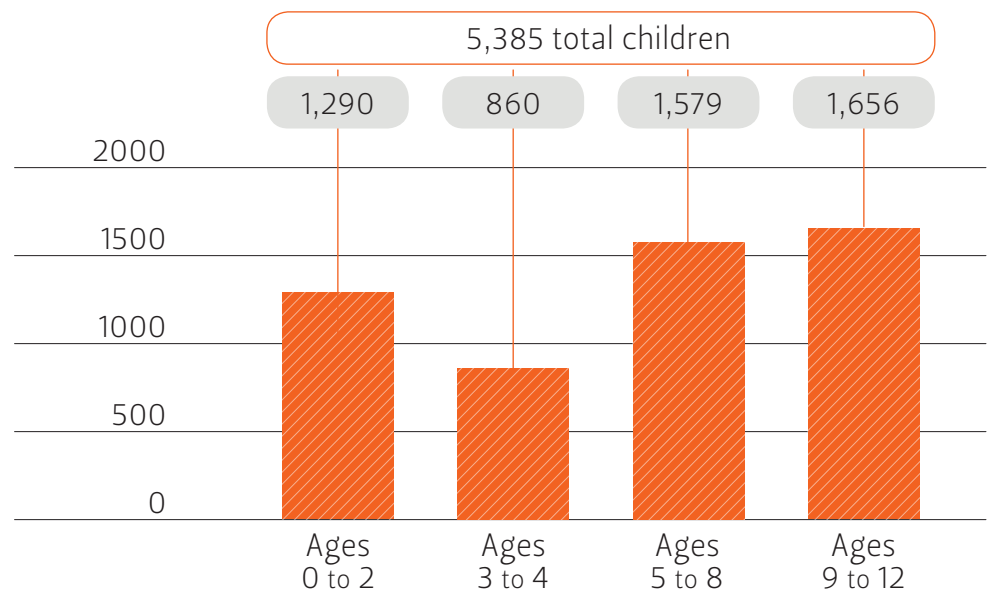


CHILD CARE AND EDUCATION IN OREGON

Growing awareness of the importance of the early years in a child's life increases the need to know more about Oregon's young children, their families, and the child care and education that exists to support them.

HOW MANY CHILDREN UNDER 13 LIVE IN CLATSOP COUNTY?

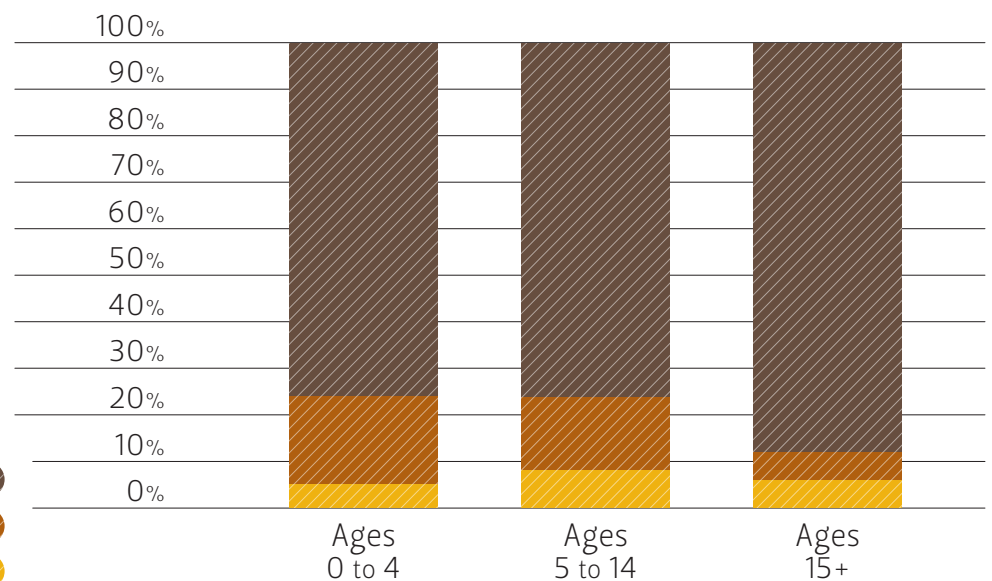
1



ABOUT A QUARTER OF CLATSOP CO. CHILDREN ARE HISPANIC OR NONWHITE

2

- White; Non-Hispanic =
- Hispanic; Any Race =
- Non-White; Non-Hispanic =



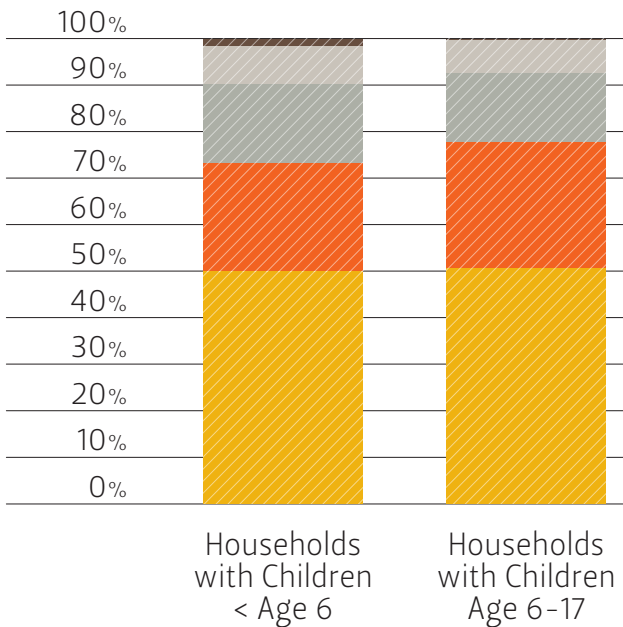
1 2016 population estimates from the Center for Population Research at Portland State University.

2 U.S. Census Bureau, American Community Survey (ACS), Tables B01001A-1, 2011-2015 five-year estimate.

CHILD CARE AND EDUCATION PROGRAMS

HOW MUCH CHILD CARE AND EDUCATION DO WE NEED?

3



- = 2 Parents; Neither Employed
- = Single Parent; Not Employed
- = 2 Parents; 1 Employed
- = Single Parent; Employed
- = 2 Parents; Both Employed

about **3/4** children have both parents employed or a single parent employed

HOW MUCH CHILD CARE DO WE HAVE RIGHT NOW?

4

5,385
children currently under age 13 living in Clatsop County

817
slots in centers and family child care homes for children currently under age 13 living in Clatsop County

640 slots in Child Care Centers
177 slots in Family Child Care Homes

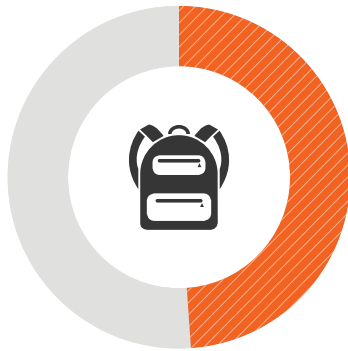
CLATSOP COUNTY CURRENTLY HAS 15 VISIBLE SLOTS PER 100 CHILDREN

3 U.S. Census Bureau, American Community Survey (ACS), B23008, 2011-2015 five-year estimate.

4 Estimated Supply of Child Care in Oregon as of March 2016. Analysis by Oregon Child Care Research Partnership (OCCRP), Oregon State University (OSU). 2

PRESCHOOL USAGE IN CLATSOP COUNTY

Participation of 3- and 4-year-old children in preschool has been found to help them in kindergarten. This is especially true for children furthest from opportunity. ⁵



 = **49%** children enrolled in preschool in Clatsop County

 = **51%** children not enrolled in preschool in Clatsop County

HOW AFFORDABLE IS CHILD CARE AND EDUCATION IN CLATSOP COUNTY?

⁶



\$7,380

median annual price of toddler care in a child care center in Clatsop County



\$7,282

median annual price of public university tuition in Oregon



36%

of a Clatsop County minimum wage worker's annual earnings would be needed to pay the prices of child care for a toddler

The price of child care is **slightly more than** the tuition at _____ Oregon's public universities

⁷

CLATSOP CO. CARE CENTER TEACHER EARNINGS

Annual median teacher wages range from a median low of \$21,424 to a median high of \$23,192.

⁸

⁵ U.S. Census Bureau, American Community Survey (ACS), B14003, 2011-2015 five-year average.

⁷ Grobe, D. & Weber, R.. 2016 Oregon Child Care Market Price Study. Oregon Child Care Research Partnership (OCCRP), Oregon State University (OSU).

⁶ Average annual tuition for an OUS undergraduate student during 2016-2017 academic year from Oregon universities' websites.

⁸ Structural Indicators: 2016 Oregon Child Care Research Partnership (OCCRP), Oregon State University (OSU).



This research effort is supported in part by the Early Learning Division, Oregon Department of Education.

FOR MORE INFORMATION ABOUT THIS REPORT

Oregon Child Care Research Partnership
Hallie E. Ford Center for Healthy Children and Families
Oregon State University
231 Hallie Ford Center
Corvallis, Oregon 97331-8687
T: (541) 737-9243
E: bobbie.weber@oregonstate.edu
health.oregonstate.edu

REPORT DESIGN
AND DATA VISUALIZATION BY
John Hicks
Faculty Research Assistant