

CHILD CARE AND EDUCATION


IN OREGON AND ITS COUNTIES

2016

This report answers basic policy-relevant questions about Oregon's children, families, and the child care and education system.

PREPARED BY

Bobbie Weber
Oregon Child Care Research Partnership
March 2017

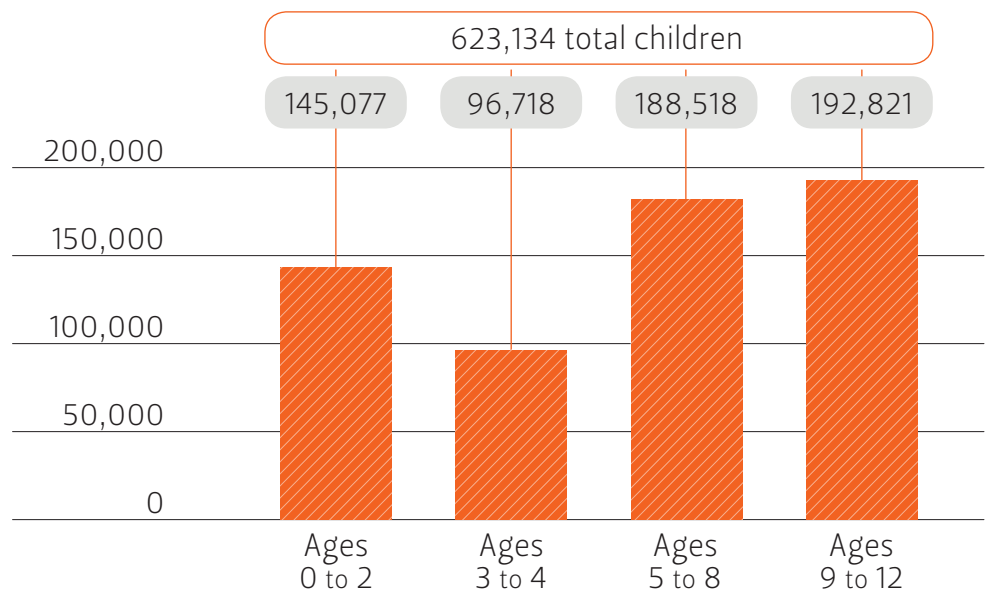


CHILD CARE AND EDUCATION IN OREGON

Growing awareness of the importance of the early years in a child's life increases the need to know more about Oregon's young children, their families, and the child care and education that exists to support them.




HOW MANY CHILDREN UNDER 13 LIVE IN OREGON?

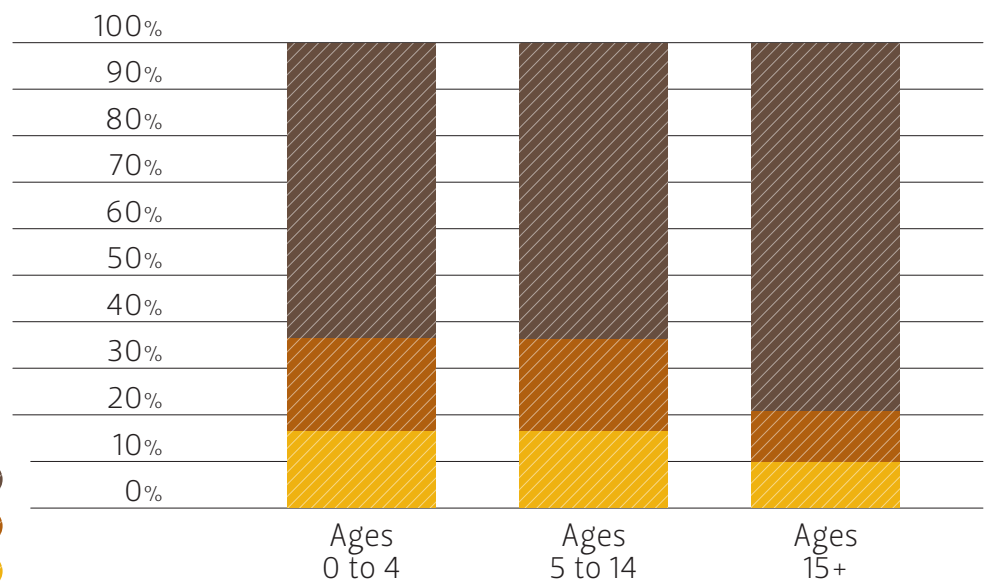
1



A THIRD OF YOUNG OREGON CHILDREN ARE HISPANIC OR NONWHITE

2

White; Non-Hispanic = 
 Hispanic; Any Race = 
 Non-White; Non-Hispanic = 



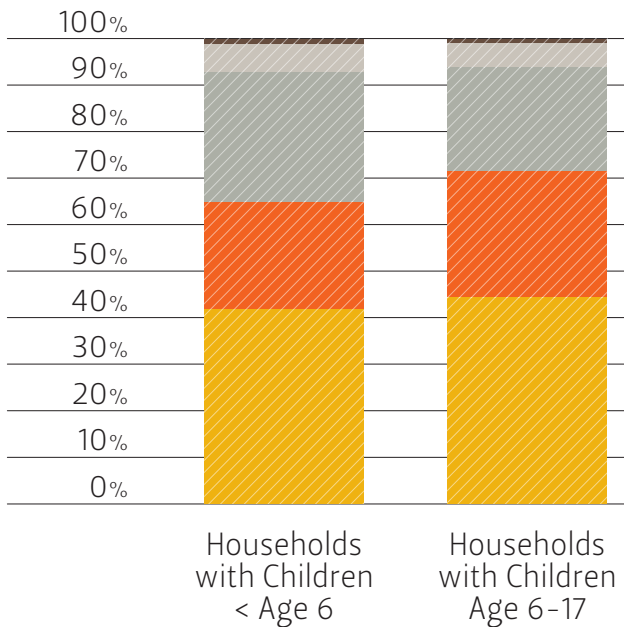
1 2016 population estimates from the Center for Population Research at Portland State University.

2 U.S. Census Bureau, American Community Survey (ACS), Table S01 2015 one-year estimate.

CHILD CARE AND EDUCATION PROGRAMS

HOW MUCH CHILD CARE AND EDUCATION DO WE NEED?

3



- = 2 Parents; Neither Employed
- = Single Parent; Not Employed
- = 2 Parents; 1 Employed
- = Single Parent; Employed
- = 2 Parents; Both Employed

about $\frac{2}{3}$ children have both parents employed or a single parent employed

HOW MUCH CHILD CARE DO WE HAVE RIGHT NOW?

4


623,134
children currently under age 13 living in Oregon

107,216
slots in centers and family child care homes for children currently under age 13 living in Oregon

79,435 slots in Child Care Centers

27,451 slots in Family Child Care Homes

OREGON CURRENTLY HAS **17 VISIBLE SLOTS PER 100 CHILDREN**



3 U.S. Census Bureau, American Community Survey (ACS), B23008, 2015 one-year estimate.

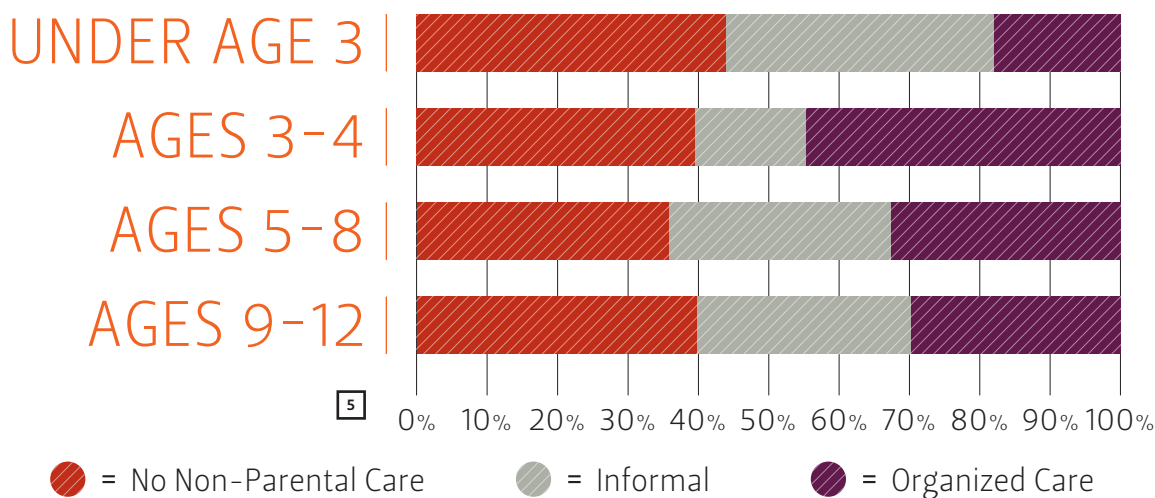
4 Estimated Supply of Child Care in Oregon as of March 2016. Analysis by Oregon Child Care Research Partnership (OCCRP), Oregon State University (OSU). 2

THE MAJORITY OF OREGON YOUNG CHILDREN ARE NOT IN ORGANIZED CARE

Regardless of age, about 40% of children are not in any form of nonparental care.

Preschoolers are the most likely to be in “Organized Care”, a term used to describe centers, family child care homes, and other organized activities. Families are more likely to use relatives and friends (“Informal Care”) for care of very young children and older children when not in school.

Use of child care and education depends on age of children, employment status of parents, household income, and access to free or subsidized care.



Public and private leaders watch levels of participation in preschool by 3- and 4-year-old children because of its association with kindergarten readiness.

In Oregon, 45% of 3- and 4-year-old children were enrolled in preschool in 2015

6

HOW AFFORDABLE IS CHILD CARE AND EDUCATION IN OREGON?

7 8



Between 2004 and 2016 child care prices have increased 22% more quickly than have the incomes of households with children under 18 years of age.

Child Care prices increased by 23% and household incomes are slightly higher than they were in 2004. Child care prices continue to challenge households headed by female single parents who face the same prices but with median incomes that are only 38% of that of all households with children.

5 Oregon Population Survey 2008. Analysis by Oregon Child Care Research Partnership (OCCRP), Oregon State University (OSU).

6 U.S. Census Bureau, American Community Survey (ACS), five-year average 2010–2014, B14003

7 U.S. Census Bureau, American Community Survey (ACS), B19125

8 Grobe, D. & Weber, R.. 2016 Oregon Child Care Market Price Study. Oregon Child Care Research Partnership (OCCRP), Oregon State University (OSU).



The price of child care can exceed tuition at Oregon's public universities ⁹



\$12,600

median annual price of toddler care in a child care center



\$7,282

median annual price of public university tuition in Oregon

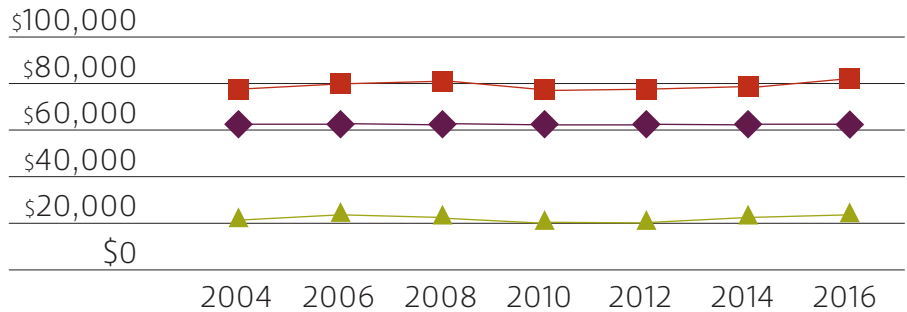


62%

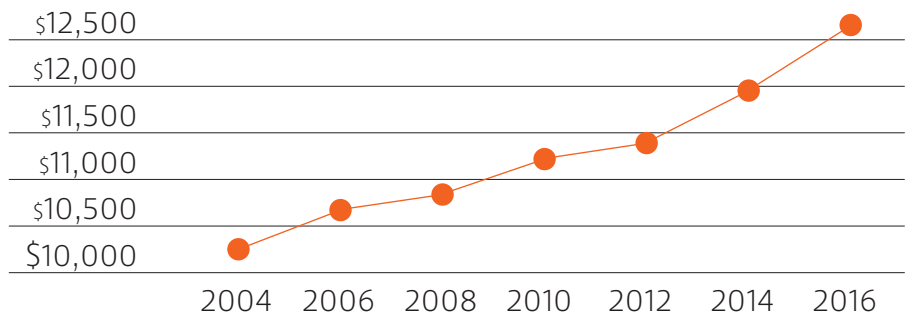
of a minimum wage worker's annual income pays the price of center care for a toddler

STABILIZING MEDIAN INCOME

- Married Couples = ●
- All Households = ●
- Single Female = ●



INCREASING CHILD CARE PRICES



OREGON CHILD CARE CENTER TEACHER EARNINGS

Annual median teacher wages range from a median low of \$21,320 to a median high of \$30,160. ¹⁰

Forty percent of center teachers and 48% of head teachers have a Bachelor of Arts degree or higher. ¹¹

⁹ Average annual tuition for an OUS undergraduate student during 2016–2017 academic year from Oregon universities' websites.

¹⁰ Structural Indicators: 2016 Oregon Child Care Research Partnership (OCCRP), Oregon State University (OSU).

¹¹ Oregon Center for Career Development in Childhood Care and Education and Oregon Child Care Research Partnership. (2016). Oregon early learning workforce: Two years beyond baseline. Oregon Child Care Research Partnership, Oregon State University.

HOW DOES OREGON PAY FOR CHILD CARE AND EDUCATION?¹²



Oregon parents fund 72% of annual child care expenditures



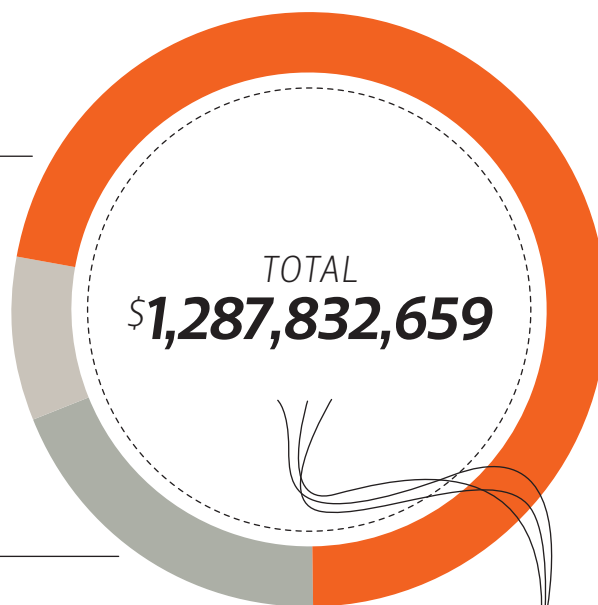
\$919,509,590 (72%)
paid by families



\$119,771,366 (9%)
paid by the state



\$248,551,703 (19%)
paid by the federal government



80% of combined state and federal expenditures were tax credits

20% of combined state and federal expenditures funded child care and education programs



HOW MANY CHILDREN ARE IN FAMILIES RECEIVING HELP PAYING FOR CHILD CARE? 13 14

Most help paying for child care and education comes through two state/federal partnerships:

- Oregon Early Head Start and Head Start Prekindergarten
- Oregon Child Care Subsidy Program

A family is eligible for Oregon Early Head Start and Head Start Prekindergarten if their income is equal to or less than 100% of the 2016 Federal Poverty Level (\$20,160 for a family of three).

A family is eligible for Preschool Promise if their income is equal to or less than 200% of the 2016 Federal Poverty Level (\$40,320 for a family of three).

Oregon Head Start Prekindergarten and Preschool Promise serve: 15 16

- 62% of 3- and 4-year-olds up to 100% of Federal Poverty Level*
- 37% of 3- and 4-year-olds up to 200% of Federal Poverty Level*

A family is eligible for the Oregon Child Care Subsidy Program if their income is equal to or less than 185% of the 2016 Federal Poverty Level (\$37,296 for a family of three).

Oregon Child Care Subsidy Program



- = **140,651** children allowed to be served by the state of Oregon under rules established by the federal government
- = **79,189** children eligible for a child care subsidy in 2013 under rules established by the state of Oregon
- = **14,291** children actually served by the state of Oregon in 2013 (18% of state allowance, 10% of federal allowance)

13 Oregon Head Start Enrollment. Early Learning Division, Oregon Department of Education.

14 Subsidy Data for Federal Fiscal Year (FFY) 2014 provided by the Department of Human Services. Analysis by Oregon Child Care Research Partnership (OCCRP), Oregon State University (OSU).

15 Oregon Early Learning Division, Oregon Department of Education. (2017). *Oregon Head Start Prekindergarten and Preschool Promise Percent Served 2016-2017*.

16 Oregon Early Learning Division, Oregon Department of Education. (2017). *Oregon Early Head Start Percent Served 2016-2017*.



This research effort is supported in part by the Early Learning Division, Oregon Department of Education.

FOR MORE INFORMATION ABOUT THIS REPORT

Oregon Child Care Research Partnership
Hallie E. Ford Center for Healthy Children and Families
Oregon State University
231 Hallie Ford Center
Corvallis, Oregon 97331-8687
T: (541) 737-9243
E: bobbie.weber@oregonstate.edu
health.oregonstate.edu

REPORT DESIGN
AND DATA VISUALIZATION BY
John Hicks
Faculty Research Assistant