

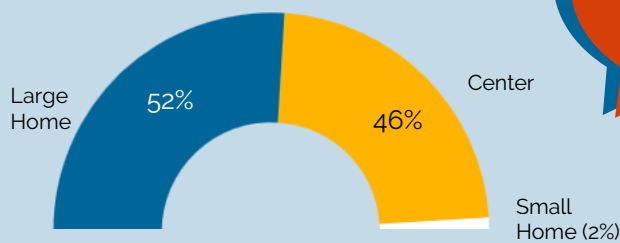
SHERMAN, GILLIAM, & WHEELER COUNTIES EARLY LEARNING WORKFORCE

Produced by the Oregon Child Care Research Partnership

The early learning workforce includes individuals working directly with children and families* in regulated child care and education facilities. The knowledge and skills of the workforce shape the learning and development of young children and support families. It is important to identify and describe these individuals.

CHILD CARE PROVIDERS

48
people worked in regulated early learning facilities in 2022



This represents a decrease of 1 individual since 2012.

27% of the 2021 workforce left the field before 2022

DEMOGRAPHICS

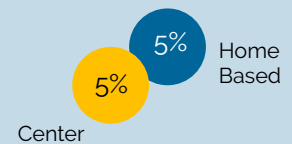
RACIAL/ETHNIC DIVERSITY

Percent of workforce identifying as a person of color



LANGUAGE DIVERSITY

Percent of workforce reporting a primary language other than English



TRAINING AND PROFESSIONAL ENGAGEMENT

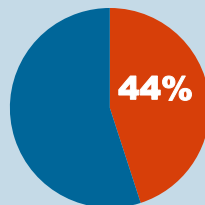


CONTINUING EDUCATION

Average total hours spent in community-based continuing education training

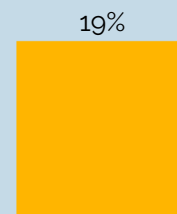
PROFESSIONAL ENGAGEMENT

Percent of the workforce who engaged in at least 1 professional development initiative**



EDUCATION

Percent of Workforce with Bachelor's Degree or Higher



Center

0%
Home Based

Home Based includes Large Home and Small Home

*Workforce positions included: Aide I, Aide II, Assistant I, Assistant II, Director, Head Teacher, Provider, Site Directors/Supervisor, and Teacher

**Professional development initiatives include participating in the Oregon Registry Online (Step) or receiving Oregon Education Awards and Scholarships.

