

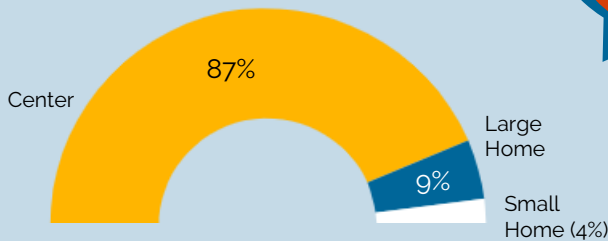
JOSEPHINE COUNTY EARLY LEARNING WORKFORCE

Produced by the Oregon Child Care Research Partnership

The early learning workforce includes individuals working directly with children and families* in regulated child care and education facilities. The knowledge and skills of the workforce shape the learning and development of young children and support families. It is important to identify and describe these individuals.

CHILD CARE PROVIDERS

384
people worked in regulated early learning facilities in 2020



24% of the 2019 workforce left the field before 2020

DEMOGRAPHICS

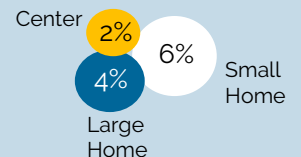
RACIAL/ETHNIC DIVERSITY

Percent of workforce identifying as a person of color



LANGUAGE DIVERSITY

Percent of workforce reporting a primary language other than English



COMPENSATION AND TRAINING



MEDIAN WAGE

For teachers/head teachers in center based care



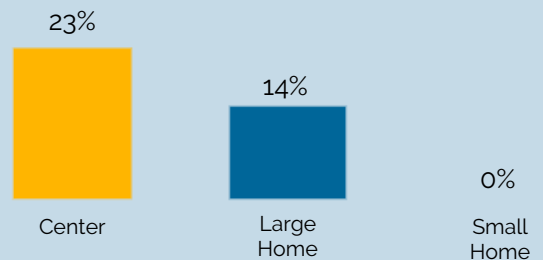
CONTINUING EDUCATION

Average total hours spent in community-based continuing education training

56% of the workforce engaged in at least 1 professional development initiative**

EDUCATION

Percent of Workforce with Bachelor's Degree or Higher



*Workforce positions included: Aide I, Aide II, Assistant I, Assistant II, Director, Head Teacher, Provider, Site Directors/Supervisor, and Teacher

**Professional development initiatives include participating in the Oregon Registry Online (Step) or receiving Oregon Education Awards and Scholarships.

