

Child Care and Education in Oregon and Its Counties: 2012



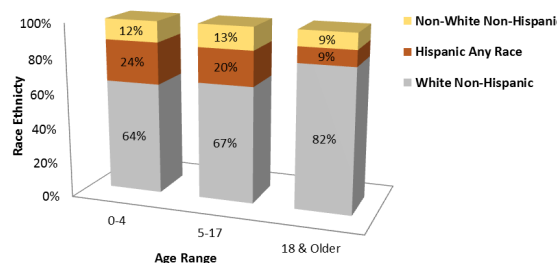
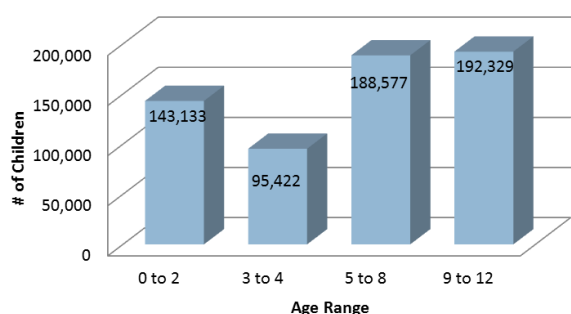
Prepared by:
Bobbie Weber, Oregon Child Care Research Partnership
Jenn Finders, Research Assistant
May 2013

Child Care and Education in Oregon

Growing awareness of the importance of the early years in a child's life increases the need to know more about Oregon's young children, their families, and the child care and education that exists to support them. This report answers basic policy-relevant questions about Oregon's children, families, and the child care and education system.

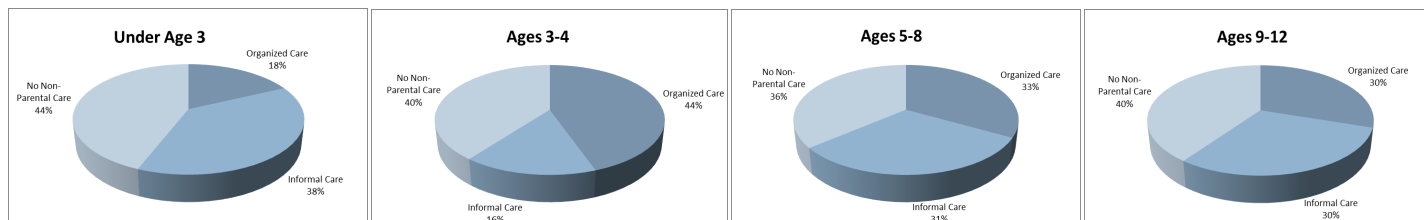
How many children under 13 live in Oregon?¹

A third of young Oregon children are Hispanic or NonWhite.²



How many children are in child care and education programs?³

Regardless of age, about 40% of children are not in any form of nonparental care. Preschoolers are the most likely to be in "Organized Care", a term used to describe centers, family child care homes, and other organized activities. Families are more likely to use relatives and friends ("Informal Care") for care of very young children and older children when not in school. Use of child care and education depends on age of children, employment status of parents, household income, and access to free or subsidized care.



¹2012 population estimates from the Center for Population Research and Census at Portland State University.

² US Census, American Community Survey (ACS), Table S01, 2011 3-Year Estimate for Oregon.

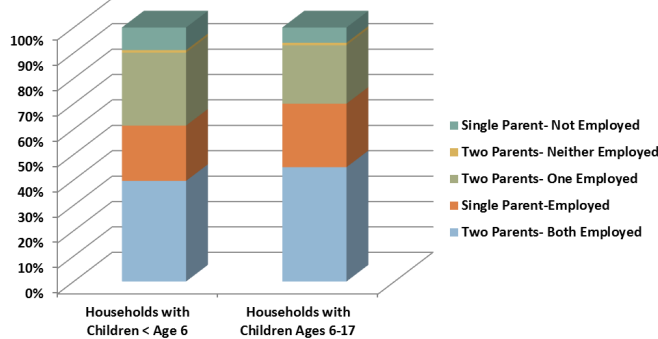
³Oregon Population Survey 2008. Analysis by Oregon Child Care Research Partnership (OCCRP), Oregon State University (OSU).

Child Care and Education Programs

How much child care and education do we need?⁴

How much child care do we have?⁵

Only About a Third of Households Have an Unemployed Parent



Centers and Family Child Care Homes provide spaces for 104,977 children under age 13.

- ◆ **77,076** slots in Child Care Centers
- ◆ **27,901** slots in Family Child Care Homes

Oregon currently has **17** visible slots per 100 children

View child care on enclosed maps or create your own child care map at:

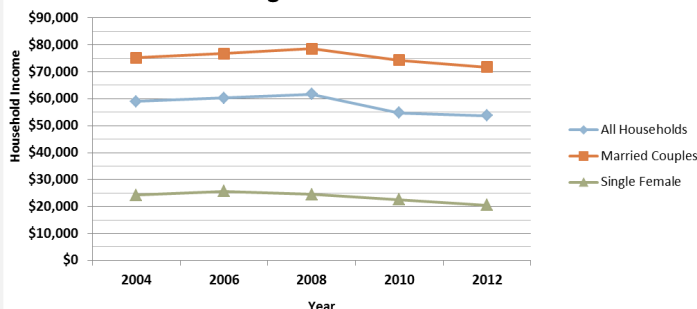
<http://health.oregonstate.edu/occrp-map>

Please see the instruction sheet for ideas on how to use the interactive mapping tool.

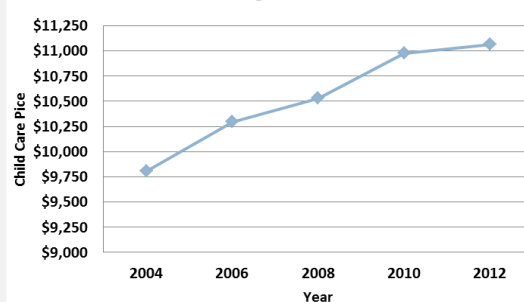
How affordable is child care and education in Oregon?^{6 & 7}

In 2012 it was **24% harder for families to purchase child care** than it was in 2004. In those eight years child care prices increased by 13% while household incomes decreased by 9%. The same increased difficulty for female, single headed parent households with children was 33%, reflecting the 15% decrease in their inflation-adjusted income. [Degree of difficulty calculated by dividing change in price by change in income].

Decreasing Median Income



Increasing Child Care Prices



- ◆ Median annual price of toddler care in a child care center
- ◆ Average annual price of public university tuition in Oregon
- ◆ Care of a toddler as a percent of the annual income of a minimum wage worker

\$11,064

\$6,679

60%

The price of child care can exceed tuition at Oregon's public universities.⁸

⁴ US Census, ACS, B23009, 2011, 3-Year Estimate for Oregon.

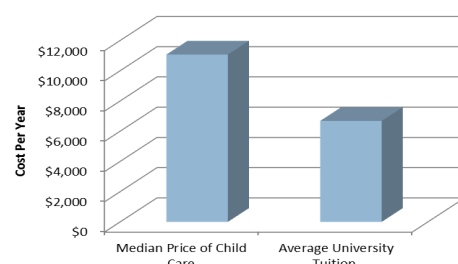
⁵ Estimated Supply of Child Care in Oregon as of March 2012. OCCRP, OSU.

⁶ US Census, ACS, B 19126, 2011, 3-Year Estimate for Oregon inflation adjusted for 2012.

⁷ Grobe, D. & Weber, R.. 2012 Oregon Child Care Market Price Study. Oregon Child Care Research Partnership, OSU.

⁸ Child Care Price same as #7. Average annual tuition for an OUS undergraduate student during 2011-2012 academic year from Oregon University System website.

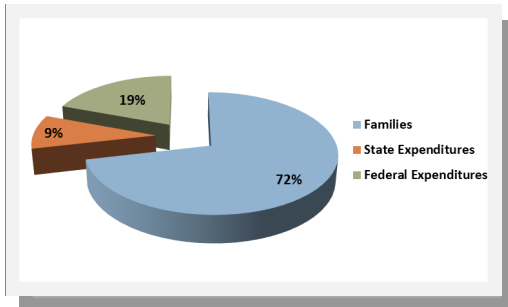
Note: Special acknowledgement goes to Jesus Mendez of the Oregon Employment Department (OED) for the development of the child care and education maps. Both the hard copy and interactive maps were made possible by OED.



How Does Oregon Pay for Child Care?

Who pays for child care and education in Oregon?⁹

Oregon's total expenditures for Child Care in 2010 was **\$1,287,832,659**



◆ Families paid	\$919,509,590
◆ State paid	\$119,771,366
◆ Federal government paid	\$248,551,703

Prices and wages⁹

Together, state and federal expenditures covered **\$368,323,069** of child care costs through:

- ◆ Tax Credits \$ 73,766,677
- ◆ Programs \$294,556,402

How much do teachers in child care centers earn?¹⁰

- ◆ Median **lowest annual wage** of a child care center teacher in 2011 \$19,760
- ◆ Median **highest annual wage** of a child care center teacher in 2011 \$28,683

How many children are in families receiving help paying for child care?

Most help paying for child care and education comes through two federal/state partnerships: Oregon Head Start Prekindergarten/Early Head Start and the Child Care Subsidy program .

Early Head Start and Oregon Head Start Prekindergarten¹¹

- ◆ **14,579** total income-eligible children in Oregon are in funded programs
- ◆ **2,034** income-eligible children age 0-2 years enrolled in Early Head Start —**6% of eligible children**
- ◆ **12,545** income-eligible children age 3-5 enrolled in Oregon Head Start Prekindergarten—**51% of eligible children**

Oregon Child Care Subsidy—Employment Related Day Care^{12 & 13}

In 2012 (FFY) Oregon served **13,213** children per month, on average.

In 2009-2010 Oregon served, on average, **20,901** children per month and that represented **21% of those eligible** under Oregon rules. Without the federal estimate of number of children who are eligible **we cannot calculate the percent served in 2012**, but the drop in number served from almost 21,000 children per month to a little over 13,000 children per month means it will be ***much smaller***.

⁹ Child Care Division, Oregon Employment Department, The Economic Impact of Oregon's Child Care Industry: 2010.

¹⁰ Structural Indicators: 2011, OCCRP, OSU.

¹¹ Oregon Head Start Enrollment. Office of Student Learning & Partnerships, Oregon Department of Education.

¹² Subsidy Data for Federal Fiscal Year (FFY) 2012 provided by the Department of Human Services. Analysis by OCCRP, OSU.

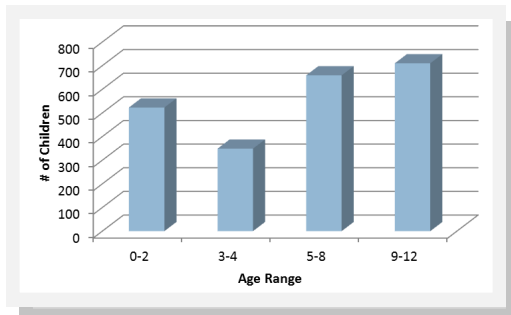
¹³ Assistant Secretary for Planning and Evaluation (ASPE), Administration for Children, Health and Human Services. 2009-10 Subsidy Eligibility Estimate Using Oregon Rules. Calculation of Percent Eligible using ASPE Estimate and DHS Subsidy Data by OCCRP, OSU.

This research effort is supported in part by the Child Care Division of the Oregon Employment Department.

For additional copies of this report, contact the Oregon Child Care Research Partnership, Family Policy Program, Oregon State University, 403 Waldo Hall, Corvallis, Oregon 97331. Telephone: (541)737-9243; e-mail: Bobbie.Weber@oregonstate.edu. Or download a copy from: <http://health.oregonstate.edu/sbhs/family-policy-program/occrp-publications>.

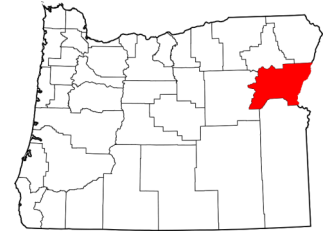
Child Care and Education in Baker County

How many children under 13 live in Baker County?¹

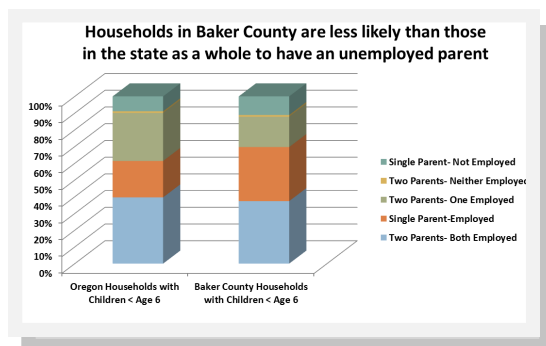


In 2012, there were **2,241** children age 0-12 years:

- ♦ **523** children age 0-2
- ♦ **349** children age 3-4
- ♦ **659** children 5-8
- ♦ **710** children 9-12



How much child care and education do we need?²



How much child care do we have?³

The following community resources exist for families in Baker County:

- ♦ **231** slots in child care centers
- ♦ **234** slots in family child care homes

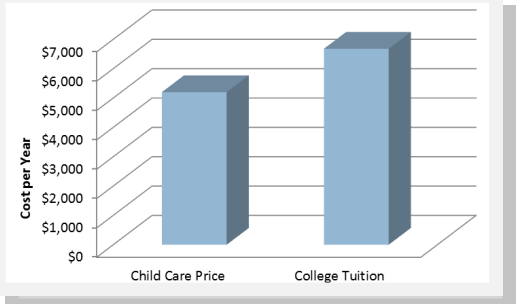
Baker County currently has **21** visible slots per 100 children

A map associated with this profile displays the amount and type of child care available within Baker County Elementary school catchment areas.

How much does child care cost?^{4&5}

The price of child care in Baker County is close to the cost of college tuition at Oregon's public universities.

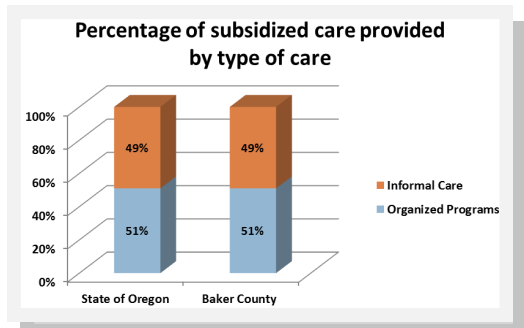
- ♦ Median annual price of child care in Baker County **\$5,200**
- ♦ Average annual price of public university tuition in Oregon **\$6,679**
- ♦ Care of a toddler as a percent of the annual income of a minimum wage worker **28%**



Note: Due to the small number of centers in Baker County, there is insufficient data to accurately report child care worker salary

Number of children whose families receive subsidies from the Department of Human

Services to help pay for child care⁶



On average, families of **87** Baker County children per month received a subsidy to help pay for child care in 2012

For more information about child care in Baker County, contact:

Child Care Resource & Referral
 1575 Dewey Avenue
 Baker City, Oregon 97814
 541.523.7838 or toll free 1.800.956.0324 x7
 Email: CCRAssist@tecteam.org
 Website: www.trainingemployment.org

¹2012 population estimates from the Center for Population Research and Census at Portland State University.

²US Census, ACS, B23009, 2011 3-year estimate for Oregon.

³Price of child care for a toddler based on the median price of child care in a Baker County family child care home in Oregon as of March, 2012, OCCRP, OSU.

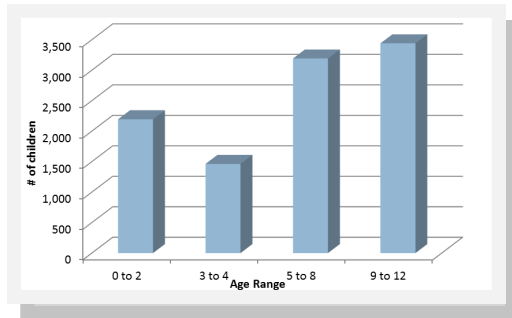
⁴2012 county-level cost of child care from Grobe, D. & Weber, R. *2012 Oregon Child Care Market Price Study*. Oregon Child Care Research Partnership, OSU.

⁵Average annual tuition from an OUS undergraduate student during 2011-2012 academic year from Oregon University System website.

⁶Subsidy data for Federal Fiscal Year (FFY) 2012 provided by the Department of Human Services. Analysis by OCCRP, OSU.

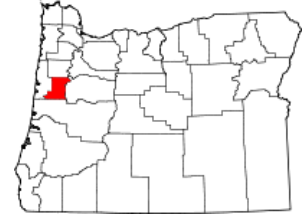
Child Care and Education in Benton County

How many children under 13 live in Benton County?¹

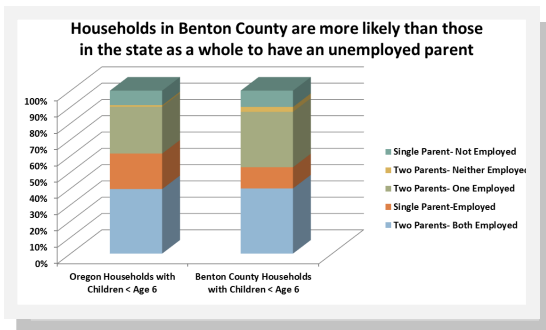


In 2012, there were **10,291** children age 0-12 years:

- ♦ **2,195** children age 0-2
- ♦ **1,463** children age 3-4
- ♦ **3,192** children 5-8
- ♦ **3,441** children 9-12



How much child care and education do we need?²



How much child care do we have?³

The following community resources exist for families in Benton County:

- ♦ **1,996** slots in child care centers
- ♦ **451** slots in family child care homes

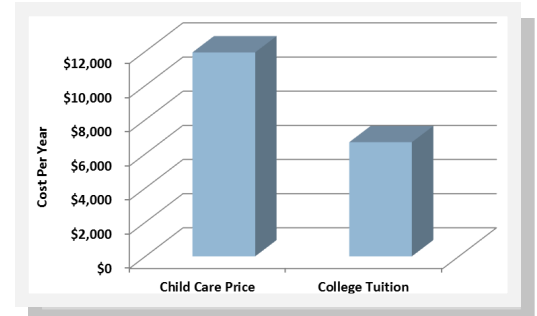
Benton County currently has **24** visible slots per 100 children

A map associated with this profile displays the amount and type of child care available within Benton County Elementary school catchment areas.

How much does child care cost?^{4&5}

The price of child care in Benton County exceeds the cost of college tuition at Oregon's public universities.

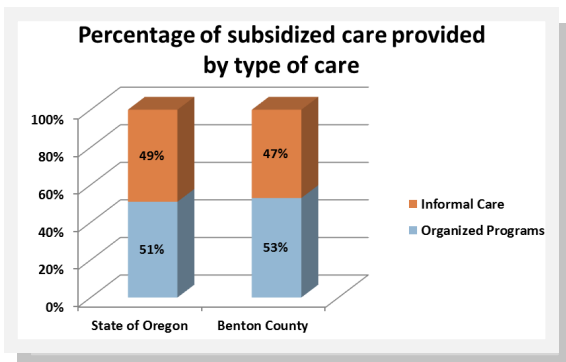
- ♦ Median annual price of child care in Benton County **\$11,940**
- ♦ Average annual price of public university tuition in Oregon **\$6,679**
- ♦ Care of a toddler as a percent of the annual income of a minimum wage worker **65%**



In 2011, child care workers earned a median salary between **\$18,720** and **\$26,561**⁶

Number of children whose families receive subsidies

from the Department of Human Services to help pay for child care⁷



On average, families of **146** Benton County children per month received a subsidy to help pay for child care in 2012

For more information about child care in Benton County, contact:

Family Connections
 6500 SW Pacific Boulevard
 Linn Benton Community College
 Albany, Oregon 97321
 541.917.4899 or toll free 1.800.845.1363
 Email: connect@linnbenton.edu
 Website: www.linnbenton.edu/liberal-arts-social-systems-and-human-performance/family-connections

¹2012 population estimates from the Center for Population Research and Census at Portland State University.

²US Census, ACS, B23009, 2011 3-year estimate for Oregon.

³Price of child care for a toddler based on an estimated supply of child care in Oregon as of March, 2012, OCCRP, OSU.

⁴2012 county-level cost of child care from Grobe, D. & Weber, R. *2012 Oregon Child Care Market Price Study*. Oregon Child Care Research Partnership, OSU.

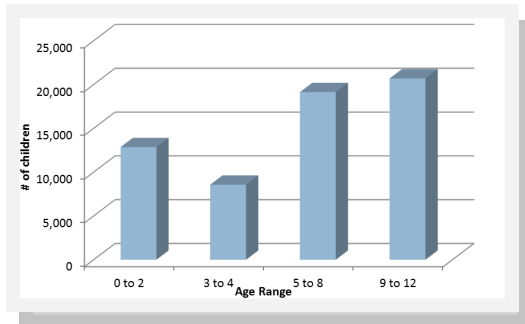
⁵Average annual tuition from an OUS undergraduate student during 2011-2012 academic year from Oregon University System website.

⁶Oregon Child Care Division, 2011

⁷Subsidy data for Federal Fiscal Year (FFY) 2012 provided by the Department of Human Services. Analysis by OCCRP, OSU.

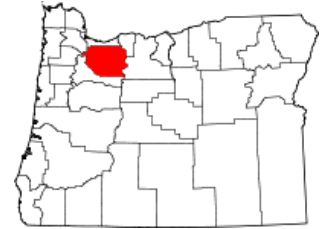
Child Care and Education in Clackamas County

How many children under 13 live in Clackamas County?¹

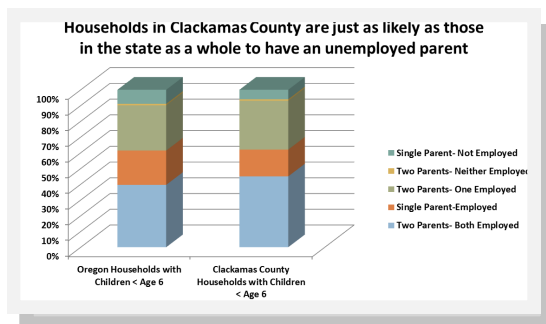


In 2012, there were **61,251** children age 0-12 years:

- ◆ **12,856** children age 0-2
- ◆ **8,571** children age 3-4
- ◆ **19,132** children 5-8
- ◆ **20,692** children 9-12



How much child care and education do we need?²



How much child care do we have?³

The following community resources exist for families in Clackamas County:

- ◆ **7,556** slots in child care centers
- ◆ **2,495** slots in family child care homes

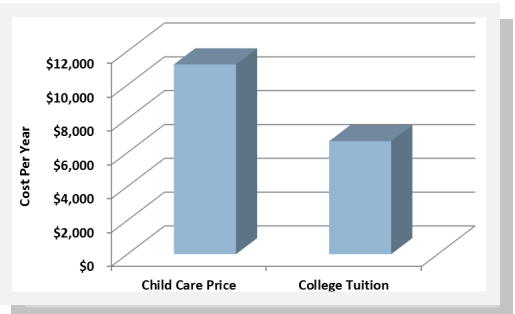
Clackamas County currently has **16** visible slots per 100 children

A map associated with this profile displays the amount and type of child care available within Clackamas County Elementary school catchment areas.

How much does child care cost?^{4&5}

The price of child care in Clackamas County exceeds the cost of college tuition at Oregon's public universities.

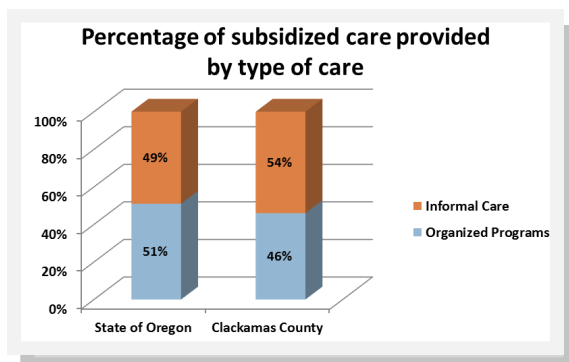
- ◆ Median annual price of child care in Clackamas County **\$11,220**
- ◆ Average annual price of public university tuition in Oregon **\$6,679**
- ◆ Care of a toddler as a percent of the annual income of a minimum wage worker **61%**



In 2011, child care workers earned a median salary between **\$19,760** and **\$29,120**⁶

Number of children whose families receive subsidies

from the Department of Human Services to help pay for child care⁷



On average, families of **812** Clackamas County children per month received a subsidy to help pay for child care in 2012

For more information about child care in Clackamas County, contact:
Child Care Resource and Referral of Clackamas County
13455 SE 97th Ave.

Education Service District
Clackamas, Oregon 97015

503.675.4100 or toll free 1.866.371.4373

Email: ccrr@clackesd@k12.or.us

Website: www.clackesd@k12.or.us

¹2012 population estimates from the Center for Population Research and Census at Portland State University.

²US Census, ACS, B23009, 2011 3-year estimate for Oregon.

³Price of child care for a toddler based on an estimated supply of child care in Oregon as of March, 2012, OCCRP, OSU.

⁴2012 county-level cost of child care from Grobe, D. & Weber, R. *2012 Oregon Child Care Market Price Study*. Oregon Child Care Research Partnership, OSU.

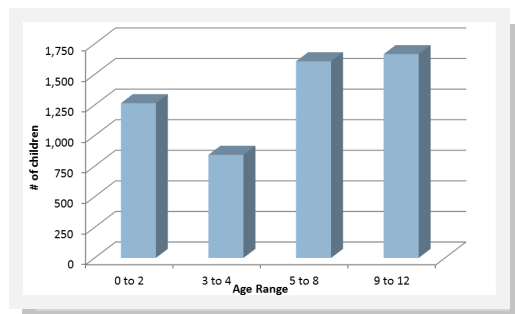
⁵Average annual tuition from an OUS undergraduate student during 2011-2012 academic year from Oregon University System website.

⁶Oregon Child Care Division, 2011

⁷Subsidy data for Federal Fiscal Year (FFY) 2012 provided by the Department of Human Services. Analysis by OCCRP, OSU.

Child Care and Education in Clatsop County

How many children under 13 live in Clatsop County?¹

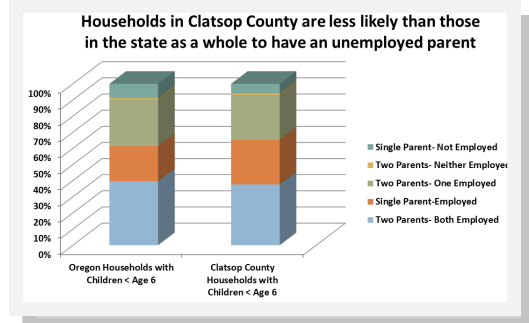


In 2012, there were **5,381** children age 0-12 years:

- ◆ **1,265** children age 0-2
- ◆ **843** children age 3-4
- ◆ **1,607** children 5-8
- ◆ **1,666** children 9-12



How much child care and education do we need?²



How much child care do we have?³

The following community resources exist for families in Clatsop County:

- ◆ **620** slots in child care centers
- ◆ **193** slots in family child care homes

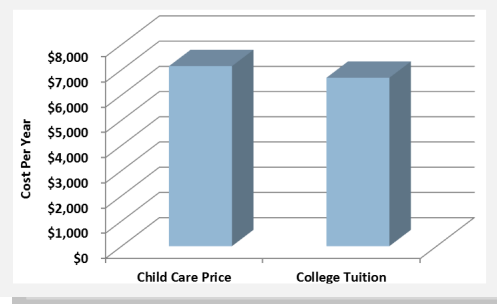
Clatsop County currently has **15** visible slots per 100 children

A map associated with this profile displays the amount and type of child care available within Clatsop County Elementary school catchment areas.

How much does child care cost?^{4&5}

The price of child care in Clatsop County exceeds the cost of college tuition at Oregon's public universities.

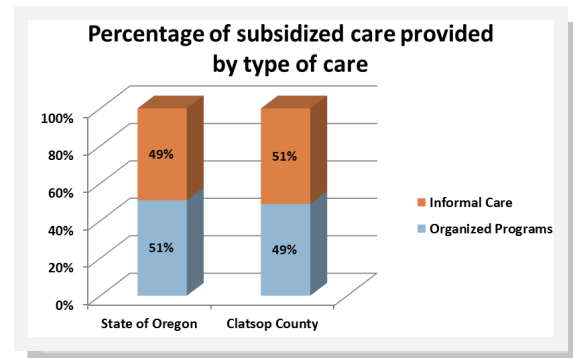
- ◆ Median annual price of child care in Clatsop County **\$7,140**
- ◆ Average annual price of public university tuition in Oregon **\$6,679**
- ◆ Care of a toddler as a percent of the annual income of a minimum wage worker **39%**



In 2011, child care workers earned a median salary between **\$20,758** and **\$24,190**⁶

Number of children whose families receive subsidies

from the Department of Human Services to help pay for child care⁷



On average, families of **78** Clatsop County children per month received a subsidy to help pay for child care in 2012

For more information about child care in Clatsop County, contact:

Clatsop County Extension Office

2001 Marine Dr., room 210

Astoria, Oregon 97103

503.325.1220 or toll free 1.877.333.4960

Email: familycareconnection@oregonstate.edu

Website: extension.oregonstate.edu/lincoln/family_care

¹2012 population estimates from the Center for Population Research and Census at Portland State University.

²US Census, ACS, B23009, 2011 3-year estimate for Oregon.

³Price of child care for a toddler based on an estimated supply of child care in Oregon as of March, 2012, OCCRP, OSU.

⁴2012 county-level cost of child care from Grobe, D. & Weber, R. *2012 Oregon Child Care Market Price Study*. Oregon Child Care Research Partnership, OSU.

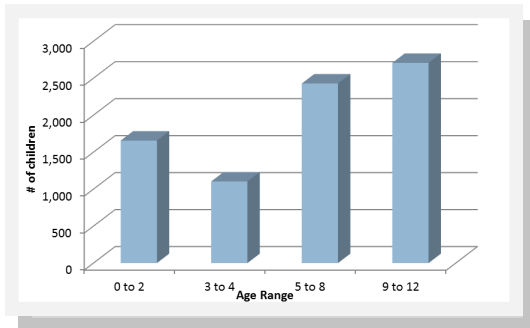
⁵Average annual tuition from an OUS undergraduate student during 2011-2012 academic year from Oregon University System website.

⁶Oregon Child Care Division, 2011

⁷Subsidy data for Federal Fiscal Year (FFY) 2012 provided by the Department of Human Services. Analysis by OCCRP, OSU.

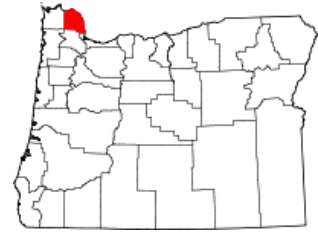
Child Care and Education in Columbia County

How many children under 13 live in Columbia County?¹

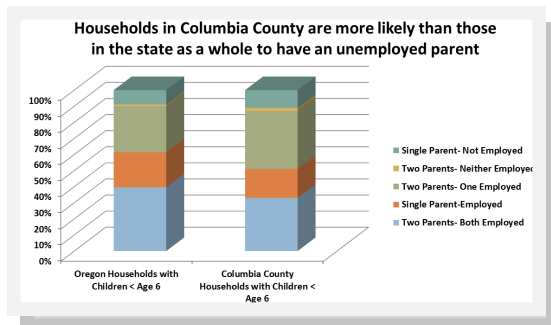


In 2012, there were **7,895** children age 0-12 years:

- ◆ **1,656** children age 0-2
- ◆ **1,104** children age 3-4
- ◆ **2,428** children 5-8
- ◆ **2,707** children 9-12



How much child care and education do we need?²



How much child care do we have?³

The following community resources exist for families in Columbia County:

- ◆ **945** slots in child care centers
- ◆ **323** slots in family child care homes

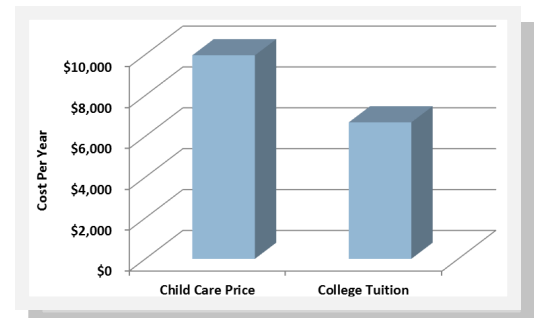
Columbia County currently has **16** visible slots per 100 children

A map associated with this profile displays the amount and type of child care available within Columbia County Elementary school catchment areas.

How much does child care cost?^{4&5}

The price of child care in Columbia County exceeds the cost of college tuition at Oregon's public universities.

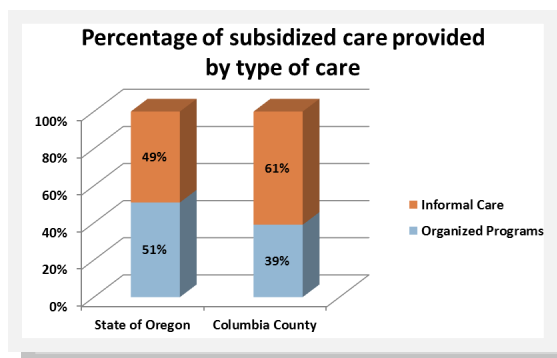
- ◆ Median annual price of child care in Columbia County **\$9,960**
- ◆ Average annual price of public university tuition in Oregon **\$6,679**
- ◆ Care of a toddler as a percent of the annual income of a minimum wage worker **54%**



In 2011, child care workers earned a median salary between **\$18,720** and **\$23,400**⁶

Number of children whose families receive subsidies

from the Department of Human Services to help pay for child care⁷



On average, families of **118** Columbia County children per month received a subsidy to help pay for child care in 2012

For more information about child care in Columbia County, contact:
 Child Care Resource and Referral in Washington and Columbia Counties
 1001 SW Baseline
 Hillsboro, Oregon 97123
 971.223.6100 or toll free 1.800.624.9516
 Email: ccrr@caowash.org
 Website: www.communityaction4u.org

¹2012 population estimates from the Center for Population Research and Census at Portland State University.

²US Census, ACS, B23009, 2011 3-year estimate for Oregon.

³Price of child care for a toddler based on an estimated supply of child care in Oregon as of March, 2012, OCCRP, OSU.

⁴2012 county-level cost of child care from Grobe, D. & Weber, R. *2012 Oregon Child Care Market Price Study*. Oregon Child Care Research Partnership, OSU.

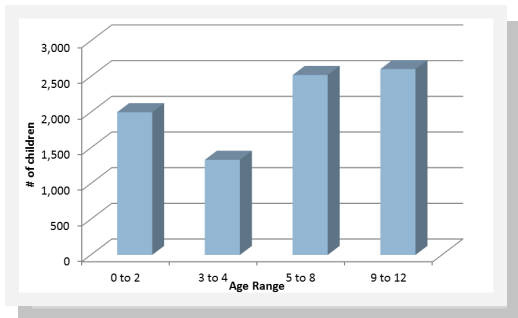
⁵Average annual tuition from an OUS undergraduate student during 2011-2012 academic year from Oregon University System website.

⁶Oregon Child Care Division, 2011

⁷Subsidy data for Federal Fiscal Year (FFY) 2012 provided by the Department of Human Services. Analysis by OCCRP, OSU.

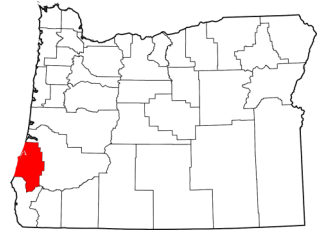
Child Care and Education in Coos County

How many children under 13 live in Coos County?¹

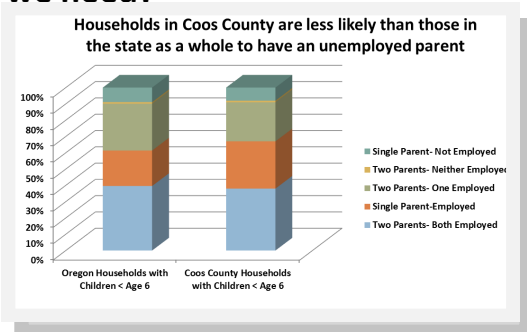


In 2012, there were **8,458** children age 0-12 years:

- ♦ **2,000** children age 0-2
- ♦ **1,333** children age 3-4
- ♦ **2,521** children 5-8
- ♦ **2,604** children 9-12



How much child care and education do we need?²



How much child care do we have?³

The following community resources exist for families in Coos County:

- ♦ **667** slots in child care centers
- ♦ **387** slots in family child care homes

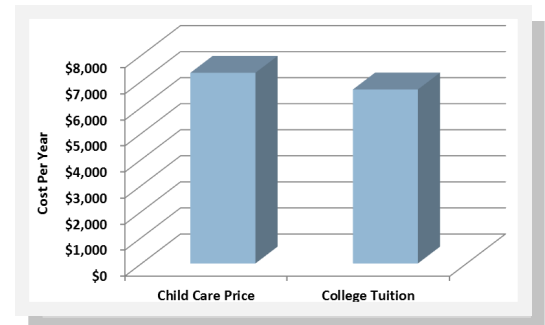
Coos County currently has **12** visible slots per 100 children

A map associated with this profile displays the amount and type of child care available within Coos County Elementary school catchment areas.

How much does child care cost?^{4&5}

The price of child care in Coos County exceeds the cost of college tuition at Oregon's public universities.

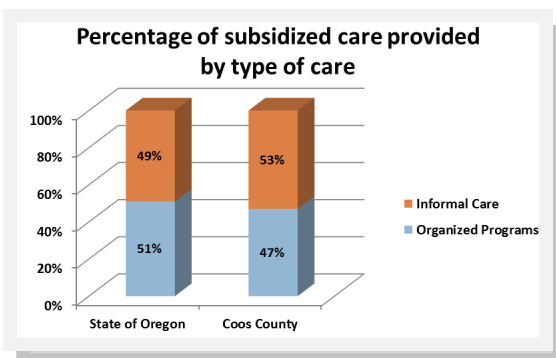
- ♦ Median annual price of child care in Coos County **\$7,320**
- ♦ Average annual price of public university tuition in Oregon **\$6,679**
- ♦ Care of a toddler as a percent of the annual income of a minimum wage worker **40%**



In 2011, child care workers earned a median salary between **\$19,677** and **\$31,200**⁶

Number of children whose families receive subsidies

from the Department of Human Services to help pay for child care⁷



On average, families of **234** Coos County children per month received a subsidy to help pay for child care in 2012

For more information about child care in Coos County, contact:
 CARE Connections
 1988 Newmark
 South Western Oregon Community College
 Coos Bay, Oregon 97420
 541.888.7957 or toll free 1.800.611.7555
 Email: cc&r@state.or.us
 Website: www.socc.edu/careconnections

¹2012 population estimates from the Center for Population Research and Census at Portland State University.

²US Census, ACS, B23009, 2011 3-year estimate for Oregon.

³Price of child care for a toddler based on an estimated supply of child care in Oregon as of March, 2012, OCCRP, OSU.

⁴2012 county-level cost of child care from Grobe, D. & Weber, R. *2012 Oregon Child Care Market Price Study*. Oregon Child Care Research Partnership, OSU.

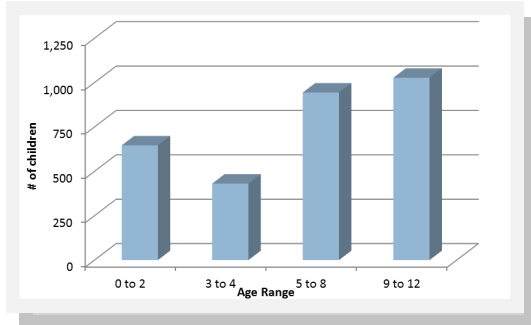
⁵Average annual tuition from an OUS undergraduate student during 2011-2012 academic year from Oregon University System website.

⁶Oregon Child Care Division, 2011

⁷Subsidy data for Federal Fiscal Year (FFY) 2012 provided by the Department of Human Services. Analysis by OCCRP, OSU.

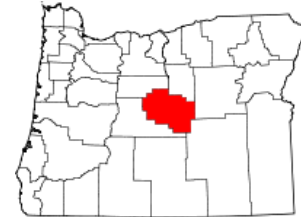
Child Care and Education in Crook County

How many children under 13 live in Crook County?¹

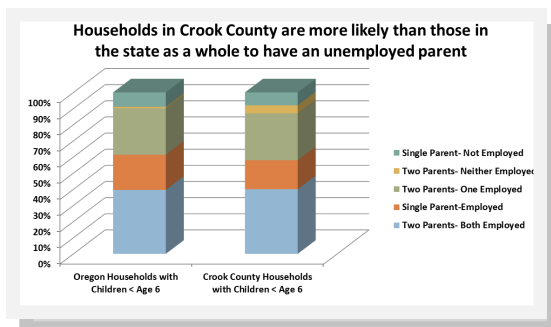


In 2012, there were **3,048** children age 0-12 years:

- ◆ **646** children age 0-2
- ◆ **431** children age 3-4
- ◆ **944** children 5-8
- ◆ **1,027** children 9-12



How much child care and education do we need?²



How much child care do we have?³

The following community resources exist for families in Crook County:

- ◆ **258** slots in child care centers
- ◆ **184** slots in family child care homes

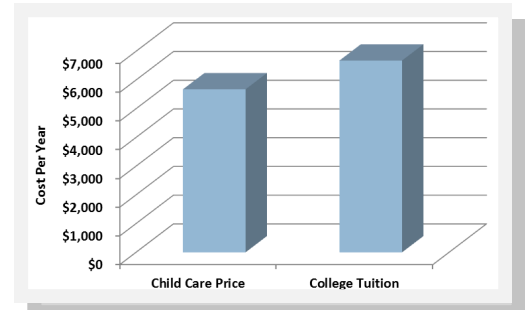
Crook County currently has **14** visible slots per 100 children

A map associated with this profile displays the amount and type of child care available within Crook County Elementary school catchment areas.

How much does child care cost?^{4&5}

The price of child care in Crook County is close to the cost of college tuition at Oregon's public universities.

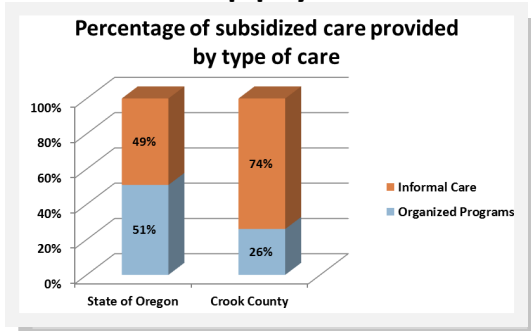
- ◆ Median annual price of child care in Crook County \$5,676
- ◆ Average annual price of public university tuition in Oregon \$6,679
- ◆ Care of a toddler as a percent of the annual income of a minimum wage worker 31%



Note: Due to the small number of centers in Crook County, there is insufficient data to accurately report child care worker salary

Number of children whose families receive subsidies from the Department of Human

Services to help pay for child care⁶



On average, families of **31** Crook County children per month received a subsidy to help pay for child care in 2012

For more information about child care in Crook County, contact:

NeighborImpact Child Care Resources
 2303 SW First St., suite A
 Redmond, Oregon 97756
 541.548.2380 x113 or toll free 1.888.298.2672
 Email: ccr@neighborimpact.org
 Website: www.neighborimpact.org/ccr.html

¹2012 population estimates from the Center for Population Research and Census at Portland State University.

²US Census, ACS, B23009, 2011 3-year estimate for Oregon.

³Price of child care for a toddler based on an estimated supply of child care in Oregon as of March, 2012, OCCRP, OSU.

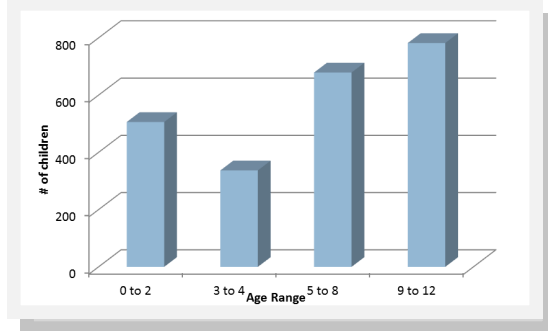
⁴2012 county-level cost of child care from Grobe, D. & Weber, R. 2012 *Oregon Child Care Market Price Study*. Oregon Child Care Research Partnership, OSU.

⁵Average annual tuition from an OUS undergraduate student during 2011-2012 academic year from Oregon University System website.

⁶Subsidy data for Federal Fiscal Year (FFY) 2012 provided by the Department of Human Services. Analysis by OCCRP, OSU.

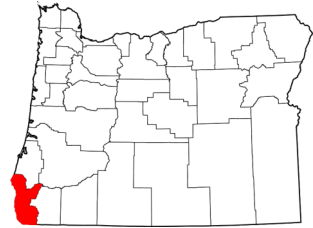
Child Care and Education in Curry County

How many children under 13 live in Curry County?¹

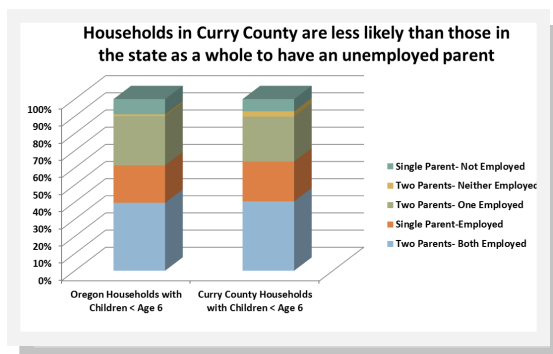


In 2012, there were **2,304** children age 0-12 years:

- ◆ **506** children age 0-2
- ◆ **337** children age 3-4
- ◆ **679** children 5-8
- ◆ **782** children 9-12



How much child care and education do we need?²



How much child care do we have?³

The following community resources exist for families in Curry County:

- ◆ **214** slots in child care centers
- ◆ **122** slots in family child care homes

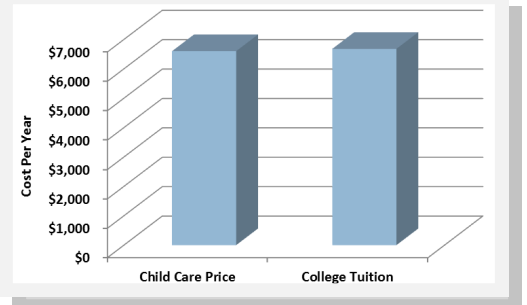
Curry County currently has **14** visible slots per 100 children

A map associated with this profile displays the amount and type of child care available within Curry County Elementary school catchment areas.

How much does child care cost?^{4&5}

The price of child care in Curry County is close to the cost of college tuition at Oregon's public universities.

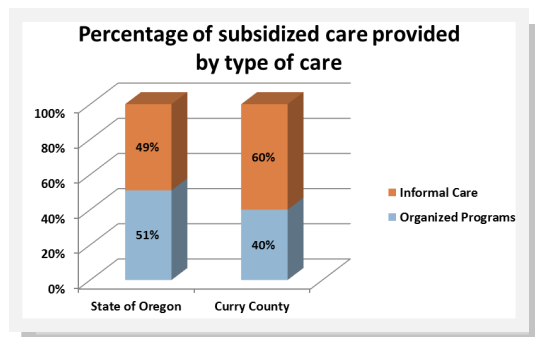
- ◆ Median annual price of child care in Curry County **\$6,600**
- ◆ Average annual price of public university tuition in Oregon **\$6,679**
- ◆ Care of a toddler as a percent of the annual income of a minimum wage worker **36%**



Note: Due to the small number of centers in Curry County, there is insufficient data to accurately report child care worker salary

Number of children whose families receive subsidies from the Department of Human

Services to help pay for child care⁶



On average, families of **58** Curry County children per month received a subsidy to help pay for child care in 2012

For more information about child care in Curry County, contact:

CARE Connections
 Hanscam Center
 16399 Lower Harbor Road
 Harbor, Oregon 97415
 Website: www.socc.edu/careconnections

¹2012 population estimates from the Center for Population Research and Census at Portland State University.

²US Census, ACS, B23009, 2011 3-year estimate for Oregon.

³Price of child care for a toddler based on an estimated supply of child care in Oregon as of March, 2012, OCCRP, OSU.

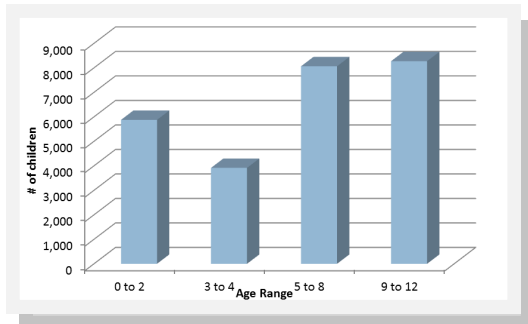
⁴2012 county-level cost of child care from Grobe, D. & Weber, R. *2012 Oregon Child Care Market Price Study*. Oregon Child Care Research Partnership, OSU.

⁵Average annual tuition from an OUS undergraduate student during 2011-2012 academic year from Oregon University System website.

⁶Subsidy data for Federal Fiscal Year (FFY) 2012 provided by the Department of Human Services. Analysis by OCCRP, OSU.

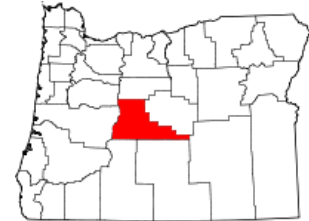
Child Care and Education in Deschutes County

How many children under 13 live in Deschutes County?¹

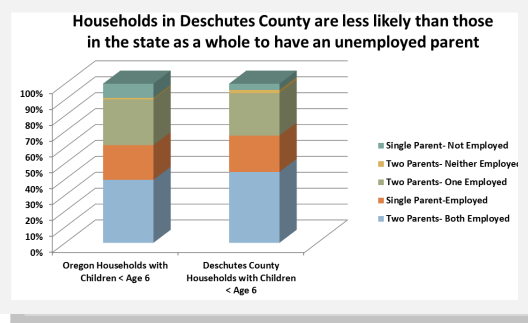


In 2012, there were **26,127** children age 0-12 years:

- ◆ **5,875** children age 0-2
- ◆ **3,916** children age 3-4
- ◆ **8,064** children 5-8
- ◆ **8,272** children 9-12



How much child care and education do we need?²



How much child care do we have?³

The following community resources exist for families in Deschutes County:

- ◆ **4,577** slots in child care centers
- ◆ **1,615** slots in family child care homes

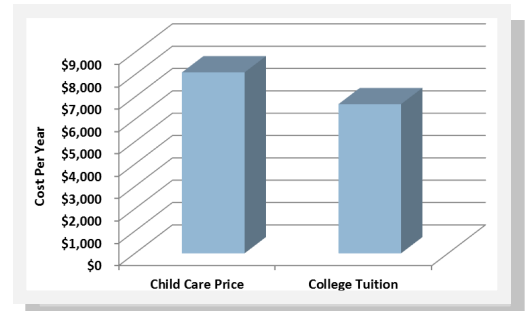
Deschutes County currently has **24** visible slots per 100 children

A map associated with this profile displays the amount and type of child care available within Deschutes County Elementary school catchment areas.

How much does child care cost?^{4&5}

The price of child care in Deschutes County exceeds the cost of college tuition at Oregon's public universities.

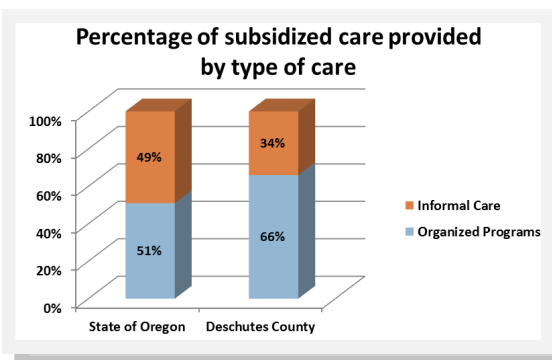
- ◆ Median annual price of child care in Deschutes County \$8,100
- ◆ Average annual price of public university tuition in Oregon \$6,679
- ◆ Care of a toddler as a percent of the annual income of a minimum wage worker 44%



In 2011, child care workers earned a median salary between **\$20,800** and **\$29,120**⁶

Number of children whose families receive subsidies

from the Department of Human Services to help pay for child care⁷



On average, families of **398** Deschutes County children per month received a subsidy to help pay for child care in 2012

For more information about child care in Deschutes County, contact:
 NeighborImpact Child Care Resources
 2303 SW First St., suite A
 Redmond, Oregon 97756
 541.548.2380 x 113 or toll free 1.888.298.2672
 Email: ccr@neighborimpact.org
 Website: www.neighborimpact.org/ccr.html

¹2012 population estimates from the Center for Population Research and Census at Portland State University.

²US Census, ACS, B23009, 2011 3-year estimate for Oregon.

³Price of child care for a toddler based on an estimated supply of child care in Oregon as of March, 2012, OCCRP, OSU.

⁴2012 county-level cost of child care from Grobe, D. & Weber, R. *2012 Oregon Child Care Market Price Study*. Oregon Child Care Research Partnership, OSU.

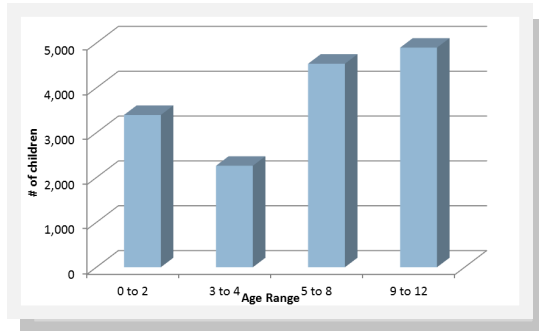
⁵Average annual tuition from an OUS undergraduate student during 2011-2012 academic year from Oregon University System website.

⁶Oregon Child Care Division, 2011

⁷Subsidy data for Federal Fiscal Year (FFY) 2012 provided by the Department of Human Services. Analysis by OCCRP, OSU.

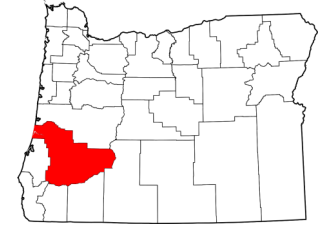
Child Care and Education in Douglas County

How many children under 13 live in Douglas County?¹

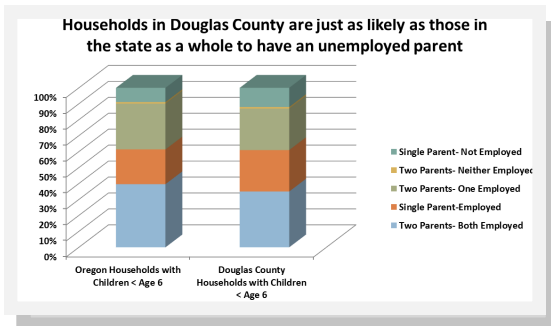


In 2012, there were **15,097** children age 0-12 years:

- ◆ **3,396** children age 0-2
- ◆ **2,264** children age 3-4
- ◆ **4,539** children 5-8
- ◆ **4,898** children 9-12



How much child care and education do we need?²



How much child care do we have?³

The following community resources exist for families in Douglas County:

- ◆ **1,232** slots in child care centers
- ◆ **833** slots in family child care homes

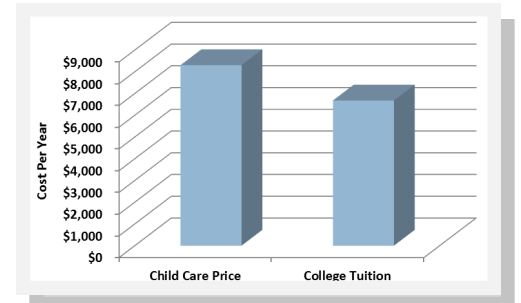
Douglas County currently has **14** visible slots per 100 children

A map associated with this profile displays the amount and type of child care available within Douglas County Elementary school catchment areas.

How much does child care cost?^{4&5}

The price of child care in Douglas County exceeds the cost of college tuition at Oregon's public universities.

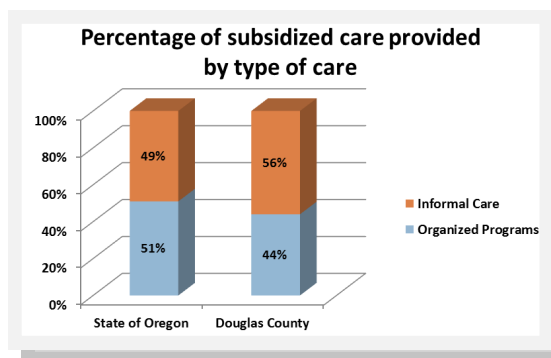
- ◆ Median annual price of child care in Douglas County **\$8,304**
- ◆ Average annual price of public university tuition in Oregon **\$6,679**
- ◆ Care of a toddler as a percent of the annual income of a minimum wage worker **45%**



In 2011, child care workers earned a median salary between **\$20,322** and **\$30,160**⁶

Number of children whose families receive subsidies

from the Department of Human Services to help pay for child care⁷



On average, families of **302** Douglas County children per month received a subsidy to help pay for child care in 2012

For more information about child care in Douglas County, contact:
 Family Connections of Lane and Douglas Counties
 4000 E 30th Ave.
 Lane Community College
 Eugene, Oregon 97405
 541.463.3954 or toll free 1.800.222.3290
 Email: CFE@lanec.edu
 Website: www.lanec.edu/lfc

¹2012 population estimates from the Center for Population Research and Census at Portland State University.

²US Census, ACS, B23009, 2011 3-year estimate for Oregon.

³Price of child care for a toddler based on an estimated supply of child care in Oregon as of March, 2012, OCCRP, OSU.

⁴2012 county-level cost of child care from Grobe, D. & Weber, R. *2012 Oregon Child Care Market Price Study*. Oregon Child Care Research Partnership, OSU.

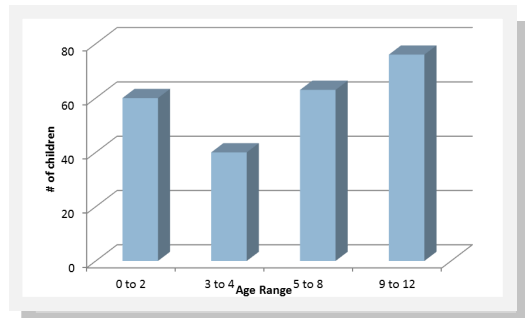
⁵Average annual tuition from an OUS undergraduate student during 2011-2012 academic year from Oregon University System website.

⁶Oregon Child Care Division, 2011

⁷Subsidy data for Federal Fiscal Year (FFY) 2012 provided by the Department of Human Services. Analysis by OCCRP, OSU.

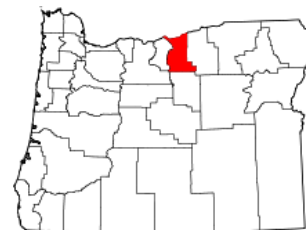
Child Care and Education in Gilliam County

How many children under 13 live in Gilliam County?¹

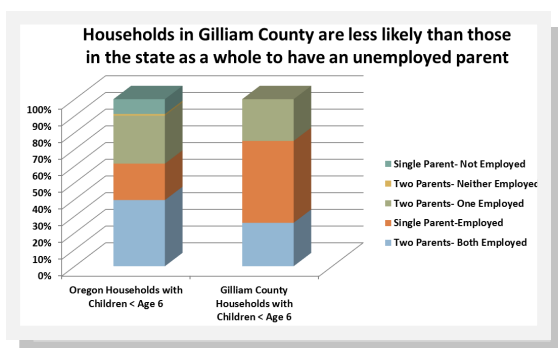


In 2012, there were **239** children age 0-12 years:

- ◆ **60** children age 0-2
- ◆ **40** children age 3-4
- ◆ **63** children 5-8
- ◆ **76** children 9-12



How much child care and education do we need?²



How much child care do we have?³

The following community resources exist for families in Gilliam County:

- ◆ **50** slots in child care centers
- ◆ **16** slots in family child care homes

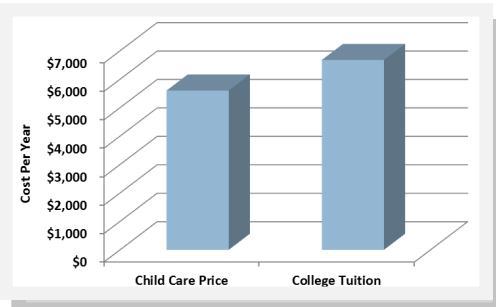
Gilliam County currently has **28** visible slots per 100 children

A map associated with this profile displays the amount and type of child care available within Gilliam County Elementary school catchment areas.

How much does child care cost?^{4&5}

The price of child care in Gilliam County is close to the cost of college tuition at Oregon's public universities.

- ◆ Median annual price of child care in Gilliam County **\$5,604**
- ◆ Average annual price of public university tuition in Oregon **\$6,679**
- ◆ Care of a toddler as a percent of the annual income of a minimum wage worker **31%**



Note: Due to the small number of centers in Gilliam County, there is insufficient data to accurately report child care worker salary

Number of children whose families receive subsidies from the Department of Human Services to help pay for child care⁶

No Gilliam County children received a subsidy to help pay for child care in April 2012.

For more information about child care in Gilliam County, contact:

Child Care Partners
 400 E Scenic Dr.
 Columbia Gorge Community College
 The Dalles, Oregon 97058
 541.506.6131 or toll free 1.800.755.1143
 Email: ccp@cgcc.or.us
 Website: www.cgcc.cc.or.us

¹2012 population estimates from the Center for Population Research and Census at Portland State University.

²US Census, ACS, B23009, 2011 3-year estimate for Oregon.

³Price of child care for a toddler based on an estimated supply of child care in Oregon as of March, 2012, OCCRP, OSU.

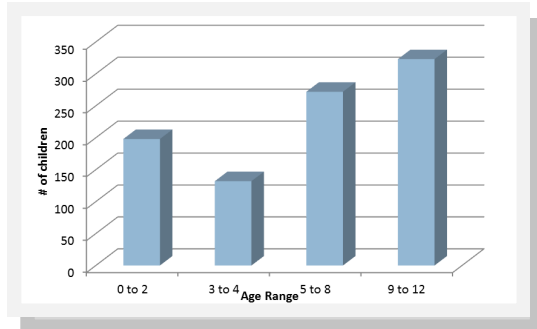
⁴2012 county-level cost of child care from Grobe, D. & Weber, R. *2012 Oregon Child Care Market Price Study*. Oregon Child Care Research Partnership, OSU.

⁵Average annual tuition from an OUS undergraduate student during 2011-2012 academic year from Oregon University System website.

⁶Subsidy data for Federal Fiscal Year (FFY) 2012 provided by the Department of Human Services. Analysis by OCCRP, OSU.

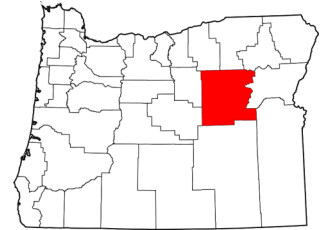
Child Care and Education in Grant County

How many children under 13 live in Grant County?¹

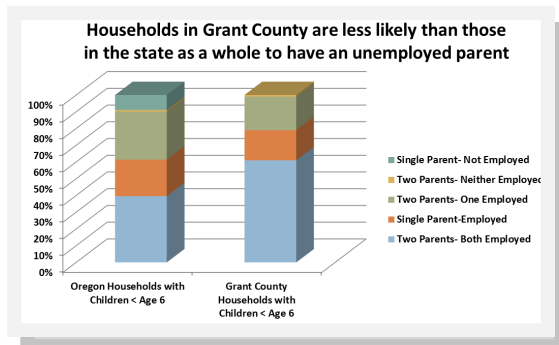


In 2012, there were **925** children age 0-12 years:

- ♦ **198** children age 0-2
- ♦ **132** children age 3-4
- ♦ **272** children 5-8
- ♦ **323** children 9-12



How much child care and education do we need?²



How much child care do we have?³

The following community resources exist for families in Grant County:

- ♦ **116** slots in child care centers
- ♦ **30** slots in family child care homes

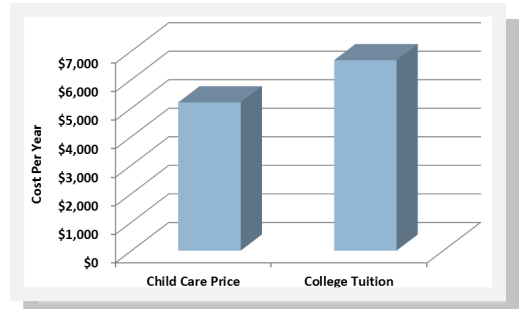
Grant County currently has **15** visible slots per 100 children

A map associated with this profile displays the amount and type of child care available within Grant County Elementary school catchment areas.

How much does child care cost?^{4&5}

The price of child care in Grant County is close to the cost of college tuition at Oregon's public universities.

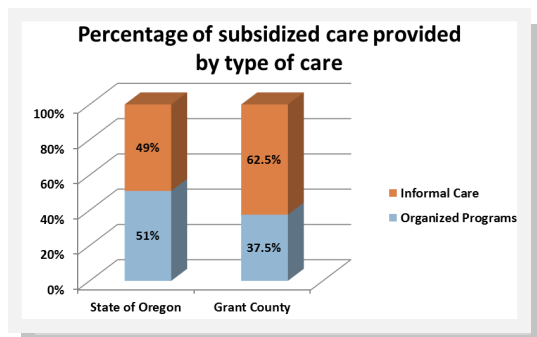
- ♦ Median annual price of child care in Grant County **\$5,200**
- ♦ Average annual price of public university tuition in Oregon **\$6,679**
- ♦ Care of a toddler as a percent of the annual income of a minimum wage worker **28%**



Note: Due to the small number of centers in Grant County, there is insufficient data to accurately report child care worker salary

Number of children whose families receive subsidies from the Department of Human

Services to help pay for child care⁶



On average, families of **8** Grant County children per month received a subsidy to help pay for child care in 2012

For more information about child care in Grant County, contact:

Child Care Resource & Referral

530 E Main, suite 6

John Day, Oregon 97845

541.575.0251 or toll free 1.800.956.0324 x7

Email: CCRAssist@tecteam.org

Website: www.trainingemployment.org

¹2012 population estimates from the Center for Population Research and Census at Portland State University.

²US Census, ACS, B23009, 2011 3-year estimate for Oregon.

³Price of child care for a toddler based on the median price of child care in a Grant County family child care home in Oregon as of March, 2012, OCCRP, OSU.

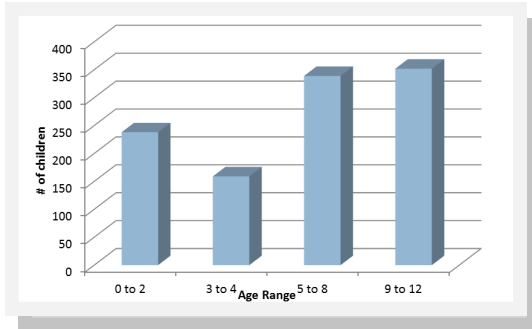
⁴2012 county-level cost of child care from Grobe, D. & Weber, R. *2012 Oregon Child Care Market Price Study*. Oregon Child Care Research Partnership, OSU.

⁵Average annual tuition from an OUS undergraduate student during 2011-2012 academic year from Oregon University System website.

⁶Subsidy data for Federal Fiscal Year (FFY) 2012 provided by the Department of Human Services. Analysis by OCCRP, OSU.

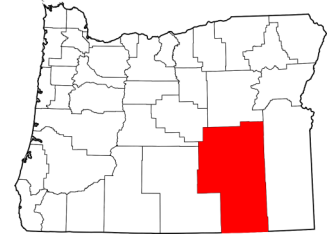
Child Care and Education in Harney County

How many children under 13 live in Harney County?¹

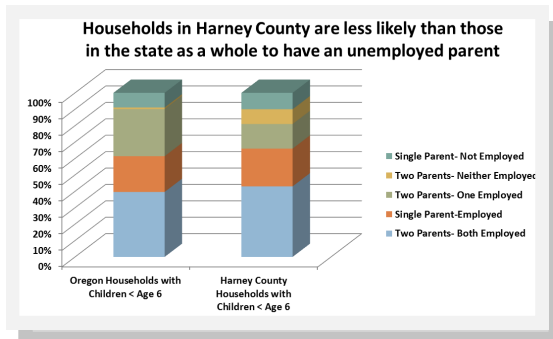


In 2012, there were **1,088** children age 0-12 years:

- ♦ **238** children age 0-2
- ♦ **159** children age 3-4
- ♦ **339** children 5-8
- ♦ **352** children 9-12



How much child care and education do we need?²



How much child care do we have?³

The following community resources exist for families in Harney County:

- ♦ **180** slots in child care centers
- ♦ **78** slots in family child care homes

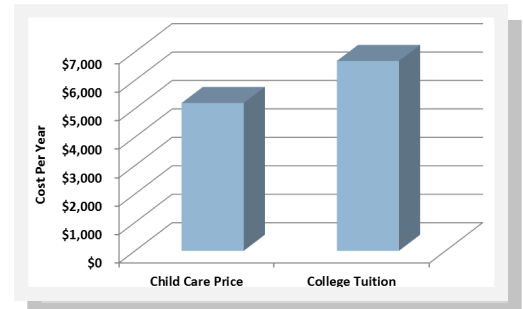
Harney County currently has **23** visible slots per 100 children

A map associated with this profile displays the amount and type of child care available within Harney County Elementary school catchment areas.

How much does child care cost?^{4&5}

The price of child care in Harney County is close to the cost of college tuition at Oregon's public universities.

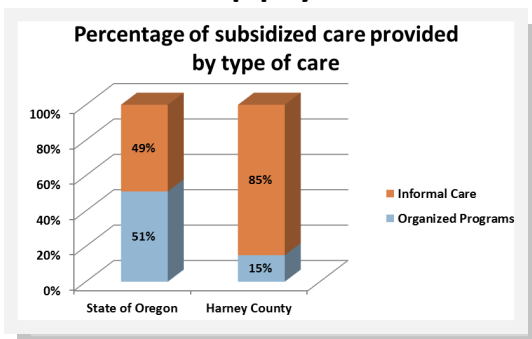
- ♦ Median annual price of child care in Harney County **\$5,200**
- ♦ Average annual price of public university tuition in Oregon **\$6,679**
- ♦ Care of a toddler as a percent of the annual income of a minimum wage worker **28%**



Note: Due to the small number of centers in Harney County, there is insufficient data to accurately report child care worker salary

Number of children whose families receive subsidies from the Department of Human

Services to help pay for child care⁶



On average, families of **13** Harney County children per month received a subsidy to help pay for child care in 2012

For more information about child care in Harney County, contact:

Child Care Resource & Referral
 503 S. Diamond St.
 Burns, Oregon 97720
 541.573.6676 or toll free 1.800.956.0324 x7
 Email: CCRAssist@tecteam.org
 Website: www.trainingemployment.org

¹2012 population estimates from the Center for Population Research and Census at Portland State University.

²US Census, ACS, B23009, 2011 3-year estimate for Oregon.

³Price of child care for a toddler based on the median price of child care in a Harney County family child care home in Oregon as of March, 2012, OCCRP, OSU.

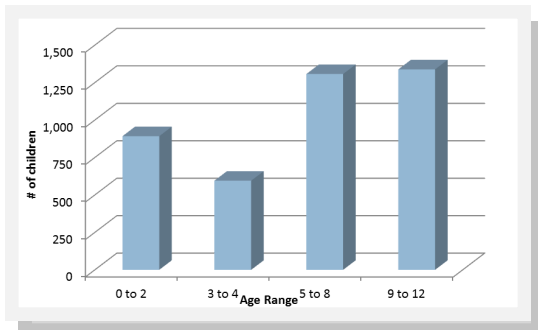
⁴2012 county-level cost of child care from Grobe, D. & Weber, R. *2012 Oregon Child Care Market Price Study*. Oregon Child Care Research Partnership, OSU.

⁵Average annual tuition from an OUS undergraduate student during 2011-2012 academic year from Oregon University System website.

⁶Subsidy data for Federal Fiscal Year (FFY) 2012 provided by the Department of Human Services. Analysis by OCCRP, OSU.

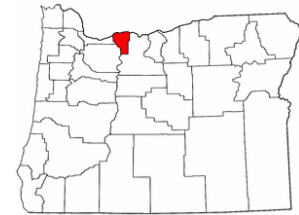
Child Care and Education in Hood River County

How many children under 13 live in Hood River County?¹

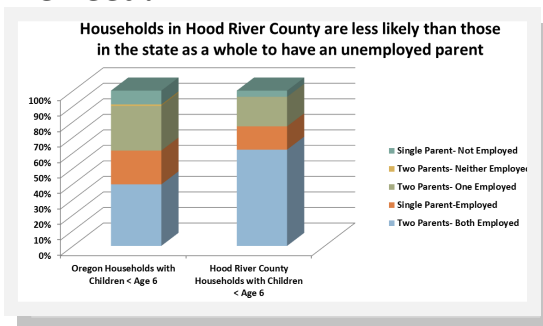


In 2012, there were **4,132** children age 0-12 years:

- ◆ **892** children age 0-2
- ◆ **595** children age 3-4
- ◆ **1,307** children 5-8
- ◆ **1,338** children 9-12



How much child care and education do we need?²



How much child care do we have?³

The following community resources exist for families in Hood River County:

- ◆ **675** slots in child care centers
- ◆ **253** slots in family child care homes

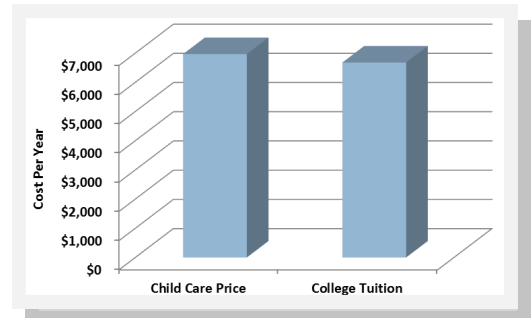
Hood River County currently has **22** visible slots per 100 children

A map associated with this profile displays the amount and type of child care available within Hood River County Elementary school catchment areas.

How much does child care cost?^{4&5}

The price of child care in Hood River County exceeds the cost of college tuition at Oregon's public universities.

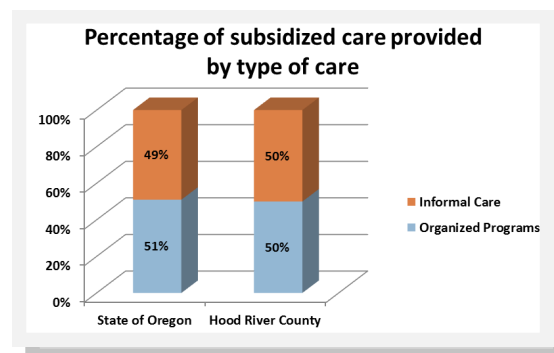
- ◆ Median annual price of child care in Hood River County \$6,968
- ◆ Average annual price of public university tuition in Oregon \$6,679
- ◆ Care of a toddler as a percent of the annual income of a minimum wage worker 38%



In 2011, child care workers earned a median salary between **\$22,006** and **\$41,600**⁶

Number of children whose families receive subsidies

from the Department of Human Services to help pay for child care⁷



On average, families of **60** Hood River County children per month received a subsidy to help pay for child care in 2012

For more information about child care in Hood River County, contact:

Child Care Partners
 400 E Scenic Dr.
 Columbia Gorge Community College
 The Dalles, Oregon 97058
 541.506.6131 or toll free 1.800.755.1143
 Email: ccp@cgcc.or.us
 Website: www.cgcc.cc.or.us

¹2012 population estimates from the Center for Population Research and Census at Portland State University.

²US Census, ACS, B23009, 2011 3-year estimate for Oregon.

³Price of child care for a toddler based on the median price of child care in a Hood River County family child care home in Oregon as of March, 2012, OCCRP, OSU.

⁴2012 county-level cost of child care from Grobe, D. & Weber, R. *2012 Oregon Child Care Market Price Study*. Oregon Child Care Research Partnership, OSU.

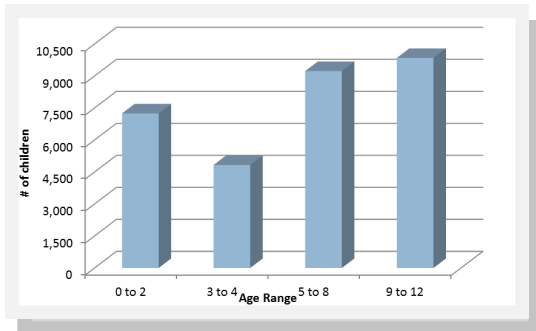
⁵Average annual tuition from an OUS undergraduate student during 2011-2012 academic year from Oregon University System website.

⁶Oregon Child Care Division, 2011

⁷Subsidy data for Federal Fiscal Year (FFY) 2012 provided by the Department of Human Services. Analysis by OCCRP, OSU.

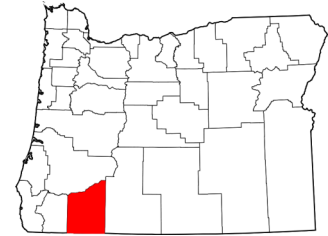
Child Care and Education in Jackson County

How many children under 13 live in Jackson County?¹

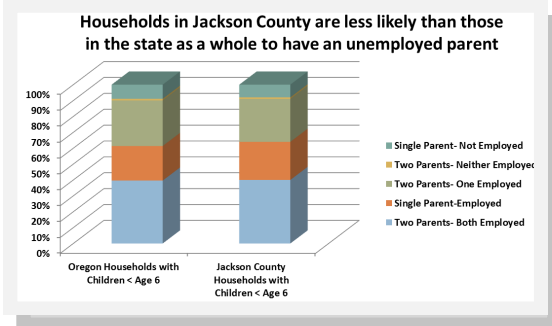


In 2012, there were **31,154** children age 0-12 years:

- ◆ **7,245** children age 0-2
- ◆ **4,830** children age 3-4
- ◆ **9,232** children 5-8
- ◆ **9,847** children 9-12



How much child care and education do we need?²



How much child care do we have?³

The following community resources exist for families in Jackson County:

- ◆ **4,219** slots in child care centers
- ◆ **1,672** slots in family child care homes

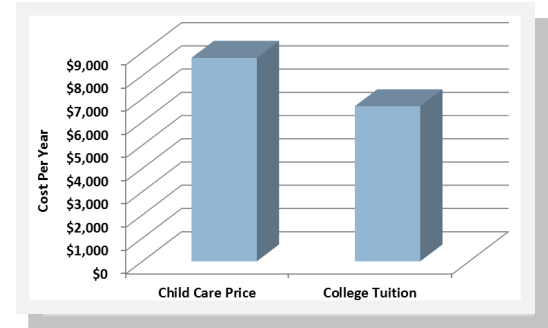
Jackson County currently has **19** visible slots per 100 children

A map associated with this profile displays the amount and type of child care available within Jackson County Elementary school catchment areas.

How much does child care cost?^{4&5}

The price of child care in Jackson County exceeds the cost of college tuition at Oregon's public universities.

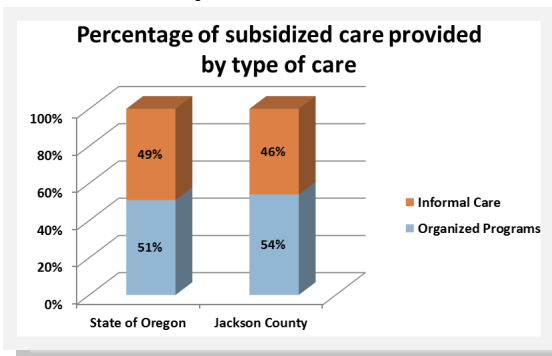
- ◆ Median annual price of child care in Jackson County **\$8,760**
- ◆ Average annual price of public university tuition in Oregon **\$6,679**
- ◆ Care of a toddler as a percent of the annual income of a minimum wage worker **48%**



In 2011, child care workers earned a median salary between **\$18,720** and **\$25,376**⁶

Number of children whose families receive subsidies

from the Department of Human Services to help pay for child care⁷



On average, families of **787** Jackson County children per month received a subsidy to help pay for child care in 2012

For more information about child care in Jackson County, contact:
 Child Care Resource Network of Southern Oregon
 673 Market St.
 Medford, Oregon 97504
 541.842.2610 or toll free 1.800.866.9034
 Email: CCRNReferral@jobcouncil.org
 Website: www.jobcouncil.org

¹2012 population estimates from the Center for Population Research and Census at Portland State University.

²US Census, ACS, B23009, 2011 3-year estimate for Oregon.

³Price of child care for a toddler based on an estimated supply of child care in Oregon as of March, 2012, OCCRP, OSU.

⁴2012 county-level cost of child care from Grobe, D. & Weber, R. *2012 Oregon Child Care Market Price Study*. Oregon Child Care Research Partnership, OSU.

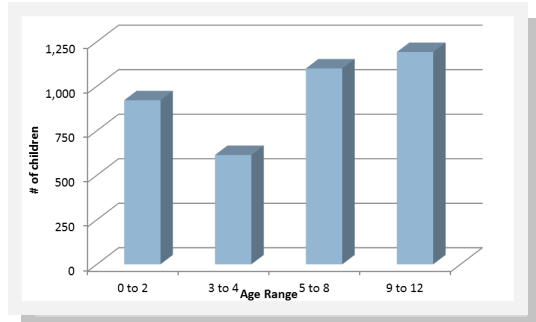
⁵Average annual tuition from an OUS undergraduate student during 2011-2012 academic year from Oregon University System website.

⁶Oregon Child Care Division, 2011

⁷Subsidy data for Federal Fiscal Year (FFY) 2012 provided by the Department of Human Services. Analysis by OCCRP, OSU.

Child Care and Education in Jefferson County

How many children under 13 live in Jefferson County?¹

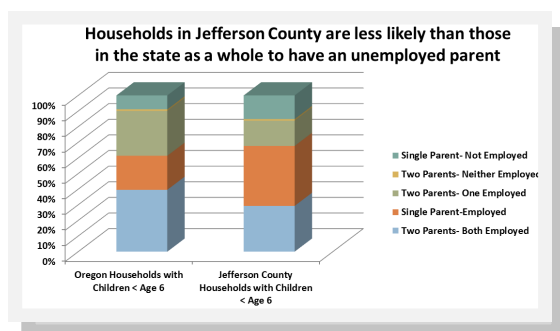


In 2012, there were **3,827** children age 0-12 years:

- ♦ **921** children age 0-2
- ♦ **614** children age 3-4
- ♦ **1,100** children 5-8
- ♦ **1,192** children 9-12



How much child care and education do we need?²



How much child care do we have?³

The following community resources exist for families in Jefferson County:

- ♦ **694** slots in child care centers
- ♦ **218** slots in family child care homes

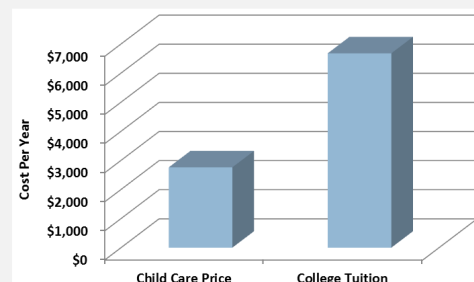
Jefferson County currently has **24** visible slots per 100 children

A map associated with this profile displays the amount and type of child care available within Jefferson County Elementary school catchment areas.

How much does child care cost?^{4&5}

The price of child care in Jefferson County is less than the cost of college tuition at Oregon's public universities.

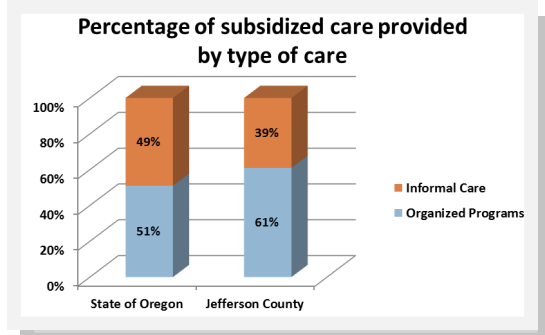
- ♦ Median annual price of child care in Jefferson County **\$2,760**
- ♦ Average annual price of public university tuition in Oregon **\$6,679**
- ♦ Care of a toddler as a percent of the annual income of a minimum wage worker **15%**



Note: Due to the small number of centers in Jefferson County, there is insufficient data to accurately report child care worker salary

Number of children whose families receive subsidies from the Department of Human

Services to help pay for child care⁶



On average, families of **66** Jefferson County children per month received a subsidy to help pay for child care in 2012

For more information about child care in Jefferson County, contact:

NeighborImpact Child Care Resources
 2303 SW First St., suite A
 Redmond, Oregon 97756
 541.548.2380 x113 or toll free 1.888.298.2672
 Email: ccr@neighborimpact.org
 Website: www.neighborimpact.org/ccr.html

¹2012 population estimates from the Center for Population Research and Census at Portland State University.

²US Census, ACS, B23009, 2011 3-year estimate for Oregon.

³Price of child care for a toddler based on an estimated supply of child care in Oregon as of March, 2012, OCCRP, OSU.

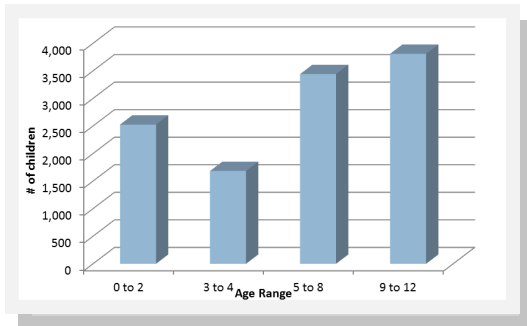
⁴2012 county-level cost of child care from Grobe, D. & Weber, R. *2012 Oregon Child Care Market Price Study*. Oregon Child Care Research Partnership, OSU.

⁵Average annual tuition from an OUS undergraduate student during 2011-2012 academic year from Oregon University System website.

⁶Subsidy data for Federal Fiscal Year (FFY) 2012 provided by the Department of Human Services. Analysis by OCCRP, OSU.

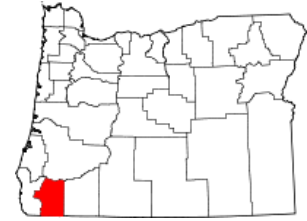
Child Care and Education in Josephine County

How many children under 13 live in Josephine County?¹

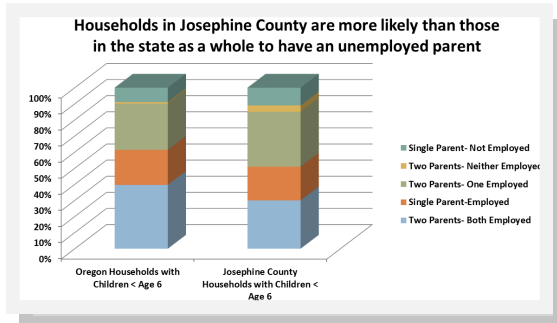


In 2012, there were **11,462** children age 0-12 years:

- ♦ **2,526** children age 0-2
- ♦ **1,684** children age 3-4
- ♦ **3,442** children 5-8
- ♦ **3,810** children 9-12



How much child care and education do we need?²



How much child care do we have?³

The following community resources exist for families in Josephine County:

- ♦ **1,312** slots in child care centers
- ♦ **323** slots in family child care homes

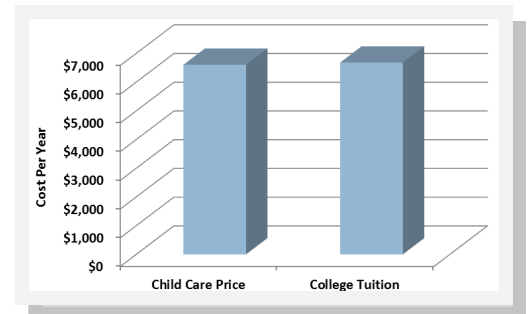
Josephine County currently has **14** visible slots per 100 children

A map associated with this profile displays the amount and type of child care available within Josephine County Elementary school catchment areas.

How much does child care cost?^{4&5}

The price of child care in Josephine County is close to the cost of college tuition at Oregon's public universities.

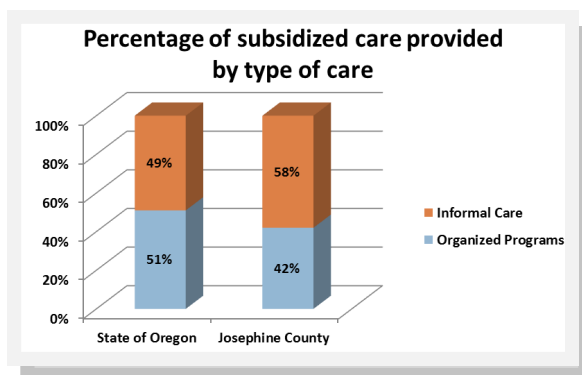
- ♦ Median annual price of child care in Josephine County **\$6,600**
- ♦ Average annual price of public university tuition in Oregon **\$6,679**
- ♦ Care of a toddler as a percent of the annual income of a minimum wage worker **36%**



In 2011, child care workers earned a median salary between **\$18,200** and **\$20,800**⁶

Number of children whose families receive subsidies

from the Department of Human Services to help pay for child care⁷



On average, families of **234** Josephine County children per month received a subsidy to help pay for child care in 2012

For more information about child care in Josephine County, contact:

Child Care Resource Network of Southern Oregon
 673 Market St.
 Medford, Oregon 97504
 541.842.2610 or toll free 1.800.866.9034
 Email: CCRNReferral@jobcouncil.org
 Website: www.jobcouncil.org

¹2012 population estimates from the Center for Population Research and Census at Portland State University.

²US Census, ACS, B23009, 2011 3-year estimate for Oregon.

³Price of child care for a toddler based on an estimated supply of child care in Oregon as of March, 2012, OCCRP, OSU.

⁴2012 county-level cost of child care from Grobe, D. & Weber, R. *2012 Oregon Child Care Market Price Study*. Oregon Child Care Research Partnership, OSU.

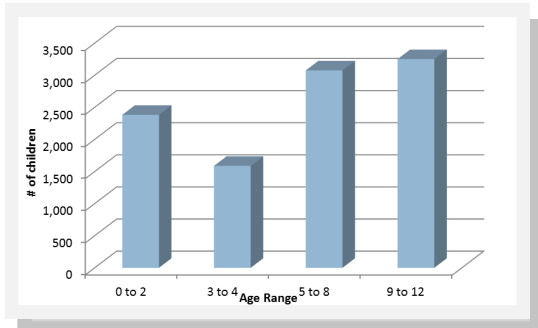
⁵Average annual tuition from an OUS undergraduate student during 2011-2012 academic year from Oregon University System website.

⁶Oregon Child Care Division, 2011

⁷Subsidy data for Federal Fiscal Year (FFY) 2012 provided by the Department of Human Services. Analysis by OCCRP, OSU.

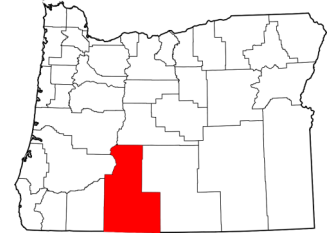
Child Care and Education in Klamath County

How many children under 13 live in Klamath County?¹

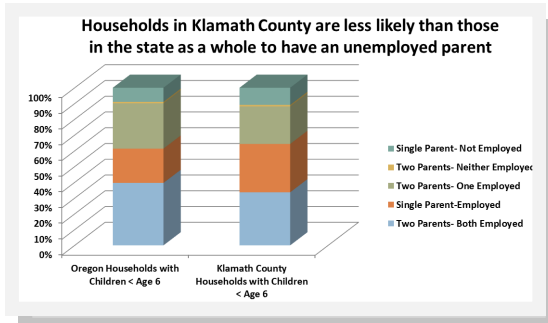


In 2012, there were **10,296** children age 0-12 years:

- ◆ **2,382** children age 0-2
- ◆ **1,588** children age 3-4
- ◆ **3,075** children 5-8
- ◆ **3,251** children 9-12



How much child care and education do we need?²



How much child care do we have?³

The following community resources exist for families in Klamath County:

- ◆ **1,478** slots in child care centers
- ◆ **294** slots in family child care homes

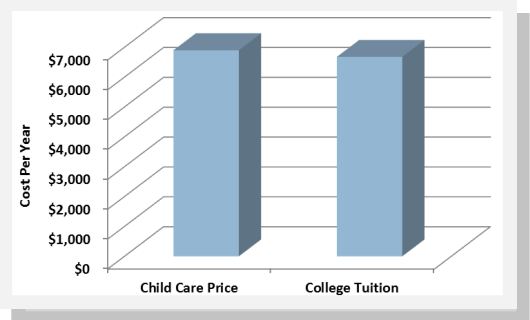
Klamath County currently has **17** visible slots per 100 children

A map associated with this profile displays the amount and type of child care available within Klamath County Elementary school catchment areas.

How much does child care cost?^{4&5}

The price of child care in Klamath County exceeds the cost of college tuition at Oregon's public universities.

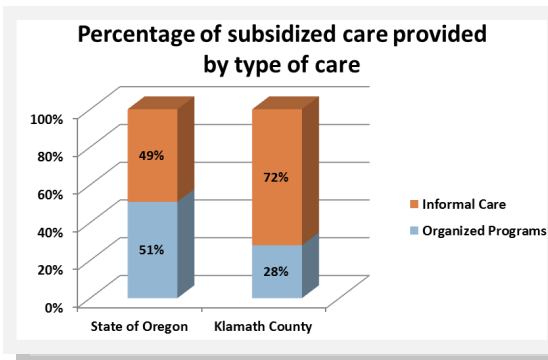
- ◆ Median annual price of child care in Klamath County **\$6,900**
- ◆ Average annual price of public university tuition in Oregon **\$6,679**
- ◆ Care of a toddler as a percent of the annual income of a minimum wage worker **38%**



In 2011, child care workers earned a median salary between **\$19,760** and **\$27,352**⁶

Number of children whose families receive subsidies

from the Department of Human Services to help pay for child care⁷



On average, families of **129** Klamath County children per month received a subsidy to help pay for child care in 2012

For more information about child care in Klamath County, contact:
 Child Care Resource Network of Southern Oregon
 673 Market St.
 Medford, Oregon 97504
 541.842.2610 or toll free 1.800.866.9034
 Email: CCRNReferral@jobcouncil.org
 Website: www.jobcouncil.org

¹2012 population estimates from the Center for Population Research and Census at Portland State University.

²US Census, ACS, B23009, 2011 3-year estimate for Oregon.

³Price of child care for a toddler based on an estimated supply of child care in Oregon as of March, 2012, OCCRP, OSU.

⁴2012 county-level cost of child care from Grobe, D. & Weber, R. *2012 Oregon Child Care Market Price Study*. Oregon Child Care Research Partnership, OSU.

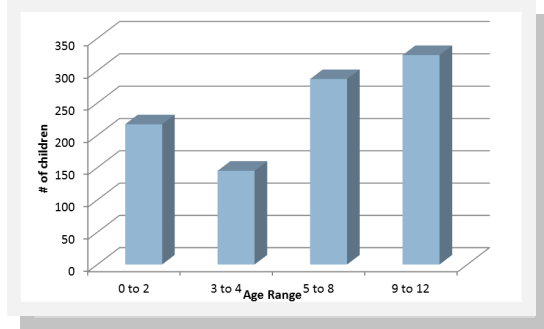
⁵Average annual tuition from an OUS undergraduate student during 2011-2012 academic year from Oregon University System website.

⁶Oregon Child Care Division, 2011

⁷Subsidy data for Federal Fiscal Year (FFY) 2012 provided by the Department of Human Services. Analysis by OCCRP, OSU.

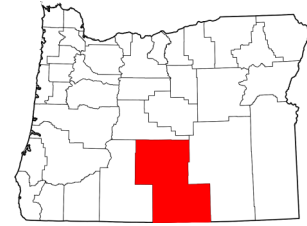
Child Care and Education in Lake County

How many children under 13 live in Lake County?¹

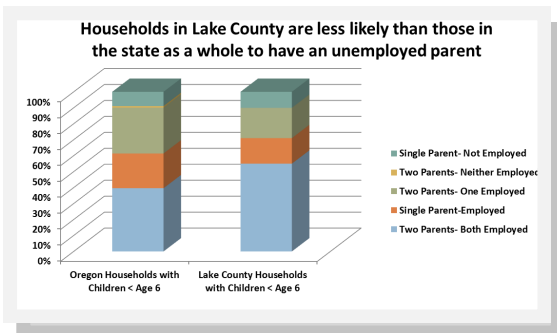


In 2012, there were **973** children age 0-12 years:

- ◆ **217** children age 0-2
- ◆ **145** children age 3-4
- ◆ **287** children 5-8
- ◆ **324** children 9-12



How much child care and education do we need?²



How much child care do we have?³

The following community resources exist for families in Lake County:

- ◆ **57** slots in child care centers
- ◆ **63** slots in family child care homes

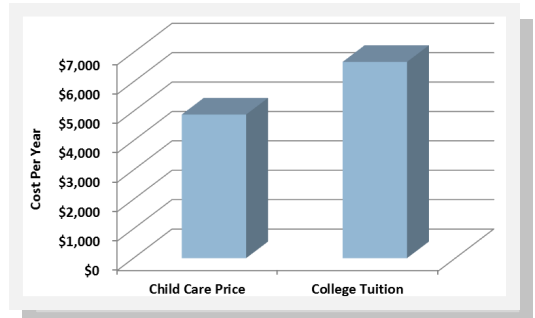
Lake County currently has **12** visible slots per 100 children

A map associated with this profile displays the amount and type of child care available within Lake County Elementary school catchment areas.

How much does child care cost?^{4&5}

The price of child care in Lake County is less than the cost of college tuition at Oregon's public universities.

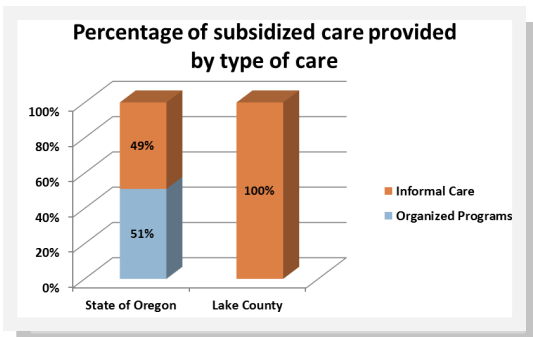
- ◆ Median annual price of child care in Lake County **\$4,888**
- ◆ Average annual price of public university tuition in Oregon **\$6,679**
- ◆ Care of a toddler as a percent of the annual income of a minimum wage worker **27%**



Note: Due to the small number of centers in Lake County, there is insufficient data to accurately report child care worker salary

Number of children whose families receive subsidies from the Department of Human

Services to help pay for child care⁶



On average, families of **2** Lake County children per month received a subsidy to help pay for child care in 2012

For more information about child care in Lake County, contact:

Child Care Resource Network of Southern Oregon
 673 Market St.
 Medford, Oregon 97504
 541.842.2610 or toll free 1.800.866.9034
 Email: CCRNReferral@jobcouncil.org
 Website: www.jobcouncil.org

¹2012 population estimates from the Center for Population Research and Census at Portland State University.

²US Census, ACS, B23009, 2011 3-year estimate for Oregon.

³Price of child care for a toddler based on the median price of child care in a Lake County family child care home in Oregon as of March, 2012, OCCRP, OSU.

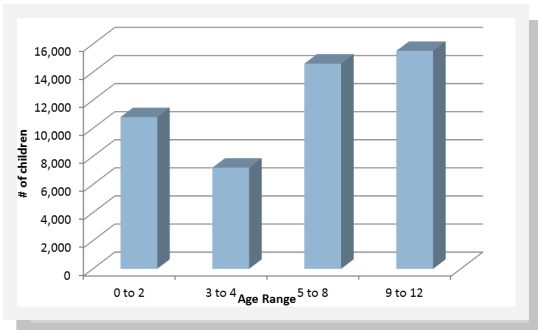
⁴2012 county-level cost of child care from Grobe, D. & Weber, R. *2012 Oregon Child Care Market Price Study*. Oregon Child Care Research Partnership, OSU.

⁵Average annual tuition from an OUS undergraduate student during 2011-2012 academic year from Oregon University System website.

⁶Subsidy data for Federal Fiscal Year (FFY) 2012 provided by the Department of Human Services. Analysis by OCCRP, OSU.

Child Care and Education in Lane County

How many children under 13 live in Lane County?¹

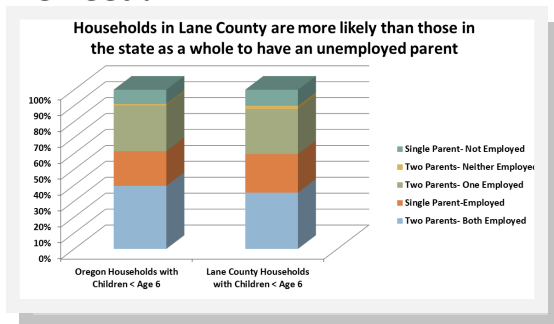


In 2012, there were **48,119** children age 0-12 years:

- ♦ **10,800** children age 0-2
- ♦ **7,200** children age 3-4
- ♦ **14,605** children 5-8
- ♦ **15,514** children 9-12



How much child care and education do we need?²



How much child care do we have?³

The following community resources exist for families in Lane County:

- ♦ **6,716** slots in child care centers
- ♦ **2,499** slots in family child care homes

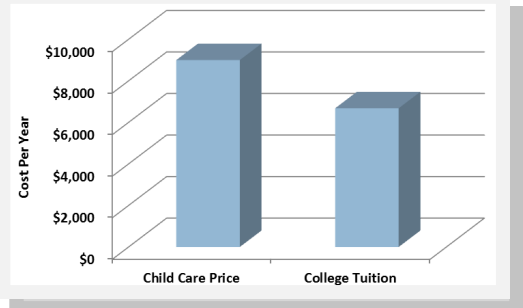
Lane County currently has **19** visible slots per 100 children

A map associated with this profile displays the amount and type of child care available within Lane County Elementary school catchment areas.

How much does child care cost?^{4&5}

The price of child care in Lane County exceeds the cost of college tuition at Oregon's public universities.

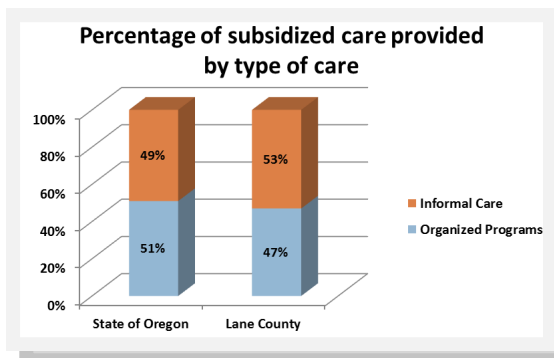
- ♦ Median annual price of child care in Lane County **\$9,000**
- ♦ Average annual price of public university tuition in Oregon **\$6,679**
- ♦ Care of a toddler as a percent of the annual income of a minimum wage worker **49%**



In 2011, child care workers earned a median salary between **\$18,720** and **\$27,040**⁶

Number of children whose families receive subsidies

from the Department of Human Services to help pay for child care⁷



On average, families of **1,420** Lane County children per month received a subsidy to help pay for child care in 2012

For more information about child care in Lane County, contact:
 Family Connections of Lane and Douglas Counties
 4000 E 30th Ave.
 Lane Community College
 Eugene, Oregon 97405
 541.463.3954 or toll free 1.800.222.3290
 Email: CFE@lanecc.edu
 Website: www.lanecc.edu/lfc

¹2012 population estimates from the Center for Population Research and Census at Portland State University.

²US Census, ACS, B23009, 2011 3-year estimate for Oregon.

³Price of child care for a toddler based on an estimated supply of child care in Oregon as of March, 2012, OCCRP, OSU.

⁴2012 county-level cost of child care from Grobe, D. & Weber, R. *2012 Oregon Child Care Market Price Study*. Oregon Child Care Research Partnership, OSU.

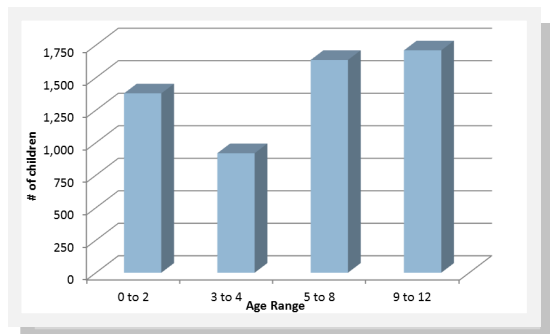
⁵Average annual tuition from an OUS undergraduate student during 2011-2012 academic year from Oregon University System website.

⁶Oregon Child Care Division, 2011

⁷Subsidy data for Federal Fiscal Year (FFY) 2012 provided by the Department of Human Services. Analysis by OCCRP, OSU.

Child Care and Education in Lincoln County

How many children under 13 live in Lincoln County?¹

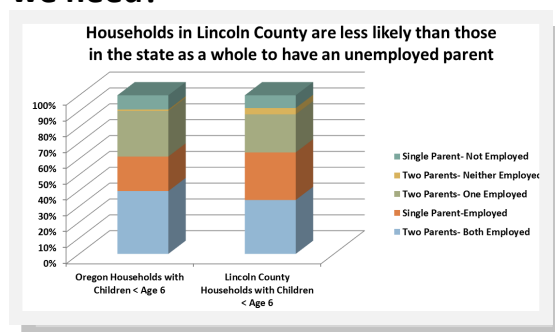


In 2012, there were **5,644** children age 0-12 years:

- ◆ **1,379** children age 0-2
- ◆ **919** children age 3-4
- ◆ **1,636** children 5-8
- ◆ **1,710** children 9-12



How much child care and education do we need?²



How much child care do we have?³

The following community resources exist for families in Lincoln County:

- ◆ **796** slots in child care centers
- ◆ **220** slots in family child care homes

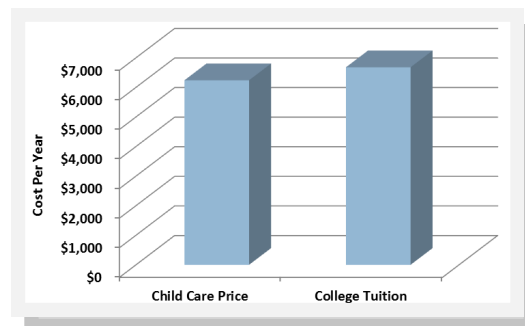
Lincoln County currently has **18** visible slots per 100 children

A map associated with this profile displays the amount and type of child care available within Lincoln County Elementary school catchment areas.

How much does child care cost?^{4&5}

The price of child care in Lincoln is close to the cost of college tuition at Oregon's public universities.

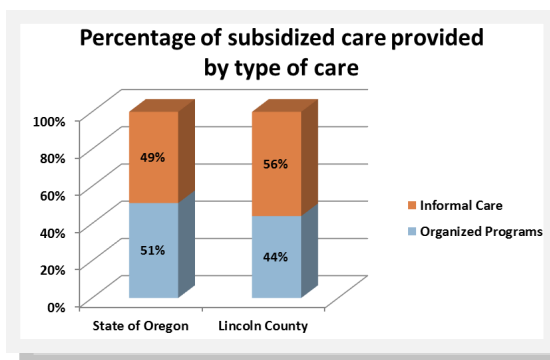
- ◆ Median annual price of child care in Lincoln County **\$6,240**
- ◆ Average annual price of public university tuition in Oregon **\$6,679**
- ◆ Care of a toddler as a percent of the annual income of a minimum wage worker **34%**



In 2011, child care workers earned a median salary between **\$22,693** and **\$32,240**⁶

Number of children whose families receive subsidies

from the Department of Human Services to help pay for child care⁷



On average, families of **103** Lincoln children per month received a subsidy to help pay for child care in 2012

For more information about child care in Lincoln County, contact:

Family Care Connection
 29 SE Second St.
 OSU- Lincoln County Extension
 Newport, Oregon 97365
 541.265.2558 or toll free 1.800.603.2728
 Email: familycareconnection@oregonstate.edu
 Website: extension.oregonstate.edu/Lincoln/family_care

¹2012 population estimates from the Center for Population Research and Census at Portland State University.

²US Census, ACS, B23009, 2011 3-year estimate for Oregon.

³Price of child care for a toddler based on the median price of child care in a Lincoln County family child care home in Oregon as of March, 2012, OCCRP, OSU.

⁴2012 county-level cost of child care from Grobe, D. & Weber, R. *2012 Oregon Child Care Market Price Study*. Oregon Child Care Research Partnership, OSU.

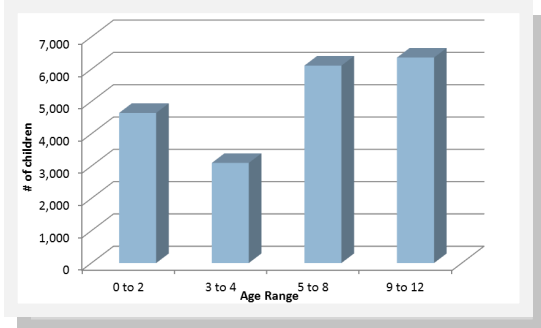
⁵Average annual tuition from an OUS undergraduate student during 2011-2012 academic year from Oregon University System website.

⁶Oregon Child Care Division, 2011

⁷Subsidy data for Federal Fiscal Year (FFY) 2012 provided by the Department of Human Services. Analysis by OCCRP, OSU.

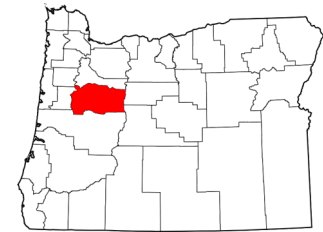
Child Care and Education in Linn County

How many children under 13 live in Linn County?¹

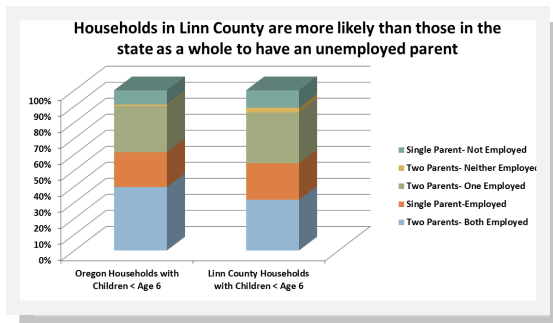


In 2012, there were **20,216** children age 0-12 years:

- ◆ **4,647** children age 0-2
- ◆ **3,098** children age 3-4
- ◆ **6,111** children 5-8
- ◆ **6,360** children 9-12



How much child care and education do we need?²



How much child care do we have?³

The following community resources exist for families in Linn County:

- ◆ **1,758** slots in child care centers
- ◆ **790** slots in family child care homes

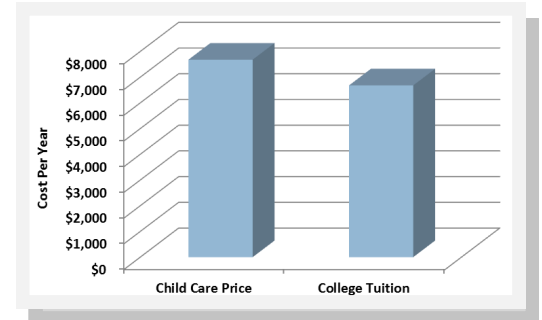
Linn County currently has **13** visible slots per 100 children

A map associated with this profile displays the amount and type of child care available within Linn County Elementary school catchment areas.

How much does child care cost?^{4&5}

The price of child care in Linn County exceeds the cost of college tuition at Oregon's public universities.

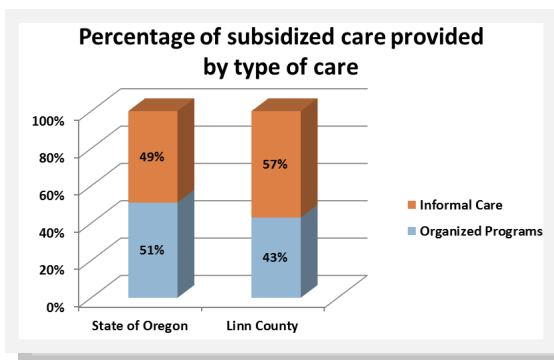
- ◆ Median annual price of child care in Linn County **\$7,680**
- ◆ Average annual price of public university tuition in Oregon **\$6,679**
- ◆ Care of a toddler as a percent of the annual income of a minimum wage worker **42%**



In 2011, child care workers earned a median salary between **\$19,760** and **\$24,960**⁶

Number of children whose families receive subsidies

from the Department of Human Services to help pay for child care⁷



On average, families of **372** Linn County children per month received a subsidy to help pay for child care in 2012

For more information about child care in Linn County, contact:

Family Connections
 6500 SW Pacific Boulevard
 Linn Benton Community College
 Albany, Oregon 97321
 541.917.4899 or toll free 1.800.845.1363
 Email: connect@linnbenton.edu
 Website: www.linnbenton.edu/liberal-arts-social-systems-and-human-performance/family-connections

¹2012 population estimates from the Center for Population Research and Census at Portland State University.

²US Census, ACS, B23009, 2011 3-year estimate for Oregon.

³Price of child care for a toddler based on an estimated supply of child care in Oregon as of March, 2012, OCCRP, OSU.

⁴2012 county-level cost of child care from Grobe, D. & Weber, R. *2012 Oregon Child Care Market Price Study*. Oregon Child Care Research Partnership, OSU.

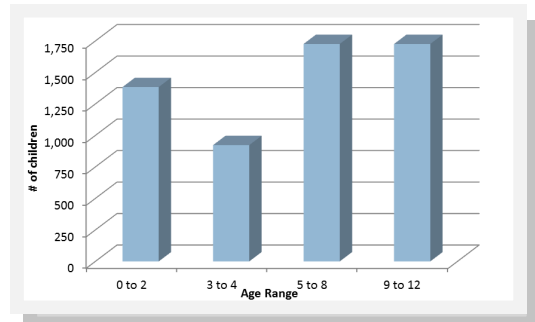
⁵Average annual tuition from an OUS undergraduate student during 2011-2012 academic year from Oregon University System website.

⁶Oregon Child Care Division, 2011

⁷Subsidy data for Federal Fiscal Year (FFY) 2012 provided by the Department of Human Services. Analysis by OCCRP, OSU.

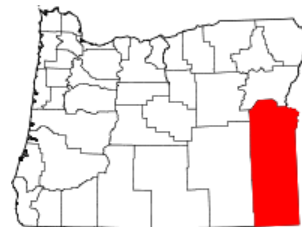
Child Care and Education in Malheur County

How many children under 13 live in Malheur County?¹

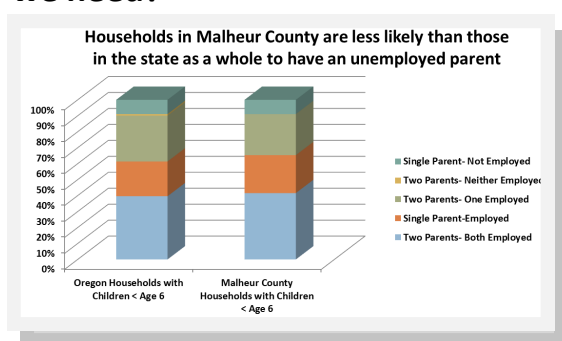


In 2012, there were **5,759** children age 0-12 years:

- ♦ **1,384** children age 0-2
- ♦ **923** children age 3-4
- ♦ **1,726** children 5-8
- ♦ **1,726** children 9-12



How much child care and education do we need?²



How much child care do we have?³

The following community resources exist for families in Malheur County:

- ♦ **992** slots in child care centers
- ♦ **316** slots in family child care homes

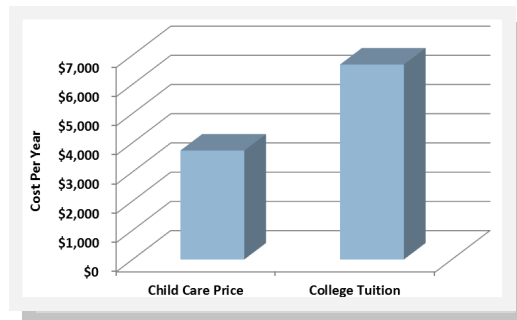
Malheur County currently has **23** visible slots per 100 children

A map associated with this profile displays the amount and type of child care available within Malheur County Elementary school catchment areas.

How much does child care cost?^{4&5}

The price of child care in Malheur County is less than the cost of college tuition at Oregon's public universities.

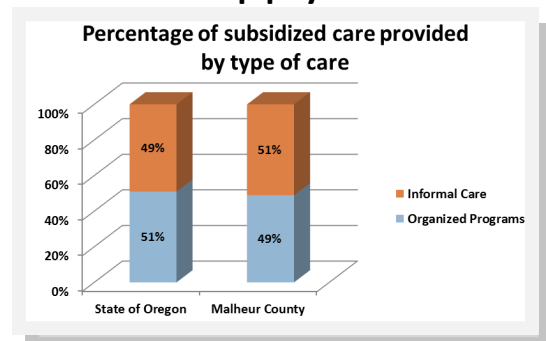
- ♦ Median annual price of child care in Malheur County **\$3,732**
- ♦ Average annual price of public university tuition in Oregon **\$6,679**
- ♦ Care of a toddler as a percent of the annual income of a minimum wage worker **20%**



Note: Due to the small number of centers in Malheur County, there is insufficient data to accurately report child care worker salary

Number of children whose families receive subsidies from the Department of Human

Services to help pay for child care⁶



On average, families of **117** Malheur County children per month received a subsidy to help pay for child care in 2012

For more information about child care in Malheur County, contact:

Child Care Resource and Referral

375 SW 2nd Ave.

Ontario, Oregon 97914

Email: CCRAssist@tecteam.org

Website: www.trainingemployment.org

¹2012 population estimates from the Center for Population Research and Census at Portland State University.

²US Census, ACS, B23009, 2011 3-year estimate for Oregon.

³Price of child care for a toddler based on an estimated supply of child care in Oregon as of March, 2012, OCCRP, OSU.

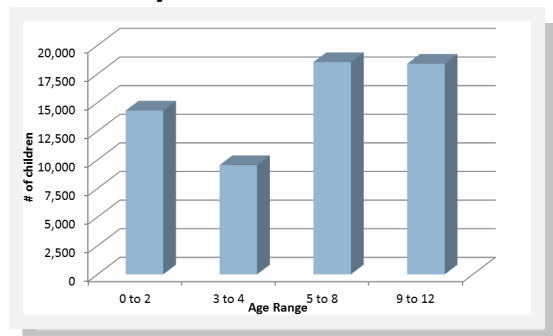
⁴2012 county-level cost of child care from Grobe, D. & Weber, R. *2012 Oregon Child Care Market Price Study*. Oregon Child Care Research Partnership, OSU.

⁵Average annual tuition from an OUS undergraduate student during 2011-2012 academic year from Oregon University System website.

⁶Subsidy data for Federal Fiscal Year (FFY) 2012 provided by the Department of Human Services. Analysis by OCCRP, OSU.

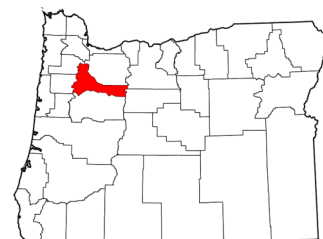
Child Care and Education in Marion County

How many children under 13 live in Marion County?¹

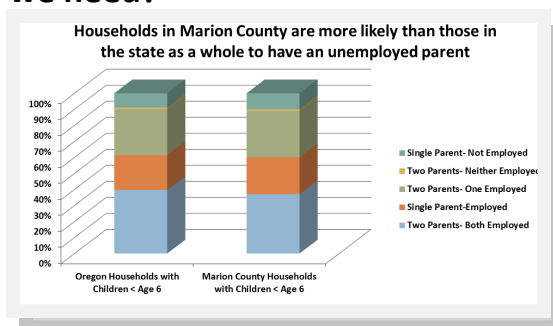


In 2012, there were **60,766** children age 0-12 years:

- ◆ **14,305** children age 0-2
- ◆ **9,537** children age 3-4
- ◆ **18,529** children 5-8
- ◆ **18,395** children 9-12



How much child care and education do we need?²



How much child care do we have?³

The following community resources exist for families in Marion County:

- ◆ **5,376** slots in child care centers
- ◆ **3,320** slots in family child care homes

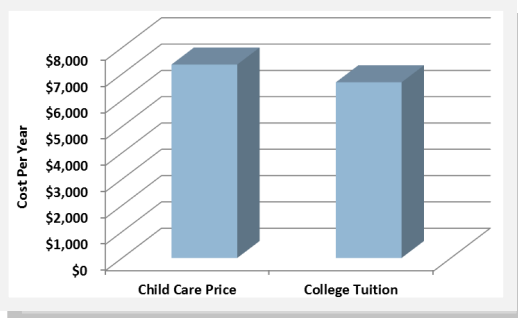
Marion County currently has **14** visible slots per 100 children

A map associated with this profile displays the amount and type of child care available within Marion County Elementary school catchment areas.

How much does child care cost?^{4&5}

The price of child care in Marion County exceeds the cost of college tuition at Oregon's public universities.

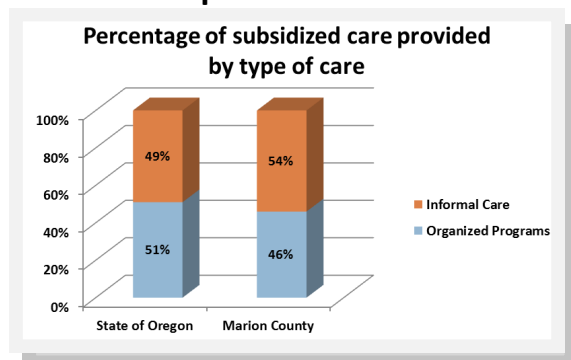
- ◆ Median annual price of child care in Marion County \$7,356
- ◆ Average annual price of public university tuition in Oregon \$6,679
- ◆ Care of a toddler as a percent of the annual income of a minimum wage worker 40%



In 2011, child care workers earned a median salary between **\$18,949** and **\$31,200**⁶

Number of children whose families receive subsidies

from the Department of Human Services to help pay for child care⁷



On average, families of **1,460** Marion County children per month received a subsidy to help pay for child care in 2012

For more information about child care in Marion County, contact:

Child Care Resource and Referral

2475 Center St. NE

Salem, Oregon 97301

503.585.2491 or toll free 1.800.289.5533

Email: ccis@mwvcaa.org

Website: www.mwvcaa.org/CCR&R_home.html

¹2012 population estimates from the Center for Population Research and Census at Portland State University.

²US Census, ACS, B23009, 2011 3-year estimate for Oregon.

³Price of child care for a toddler based on an estimated supply of child care in Oregon as of March, 2012, OCCRP, OSU.

⁴2012 county-level cost of child care from Grobe, D. & Weber, R. *2012 Oregon Child Care Market Price Study*. Oregon Child Care Research Partnership, OSU.

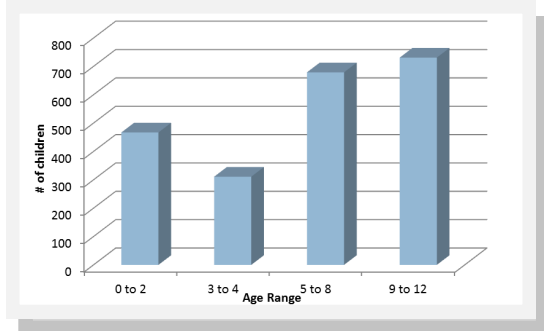
⁵Average annual tuition from an OUS undergraduate student during 2011-2012 academic year from Oregon University System website.

⁶Oregon Child Care Division, 2011

⁷Subsidy data for Federal Fiscal Year (FFY) 2012 provided by the Department of Human Services. Analysis by OCCRP, OSU.

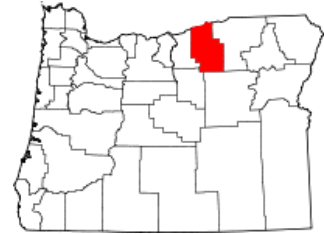
Child Care and Education in Morrow County

How many children under 13 live in Morrow County?¹

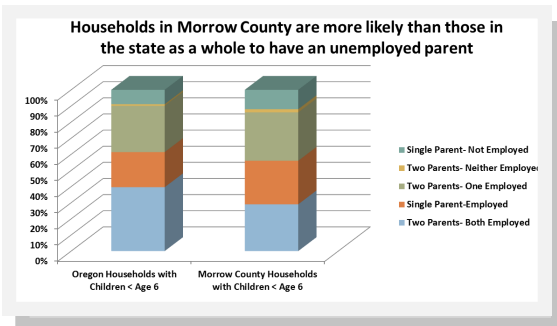


In 2012, there were **2,188** children age 0-12 years:

- ◆ **467** children age 0-2
- ◆ **311** children age 3-4
- ◆ **679** children 5-8
- ◆ **731** children 9-12



How much child care and education do we need?²



How much child care do we have?³

The following community resources exist for families in Morrow County:

- ◆ **141** slots in child care centers
- ◆ **43** slots in family child care homes

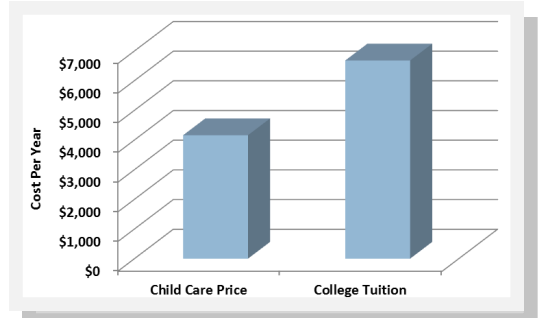
Morrow County currently has **8** visible slots per 100 children

A map associated with this profile displays the amount and type of child care available within Morrow County Elementary school catchment areas.

How much does child care cost?^{4&5}

The price of child care in Morrow County is less than the cost of college tuition at Oregon's public universities.

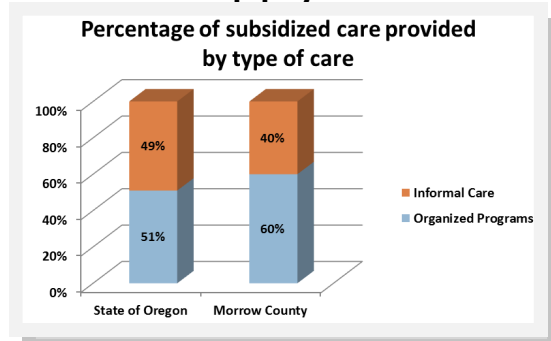
- ◆ Median annual price of child care in Morrow County **\$4,160**
- ◆ Average annual price of public university tuition in Oregon **\$6,679**
- ◆ Care of a toddler as a percent of the annual income of a minimum wage worker **23%**



Note: Due to the small number of centers in Morrow County, there is insufficient data to accurately report child care worker salary

Number of children whose families receive subsidies from the Department of Human

Services to help pay for child care⁶



On average, families of **15** Morrow County children per month received a subsidy to help pay for child care in 2012

For more information about child care in Morrow County, contact:

Child Care Resource & Referral
 110 NE 4th St.
 Hermiston, Oregon 97838
 541.564.6878 or toll free 1.800.559.5878
 Email: ccrr@umchs.org
 Website: www.umchs.org

¹2012 population estimates from the Center for Population Research and Census at Portland State University.

²US Census, ACS, B23009, 2011 3-year estimate for Oregon.

³Price of child care for a toddler based on the median price of child care in a Morrow County family child care home in Oregon as of March, 2012, OCCRP, OSU.

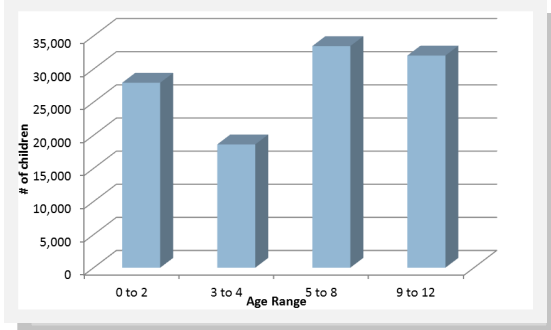
⁴2012 county-level cost of child care from Grobe, D. & Weber, R. *2012 Oregon Child Care Market Price Study*. Oregon Child Care Research Partnership, OSU.

⁵Average annual tuition from an OUS undergraduate student during 2011-2012 academic year from Oregon University System website.

⁶Subsidy data for Federal Fiscal Year (FFY) 2012 provided by the Department of Human Services. Analysis by OCCRP, OSU.

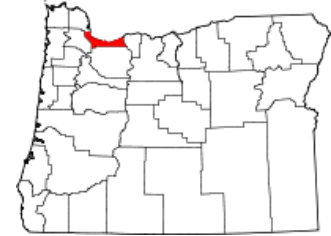
Child Care and Education in Multnomah County

How many children under 13 live in Multnomah County?¹

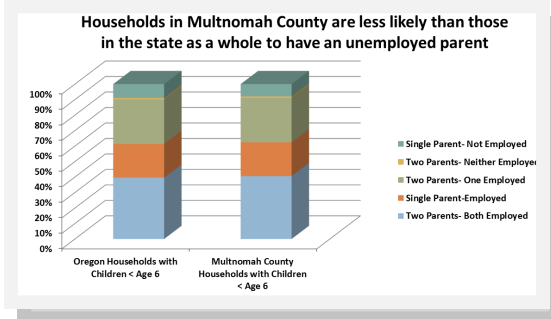


In 2012, there were **112,022** children age 0-12 years:

- ♦ **27,923** children age 0-2
- ♦ **18,616** children age 3-4
- ♦ **33,458** children 5-8
- ♦ **32,025** children 9-12



How much child care and education do we need?²



How much child care do we have?³

The following community resources exist for families in Multnomah County:

- ♦ **15,480** slots in child care centers
- ♦ **3,162** slots in family child care homes

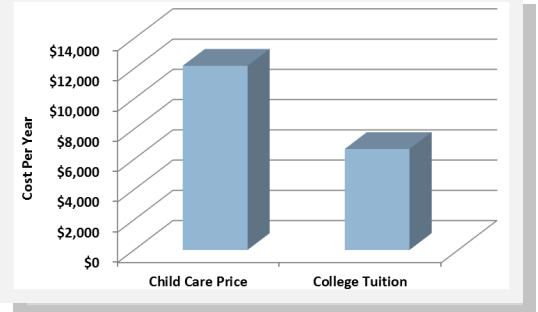
Multnomah County currently has **17** visible slots per 100 children

A map associated with this profile displays the amount and type of child care available within Multnomah County Elementary school catchment areas.

How much does child care cost?^{4&5}

The price of child care in Multnomah County exceeds the cost of college tuition at Oregon's public universities.

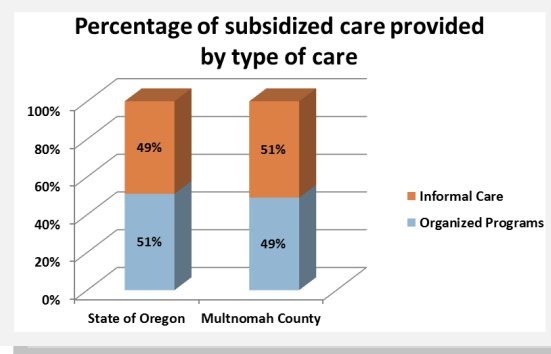
- ♦ Median annual price of child care in Multnomah County \$12,180
- ♦ Average annual price of public university tuition in Oregon \$6,679
- ♦ Care of a toddler as a percent of the annual income of a minimum wage worker 67%



In 2011, child care workers earned a median salary between **\$20,800** and **\$31,200**⁶

Number of children whose families receive subsidies

from the Department of Human Services to help pay for child care⁷



On average, families of **2,715** Multnomah County children per month received a subsidy to help pay for child care in 2012

For more information about child care in Multnomah County, contact:

Child Care Resource and Referral of Multnomah County

4510 NE 102nd Ave.

Portland, Oregon 97220

503.491.6224 or toll free 1.866.227.5529

Email: info@ccrr-mc.org

Website: www.ccrr-mc.org

¹2012 population estimates from the Center for Population Research and Census at Portland State University.

²US Census, ACS, B23009, 2011 3-year estimate for Oregon.

³Price of child care for a toddler based on an estimated supply of child care in Oregon as of March, 2012, OCCRP, OSU.

⁴2012 county-level cost of child care from Grobe, D. & Weber, R. *2012 Oregon Child Care Market Price Study*. Oregon Child Care Research Partnership, OSU.

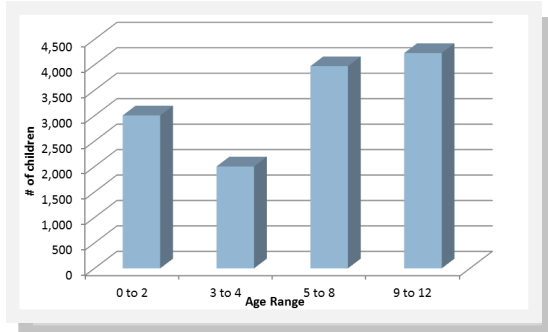
⁵Average annual tuition from an OUS undergraduate student during 2011-2012 academic year from Oregon University System website.

⁶Oregon Child Care Division, 2011

⁷Subsidy data for Federal Fiscal Year (FFY) 2012 provided by the Department of Human Services. Analysis by OCCRP, OSU.

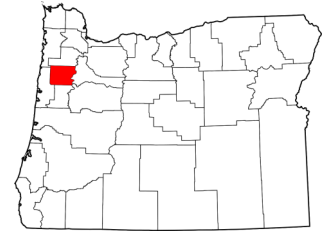
Child Care and Education in Polk County

How many children under 13 live in Polk County?¹

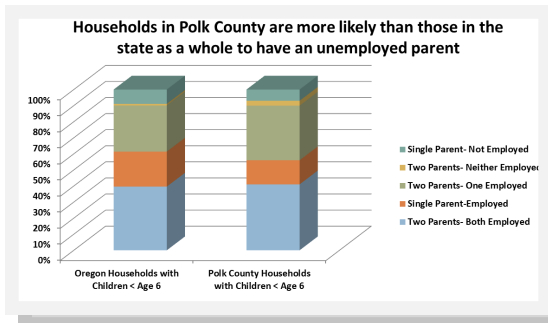


In 2012, there were **13,212** children age 0-12 years:

- ◆ **3,005** children age 0-2
- ◆ **2,003** children age 3-4
- ◆ **3,973** children 5-8
- ◆ **4,231** children 9-12



How much child care and education do we need?²



How much child care do we have?³

The following community resources exist for families in Polk County:

- ◆ **1,070** slots in child care centers
- ◆ **782** slots in family child care homes

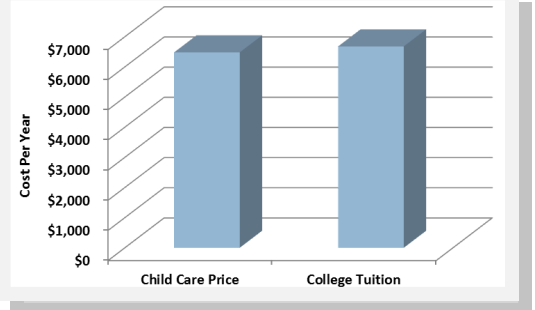
Polk County currently has **14** visible slots per 100 children

A map associated with this profile displays the amount and type of child care available within Polk County Elementary school catchment areas.

How much does child care cost?^{4&5}

The price of child care in Polk is close to the cost of college tuition at Oregon's public universities.

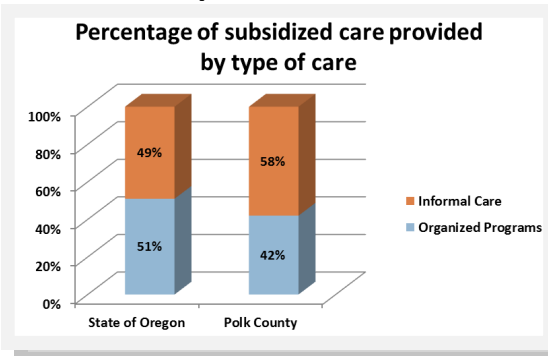
- ◆ Median annual price of child care in Polk County **\$6,480**
- ◆ Average annual price of public university tuition in Oregon **\$6,679**
- ◆ Care of a toddler as a percent of the annual income of a minimum wage worker **35%**



In 2011, child care workers earned a median salary between **\$18,949** and **\$24,960**⁶

Number of children whose families receive subsidies

from the Department of Human Services to help pay for child care⁷



On average, families of **213** Polk children per month received a subsidy to help pay for child care in 2012

For more information about child care in Polk County, contact:

Child Care Resource and Referral

2475 Center St. NE

Salem, Oregon 97301

503.585.2491 or toll free 1.800.289.5533

Email: ccis@mwvcaa.org

Website: www.mwvcaa.org/CCR&R/CCR&R_home.html

¹2012 population estimates from the Center for Population Research and Census at Portland State University.

²US Census, ACS, B23009, 2011 3-year estimate for Oregon.

³Price of child care for a toddler based on an estimated supply of child care in Oregon as of March, 2012, OCCRP, OSU.

⁴2012 county-level cost of child care from Grobe, D. & Weber, R. *2012 Oregon Child Care Market Price Study*. Oregon Child Care Research Partnership, OSU.

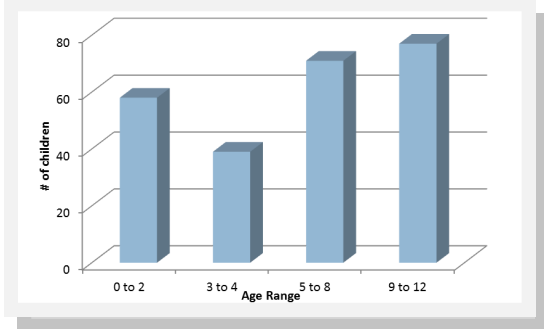
⁵Average annual tuition from an OUS undergraduate student during 2011-2012 academic year from Oregon University System website.

⁶Oregon Child Care Division, 2011

⁷Subsidy data for Federal Fiscal Year (FFY) 2012 provided by the Department of Human Services. Analysis by OCCRP, OSU.

Child Care and Education in Sherman County

How many children under 13 live in Sherman County?¹

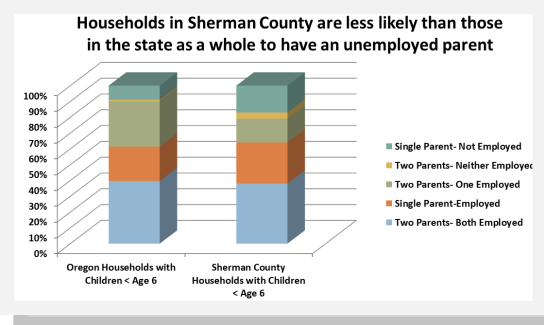


In 2012, there were **245** children age 0-12 years:

- ◆ **58** children age 0-2
- ◆ **39** children age 3-4
- ◆ **71** children 5-8
- ◆ **77** children 9-12



How much child care and education do we need?²



How much child care do we have?³

The following community resources exist for families in Sherman County:

- ◆ **68** slots in child care centers
- ◆ **34** slots in family child care homes

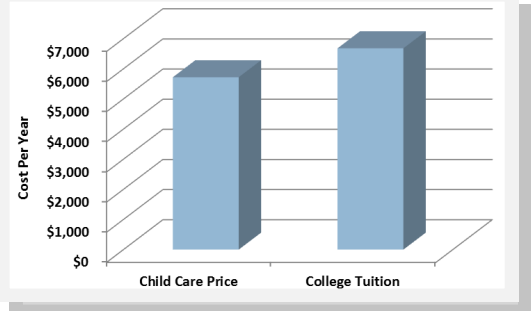
Sherman County currently has **41** visible slots per 100 children

A map associated with this profile displays the amount and type of child care available within Sherman County Elementary school catchment areas.

How much does child care cost?^{4&5}

The price of child care in Sherman County is less than the cost of college tuition at Oregon's public universities.

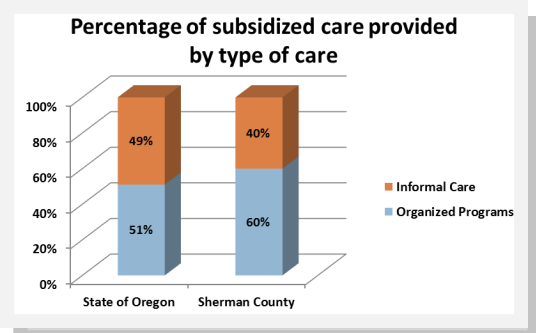
- ◆ Median annual price of child care in Sherman County **\$5,720**
- ◆ Average annual price of public university tuition in Oregon **\$6,679**
- ◆ Care of a toddler as a percent of the annual income of a minimum wage worker **31%**



Note: Due to the small number of centers in Sherman County, there is insufficient data to accurately report child care worker salary

Number of children whose families receive subsidies from the Department of Human

Services to help pay for child care⁶



On average, families of **5** Sherman County children per month received a subsidy to help pay for child care in 2012

For more information about child care in Sherman County, contact:

Child Care Partners
 400 E Scenic Dr.
 Columbia Gorge Community College
 The Dalles, Oregon 97058
 541.506.6131 or toll free 1.800.755.1143
 Email: ccp@cgcc.or.us
 Website: cgcc.cc.or.us

¹2012 population estimates from the Center for Population Research and Census at Portland State University.

²US Census, ACS, B23009, 2011 3-year estimate for Oregon.

³Price of child care for a toddler based on the median price of child care in a Sherman County family child care home in Oregon as of March, 2012, OCCRP, OSU.

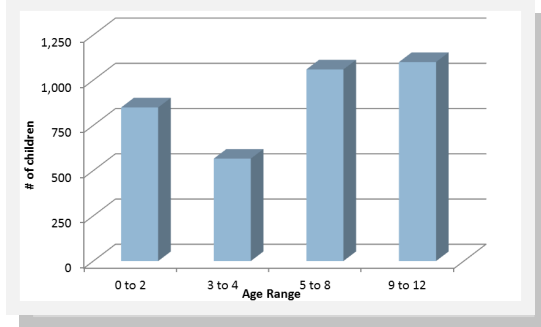
⁴2012 county-level cost of child care from Grobe, D. & Weber, R. *2012 Oregon Child Care Market Price Study*. Oregon Child Care Research Partnership, OSU.

⁵Average annual tuition from an OUS undergraduate student during 2011-2012 academic year from Oregon University System website.

⁶Subsidy data for Federal Fiscal Year (FFY) 2012 provided by the Department of Human Services. Analysis by OCCRP, OSU.

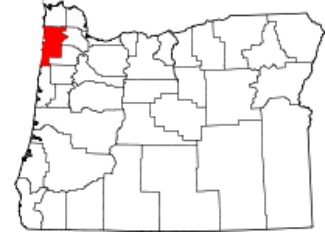
Child Care and Education in Tillamook County

How many children under 13 live in Tillamook County?¹

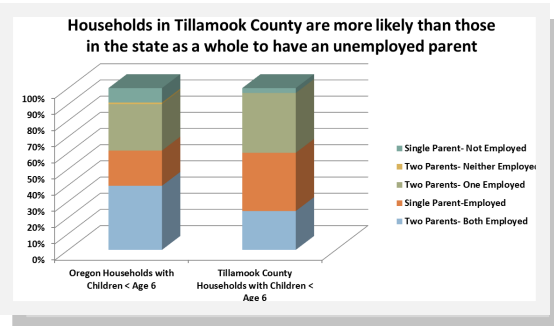


In 2012, there were **3,574** children age 0-12 years:

- ♦ **849** children age 0-2
- ♦ **566** children age 3-4
- ♦ **1,059** children 5-8
- ♦ **1,100** children 9-12



How much child care and education do we need?²



How much child care do we have?³

The following community resources exist for families in Tillamook County:

- ♦ **353** slots in child care centers
- ♦ **160** slots in family child care homes

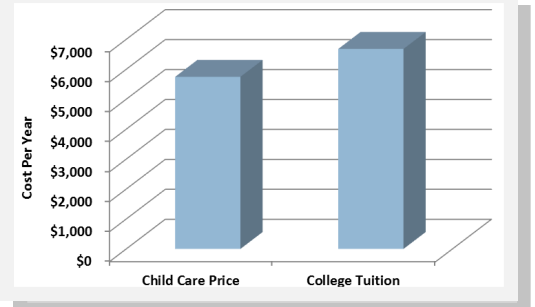
Tillamook County currently has **14** visible slots per 100 children

A map associated with this profile displays the amount and type of child care available within Tillamook County Elementary school catchment areas.

How much does child care cost?^{4&5}

The price of child care in Tillamook County is close to the cost of college tuition at Oregon's public universities.

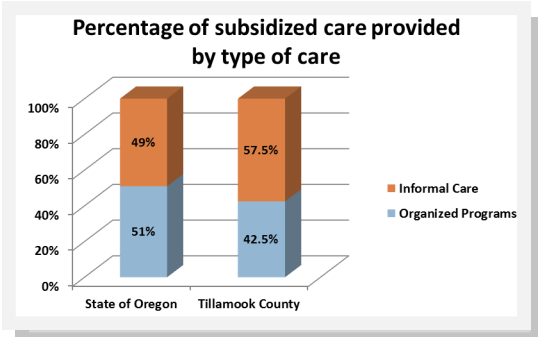
- ♦ Median annual price of child care in Tillamook County **\$5,748**
- ♦ Average annual price of public university tuition in Oregon **\$6,679**
- ♦ Care of a toddler as a percent of the annual income of a minimum wage worker **31%**



Note: Due to the small number of centers in Tillamook County, there is insufficient data to accurately report child care worker salary

Number of children whose families receive subsidies from the Department of Human

Services to help pay for child care⁶



On average, families of **80** Tillamook County children per month received a subsidy to help pay for child care in 2012

For more information about child care in Tillamook County, contact:

Family Care Connection
 2001 Marine Dr., room 210
 Astoria, Oregon 97103
 503.325.1220 or toll free 1.877.333.4960
 Email: familycareconnection@oregonstate.edu
 Website: www.extension.oregonstate.edu/lincoln/family_care

¹2012 population estimates from the Center for Population Research and Census at Portland State University.

²US Census, ACS, B23009, 2011 3-year estimate for Oregon.

³Price of child care for a toddler based on an estimated supply of child care in Oregon as of March, 2012, OCCRP, OSU.

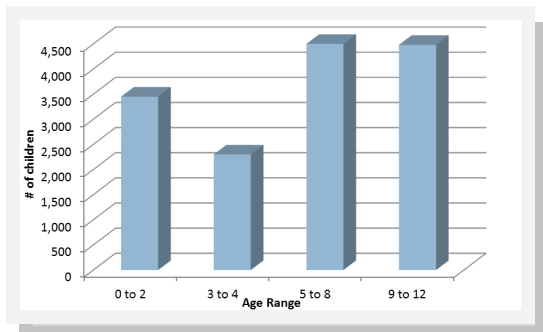
⁴2012 county-level cost of child care from Grobe, D. & Weber, R. *2012 Oregon Child Care Market Price Study*. Oregon Child Care Research Partnership, OSU.

⁵Average annual tuition from an OUS undergraduate student during 2011-2012 academic year from Oregon University System website.

⁶Subsidy data for Federal Fiscal Year (FFY) 2012 provided by the Department of Human Services. Analysis by OCCRP, OSU.

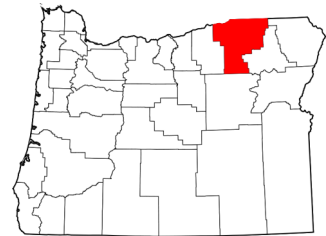
Child Care and Education in Umatilla County

How many children under 13 live in Umatilla County?¹

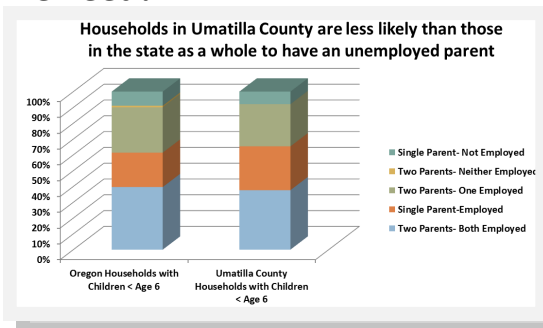


In 2012, there were **14,731** children age 0-12 years:

- ♦ **3,450** children age 0-2
- ♦ **2,300** children age 3-4
- ♦ **4,500** children 5-8
- ♦ **4,481** children 9-12



How much child care and education do we need?²



How much child care do we have?³

The following community resources exist for families in Umatilla County:

- ♦ **1,347** slots in child care centers
- ♦ **702** slots in family child care homes

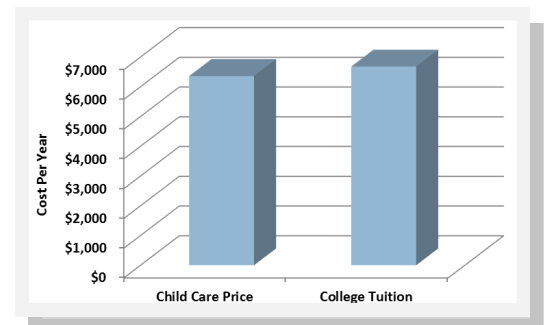
Umatilla County currently has **14** visible slots per 100 children

A map associated with this profile displays the amount and type of child care available within Umatilla County Elementary school catchment areas.

How much does child care cost?^{4&5}

The price of child care in Umatilla County is close to the cost of college tuition at Oregon's public universities.

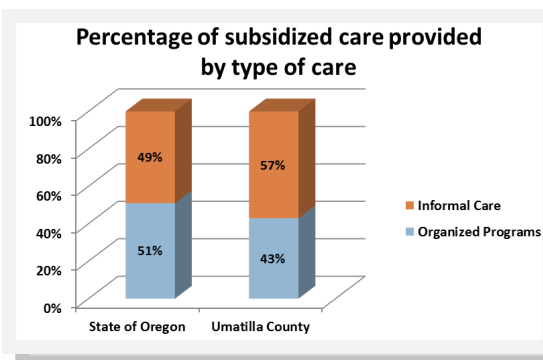
- ♦ Median annual price of child care in Umatilla County \$6,360
- ♦ Average annual price of public university tuition in Oregon \$6,679
- ♦ Care of a toddler as a percent of the annual income of a minimum wage worker 35%



In 2011, child care workers earned a median salary between **\$21,882** and **\$45,906**⁶

Number of children whose families receive subsidies

from the Department of Human Services to help pay for child care⁷



On average, families of **267** Umatilla County children per month received a subsidy to help pay for child care in 2012

For more information about child care in Umatilla County, contact:
 Child Care Resource and Referral
 110 NE 4th St.
 Hermiston, Oregon 97838
 541.564.6878 or toll free 1.800.559.5878
 Email: ccrr@umchs.org
 Website: www.umchs.org

¹2012 population estimates from the Center for Population Research and Census at Portland State University.

²US Census, ACS, B23009, 2011 3-year estimate for Oregon.

³Price of child care for a toddler based on an estimated supply of child care in Oregon as of March, 2012, OCCRP, OSU.

⁴2012 county-level cost of child care from Grobe, D. & Weber, R. *2012 Oregon Child Care Market Price Study*. Oregon Child Care Research Partnership, OSU.

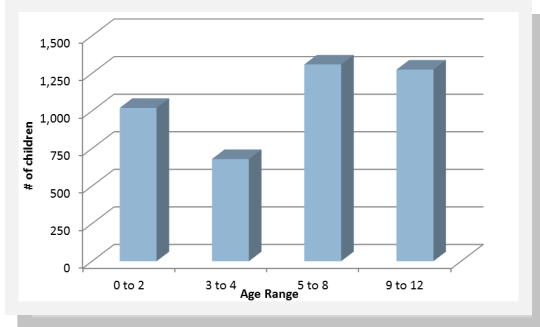
⁵Average annual tuition from an OUS undergraduate student during 2011-2012 academic year from Oregon University System website.

⁶Oregon Child Care Division, 2011

⁷Subsidy data for Federal Fiscal Year (FFY) 2012 provided by the Department of Human Services. Analysis by OCCRP, OSU.

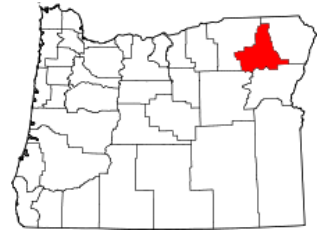
Child Care and Education in Union County

How many children under 13 live in Union County?¹

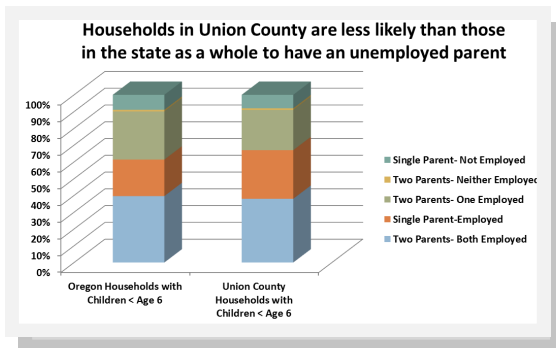


In 2012, there were **4,284** children age 0-12 years:

- ♦ **1,020** children age 0-2
- ♦ **680** children age 3-4
- ♦ **1,309** children 5-8
- ♦ **1,275** children 9-12



How much child care and education do we need?²



How much child care do we have?³

The following community resources exist for families in Union County:

- ♦ **425** slots in child care centers
- ♦ **488** slots in family child care homes

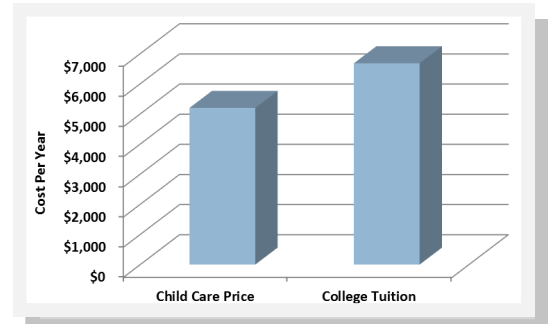
Union County currently has **22** visible slots per 100 children

A map associated with this profile displays the amount and type of child care available within Union County Elementary school catchment areas.

How much does child care cost?^{4&5}

The price of child care in Union County is close to the cost of college tuition at Oregon's public universities.

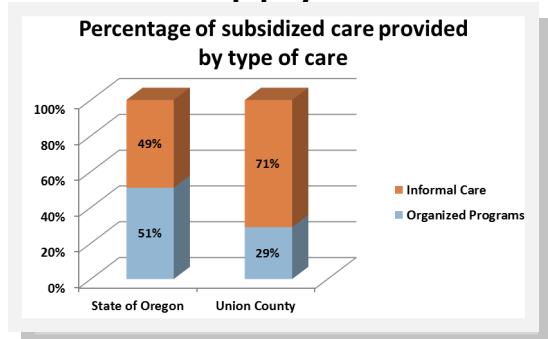
- ♦ Median annual price of child care in Union County **\$5,200**
- ♦ Average annual price of public university tuition in Oregon **\$6,679**
- ♦ Care of a toddler as a percent of the annual income of a minimum wage worker **28%**



Note: Due to the small number of centers in Union County, there is insufficient data to accurately report child care worker salary

Number of children whose families receive subsidies from the Department of Human

Services to help pay for child care⁶



On average, families of **89** Union County children per month received a subsidy to help pay for child care in 2012

For more information about child care in Union County, contact:

Child Care Resource & Referral
 1901 Adams Ave., suite 3
 Training and Employment Consortium
 La Grande, Oregon 97850
 541.963.7942 or toll free 1.800.956.0324 x7
 Email: CCRAssist@tecteam.org
 Website: www.trainingemployment.org

¹2012 population estimates from the Center for Population Research and Census at Portland State University.

²US Census, ACS, B23009, 2011 3-year estimate for Oregon.

³Price of child care for a toddler based on the median price of child care in a Union County family child care home in Oregon as of March, 2012, OCCRP, OSU.

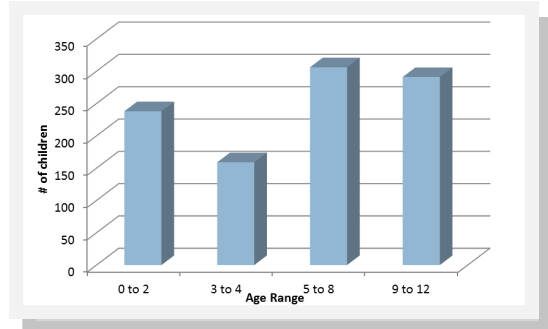
⁴2012 county-level cost of child care from Grobe, D. & Weber, R. 2012 *Oregon Child Care Market Price Study*. Oregon Child Care Research Partnership, OSU.

⁵Average annual tuition from an OUS undergraduate student during 2011-2012 academic year from Oregon University System website.

⁶Subsidy data for Federal Fiscal Year (FFY) 2012 provided by the Department of Human Services. Analysis by OCCRP, OSU.

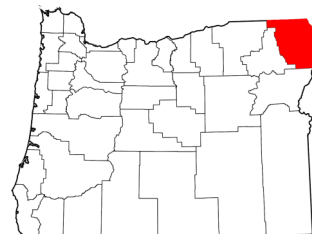
Child Care and Education in Wallowa County

How many children under 13 live in Wallowa County?¹

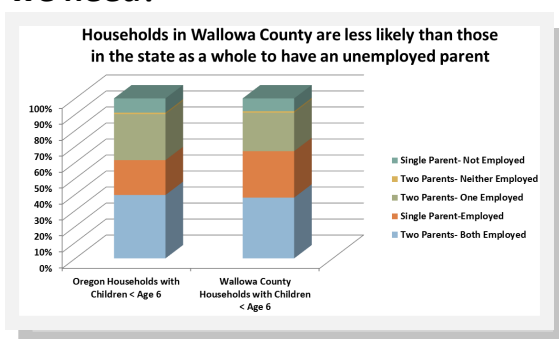


In 2012, there were **994** children age 0-12 years:

- ♦ **238** children age 0-2
- ♦ **159** children age 3-4
- ♦ **306** children 5-8
- ♦ **291** children 9-12



How much child care and education do we need?²



How much child care do we have?³

The following community resources exist for families in Wallowa County:

- ♦ **112** slots in child care centers
- ♦ **64** slots in family child care homes

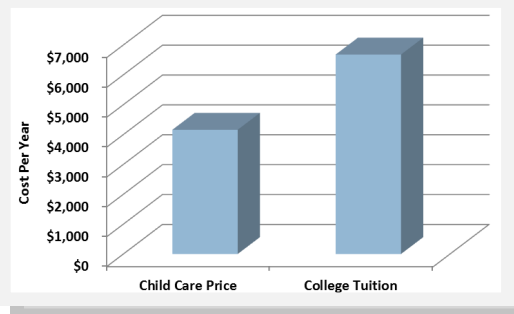
Wallowa County currently has **18** visible slots per 100 children

A map associated with this profile displays the amount and type of child care available within Wallowa County Elementary school catchment areas.

How much does child care cost?^{4&5}

The price of child care in Wallowa County is less than the cost of college tuition at Oregon's public universities.

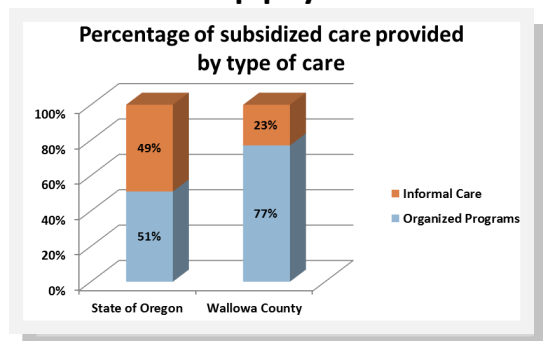
- ♦ Median annual price of child care in Wallowa County **\$4,160**
- ♦ Average annual price of public university tuition in Oregon **\$6,679**
- ♦ Care of a toddler as a percent of the annual income of a minimum wage worker **23%**



Note: Due to the small number of centers in Wallowa County, there is insufficient data to accurately report child care worker salary

Number of children whose families receive subsidies from the Department of Human

Services to help pay for child care⁶



On average, families of **13** Wallowa County children per month received a subsidy to help pay for child care in 2012

For more information about child care in Wallowa County, contact:
 Child Care Resource and Referral
 104 Litch St.
 Enterprise, Oregon 97828
 541.426.3149 or toll free 1.800.956.0324
 Email: CCRAssist@tecteam.org
 Website: www.trainingemployment.org

¹2012 population estimates from the Center for Population Research and Census at Portland State University.

²US Census, ACS, B23009, 2011 3-year estimate for Oregon.

³Price of child care for a toddler based on the median price of child care in a Wallowa County family child care home in Oregon as of March, 2012, OCCRP, OSU.

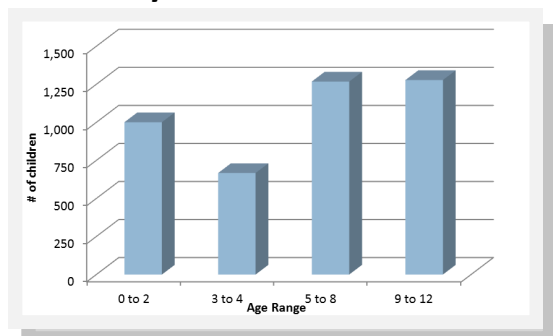
⁴2012 county-level cost of child care from Grobe, D. & Weber, R. 2012 *Oregon Child Care Market Price Study*. Oregon Child Care Research Partnership, OSU.

⁵Average annual tuition from an OUS undergraduate student during 2011-2012 academic year from Oregon University System website.

⁶Subsidy data for Federal Fiscal Year (FFY) 2012 provided by the Department of Human Services. Analysis by OCCRP, OSU.

Child Care and Education in Wasco County

How many children under 13 live in Wasco County?¹

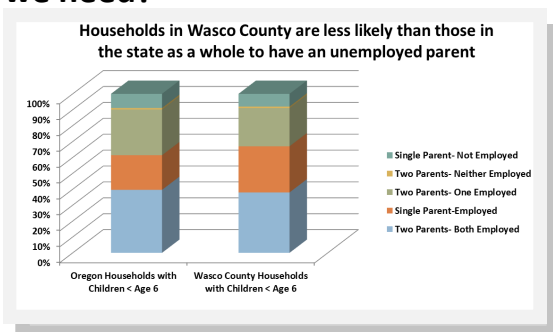


In 2012, there were **4,214** children age 0-12 years:

- ♦ **1,001** children age 0-2
- ♦ **667** children age 3-4
- ♦ **1,268** children 5-8
- ♦ **1,278** children 9-12



How much child care and education do we need?²



How much child care do we have?³

The following community resources exist for families in Wasco County:

- ♦ **880** slots in child care centers
- ♦ **379** slots in family child care homes

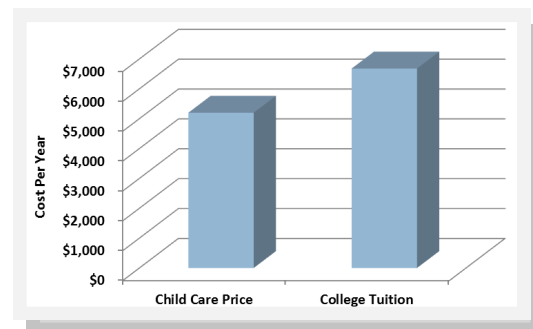
Wasco County currently has **30** visible slots per 100 children

A map associated with this profile displays the amount and type of child care available within Wasco County Elementary school catchment areas.

How much does child care cost?^{4&5}

The price of child care in Wasco is close to the cost of college tuition at Oregon's public universities.

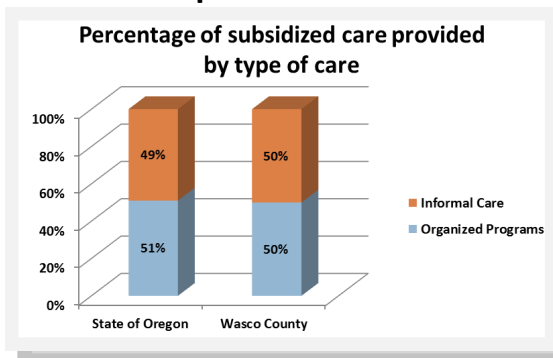
- ♦ Median annual price of child care in Wasco County \$5,200
- ♦ Average annual price of public university tuition in Oregon \$6,679
- ♦ Care of a toddler as a percent of the annual income of a minimum wage worker 28%



In 2011, child care workers earned a median salary between **\$22,006** and **\$45,760**⁶

Number of children whose families receive subsidies

from the Department of Human Services to help pay for child care⁷



On average, families of **102** Wasco children per month received a subsidy to help pay for child care in 2012

For more information about child care in Wasco County, contact:

Child Care Partners
 400 E Scenic Dr.
 Columbia Gorge Community College
 The Dalles, Oregon 97058
 541.506.6131 or toll free 1.800.755.1143
 Email: ccp@cgcc.or.us
 Website: www.cgcc.cc.or.us

¹2012 population estimates from the Center for Population Research and Census at Portland State University.

²US Census, ACS, B23009, 2011 3-year estimate for Oregon.

³Price of child care for a toddler based on the median price of child care in a Wasco County family child care home in Oregon as of March, 2012, OCCRP, OSU.

⁴2012 county-level cost of child care from Grobe, D. & Weber, R. *2012 Oregon Child Care Market Price Study*. Oregon Child Care Research Partnership, OSU.

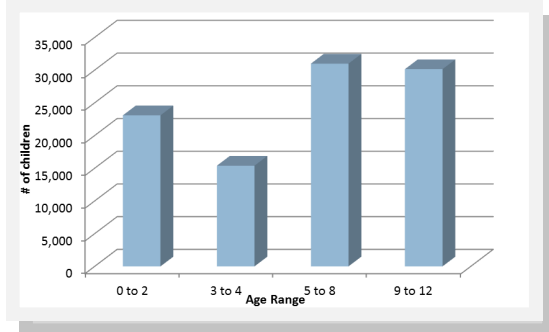
⁵Average annual tuition from an OUS undergraduate student during 2011-2012 academic year from Oregon University System website.

⁶Oregon Child Care Division, 2011

⁷Subsidy data for Federal Fiscal Year (FFY) 2012 provided by the Department of Human Services. Analysis by OCCRP, OSU.

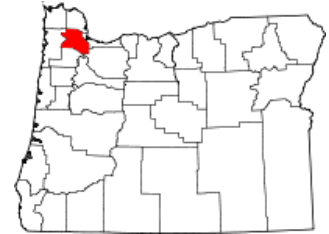
Child Care and Education in Washington County

How many children under 13 live in Washington County?¹

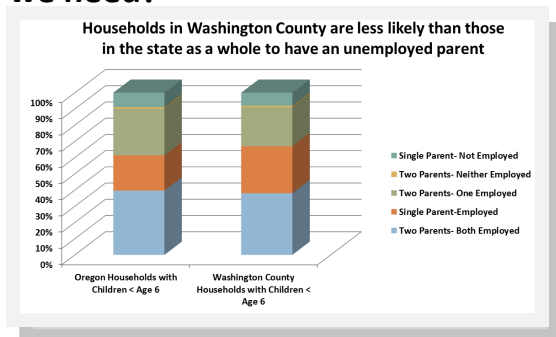


In 2012, there were **99,607** children age 0-12 years:

- ♦ **23,085** children age 0-2
- ♦ **15,390** children age 3-4
- ♦ **30,989** children 5-8
- ♦ **30,143** children 9-12



How much child care and education do we need?²



How much child care do we have?³

The following community resources exist for families in Washington County:

- ♦ **12,323** slots in child care centers
- ♦ **4,372** slots in family child care homes

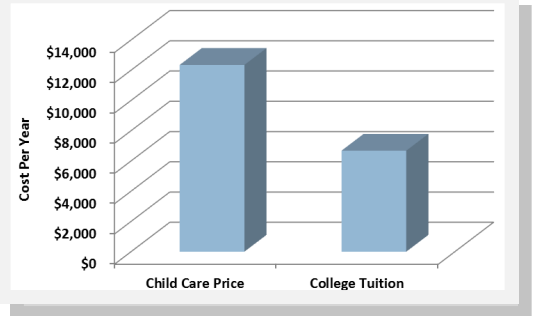
Washington County currently has **17** visible slots per 100 children

A map associated with this profile displays the amount and type of child care available within Washington County Elementary school catchment areas.

How much does child care cost?^{4&5}

The price of child care in Washington County exceeds the cost of college tuition at Oregon's public universities.

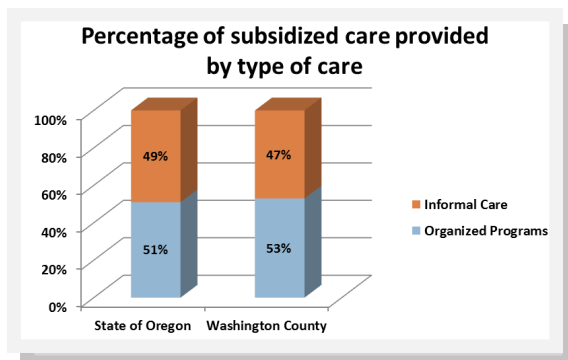
- ♦ Median annual price of child care in Washington County \$12,348
- ♦ Average annual price of public university tuition in Oregon \$6,679
- ♦ Care of a toddler as a percent of the annual income of a minimum wage worker 67%



In 2011, child care workers earned a median salary between **\$20,280** and **\$28,350**⁶

Number of children whose families receive subsidies

from the Department of Human Services to help pay for child care⁷



On average, families of **1,569** Washington County children per month received a subsidy to help pay for child care in 2012

For more information about child care in Washington County, contact:

Child Care Resource and Referral

1001 SW Baseline

Hillsboro, Oregon 97123

971.223.6100 or toll free 1.800.624.9516

Email: ccrr@caowash.org

Website: www.communityaction4u.org

¹2012 population estimates from the Center for Population Research and Census at Portland State University.

²US Census, ACS, B23009, 2011 3-year estimate for Oregon.

³Price of child care for a toddler based on an estimated supply of child care in Oregon as of March, 2012, OCCRP, OSU.

⁴2012 county-level cost of child care from Grobe, D. & Weber, R. 2012 *Oregon Child Care Market Price Study*. Oregon Child Care Research Partnership, OSU.

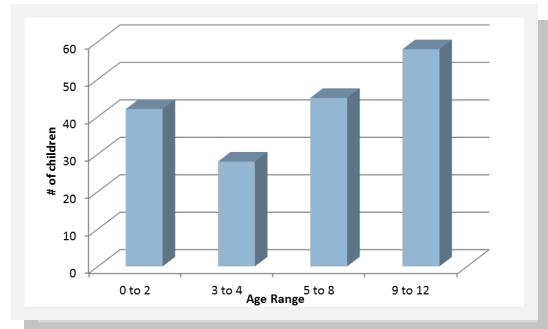
⁵Average annual tuition from an OUS undergraduate student during 2011-2012 academic year from Oregon University System website.

⁶Oregon Child Care Division, 2011

⁷Subsidy data for Federal Fiscal Year (FFY) 2012 provided by the Department of Human Services. Analysis by OCCRP, OSU.

Child Care and Education in Wheeler County

How many children under 13 live in Wheeler County?¹

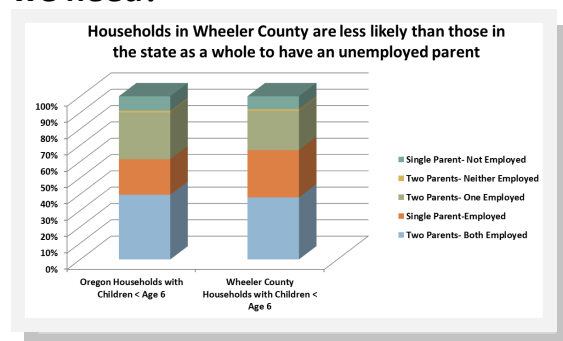


In 2012, there were **173** children age 0-12 years:

- ◆ **42** children age 0-2
- ◆ **28** children age 3-4
- ◆ **45** children 5-8
- ◆ **58** children 9-12



How much child care and education do we need?²



How much child care do we have?³

The following community resources exist for families in Wheeler County:

- ◆ **19** slots in child care centers
- ◆ **3** slots in family child care homes

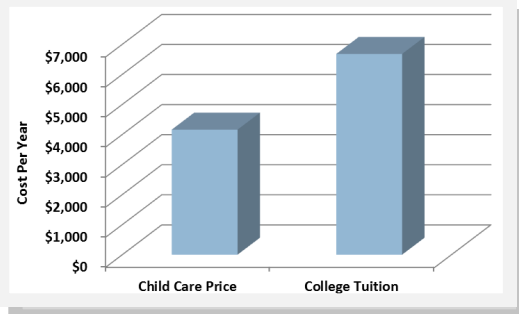
Wheeler County currently has **12** visible slots per 100 children

A map associated with this profile displays the amount and type of child care available within Wheeler County Elementary school catchment areas.

How much does child care cost?^{4&5}

The price of child care in Wheeler County is less than the cost of college tuition at Oregon's public universities.

- ◆ Median annual price of child care in Wheeler County **\$4,160**
- ◆ Average annual price of public university tuition in Oregon **\$6,679**
- ◆ Care of a toddler as a percent of the annual income of a minimum wage worker **28%**



Note: Due to the small number of centers in Wheeler County, there is insufficient data to accurately report child care worker salary

Number of children whose families receive subsidies from the Department of Human Services to help pay for child care⁶

No Wheeler County children received a subsidy to help pay for child care in April 2012.

For more information about child care in Wheeler County, contact:

Child Care Partners
 400 E Scenic Dr.
 Columbia Gorge Community College
 The Dalles, Oregon 97058
 541.506.6131 or toll free 1.800.755.1143
 Email: ccp@cgcc.or.us
 Website: www.cgcc.or.us

¹2012 population estimates from the Center for Population Research and Census at Portland State University.

²US Census, ACS, B23009, 2011 3-year estimate for Oregon.

³Price of child care for a toddler based on the median price of child care in a Wheeler County family child care home in Oregon as of March, 2012, OCCRP, OSU.

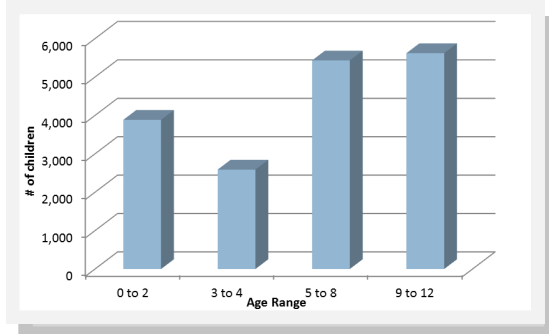
⁴2012 county-level cost of child care from Grobe, D. & Weber, R. *2012 Oregon Child Care Market Price Study*. Oregon Child Care Research Partnership, OSU.

⁵Average annual tuition from an OUS undergraduate student during 2011-2012 academic year from Oregon University System website.

⁶Subsidy data for Federal Fiscal Year (FFY) 2012 provided by the Department of Human Services. Analysis by OCCRP, OSU.

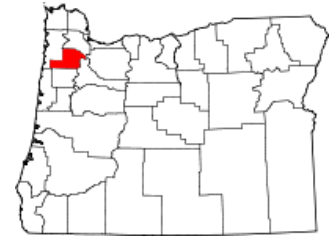
Child Care and Education in Yamhill County

How many children under 13 live in Yamhill County?¹

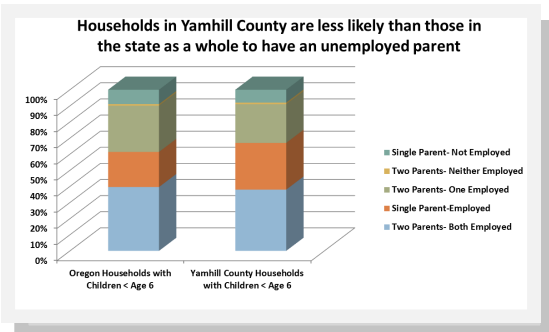


In 2012, there were **17,528** children age 0-12 years:

- ♦ **3,885** children age 0-2
- ♦ **2,590** children age 3-4
- ♦ **5,432** children 5-8
- ♦ **5,621** children 9-12



How much child care and education do we need?²



How much child care do we have?³

The following community resources exist for families in Yamhill County:

- ♦ **2,134** slots in child care centers
- ♦ **783** slots in family child care homes

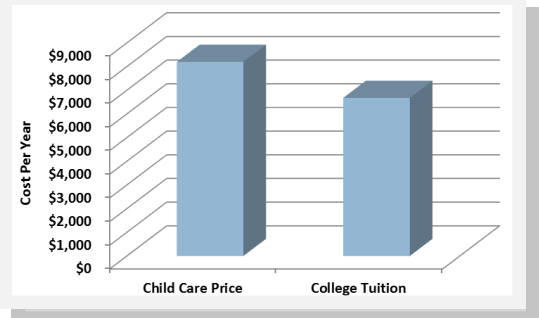
Yamhill County currently has **17** visible slots per 100 children

A map associated with this profile displays the amount and type of child care available within Yamhill County Elementary school catchment areas.

How much does child care cost?^{4&5}

The price of child care in Yamhill County exceeds the cost of college tuition at Oregon's public universities.

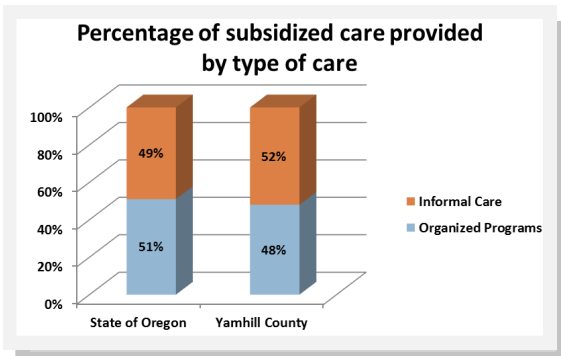
- ♦ Median annual price of child care in Yamhill County **\$8,196**
- ♦ Average annual price of public university tuition in Oregon **\$6,679**
- ♦ Care of a toddler as a percent of the annual income of a minimum wage worker **45%**



In 2011, child care workers earned a median salary between **\$18,990** and **\$26,000**⁶

Number of children whose families receive subsidies

from the Department of Human Services to help pay for child care⁷



On average, families of **335** Yamhill County children per month received a subsidy to help pay for child care in 2012

For more information about child care in Yamhill County, contact:

Child Care Resource and Referral

2475 Center St. NE

Salem, Oregon 97301

503.585.2491 or toll free 1.800.289.5533

Email: ccis@mwvcaa.org

Website: www.mwvcaa.org/CCR&R/CCR&R_home.html

¹2012 population estimates from the Center for Population Research and Census at Portland State University.

²US Census, ACS, B23009, 2011 3-year estimate for Oregon.

³Price of child care for a toddler based on an estimated supply of child care in Oregon as of March, 2012, OCCRP, OSU.

⁴2012 county-level cost of child care from Grobe, D. & Weber, R. *2012 Oregon Child Care Market Price Study*. Oregon Child Care Research Partnership, OSU.

⁵Average annual tuition from an OUS undergraduate student during 2011-2012 academic year from Oregon University System website.

⁶Oregon Child Care Division, 2011

⁷Subsidy data for Federal Fiscal Year (FFY) 2012 provided by the Department of Human Services. Analysis by OCCRP, OSU.